

# PRODUCTIVITY

## Productivity Report

Fall 2007 - Spring 2012

## INDEX

### Page

|              |                             |
|--------------|-----------------------------|
| i – iii..... | Preface                     |
| iv – v.....  | Course Prefix Coding Scheme |

### Detail of SCH/FTEF (White Pages)

#### 1 .....**Ferris State University**

#### 2,3 .....**College of Engineering Technology (College of Technology)**

|                       |   |
|-----------------------|---|
| 5,13,16,47 .....      | Architectural Tech & Facilities Mgmt (ARCH, FMAN)           |
| 5,13,16,47 .....      | Automotive ( AMGT, AUTO)                                    |
| 5,13,16,17,47 .....   | Construction Technology & Management (BCTM, CETM, CONM)     |
| 5,13,17,20,47,48..... | EET-CNS (ECNS, EEET)  |
| 5,17 .....            | Energy Systems (ENGY)                                       |
| 5,6,17,18,48 .....    | HVACR (HVAC)  |
| 6,13,18,59,48 .....   | Heavy Equipment (HEQT, HSET)                                |
| 6,13,18,57,48 .....   | Manufacturing Eng Tech (MATL, MFGE, MFGT)                   |
| 6,13,19,48,49 .....   | Mechanical Design (CDTD, ETEC, MECH, PDET)                  |
| 6,13,19,20,58,49..... | Plastics and Rubber (PLTS, PPET, RUBR)                      |
| 7,14,20,59,49 .....   | Printing & Imaging Technology Mgmt (NMPP, PHOT, PMGT, PTEC) |
| 7,14,21,21,50 .....   | Surveying (CENG, GISC, SURE)                                |
| 7,14,21,50 .....      | Welding Engineering Technology (WELD)                       |

#### 2 .....**College of Allied Health Sciences**

|                     |   |
|---------------------|---|
| 7,24,22,23,27 ..... | Clinical Lab, Resp Care and Health Admin (CAHS, CCHS, CLLS, DMOL, EHSM, HCSA, MRIS, RESP) |
| 7,8,23,24,27 .....  | Dental Hygiene and Medical Imaging (DHYG, NUCM, RADI, SONO)                               |
| 8,24,.....          | School of Nursing (NURS)  |

## INDEX

| <u>Page</u>        | <u>Detail of SCH/FTEF cont.</u>   |
|--------------------|---|
| 2                  | <b>College of Arts and Sciences</b>   |
| 8,25               | Biology (BIOL, HORT, INBI)  |
| 8,25               | College of Arts and Sciences(COAS)  |
| 8,9,25,26,27,28,29 | Humanities (AFAM, ARTH, ARTS, COMH, COMM, FILM, HISH, HIST, HUMH, HUMN, MUSI, PHIH, PHIL, RELG,<br>.....RELH, THTH, THTR, WGST) |
| 9,29,30,31         | Languages & Literature (ENGL, ENGP, FREN, FRNH, GERM, JRNL, LANG, LITH, LITR, SPAN)   |
| 9,31               | Mathematics (CPSC, MATH)  |
| 9,31,32            | Physical Sciences (ASTR, CHEM, GEOL, INPS, PHSC, PHYS)  |
| 10,32,33,34        | Social Sciences Dept (ANHH, ANTH, GEOG, PLSC, PSYC, PSYH, SCWK, SOCH, SOCY, SSCI)   |
| 2                  | <b>College of Business</b>  |
| 10,35,36           | Accountancy, Finance, Info Systems (ACCT, CITS,FINC, HSCJ, ISIN, ISYS, MISM, PROJ)  |
| 10,36,37           | Management (BLAW, BUSN, ECON, INTB, LLAW, MGMT, MMBA, REAL)   |
| 10,11,38,39        | Marketing (ADVG, AIMC, ECOM, GRDE, MKTG, PREL, RETG, STQM)  |
| 11,39,40           | Sports, Entertainment, Hospitality Management (HOMT, MIMG, PGMG, PTMG, RFIM)  |
| 2,3                | <b>College of Education &amp; Human Services</b>  |
| 11,41              | Criminal Justice (CRIM, MSCI)   |
| 11,41              | Recreation Leisure Services & Wellness (RMLS)   |
| 11,12,41,42,43     | School of Education Dept (ECTE, EDCD, EDGP, EDLA, EDLE, EDPE, EDPH, EDUC, ERLA, ESPN)   |
| 12,43              | Television Production (TVPR)  |
| 3                  | <b>College of Pharmacy</b>  |
| 12,44              | Pharmacy (PHAD, PHAR, PHCG, PHCH, PHCL, PHPR)   |

## INDEX

| <u>Page</u> | <u>Detail of SCH/FTEF cont.</u> |
|-------------|---------------------------------|
|-------------|---------------------------------|

3 .....**College of Professional and Technological Studies**

12,45,46..... Professional and Technological Studies (AESL, APPS, DAGD, ESLC, ESLG, ESLP, ESLR, ESLS, ESLW, GLBL, GLEL, IDSL, SENG)

3,4 .....**Kendall College of Art & Design**

14,51,52..... Design Studies (KCDC, KCDM, KCDS, KCFD, KCFS, KCGD, KCHP, KCID, KCIL, KCIN, KCVC, KDES)

14,15,53,54,55 ..... Fine Arts/Foundation (KCDR, KCED, KCFA, KCFN, KCMJ, KCPA, KCPH, KCPR, KCSF, KGDR, KGED, KGFA, KGPA, KGPH, KGPR)

15,55,56..... Liberal Arts & Sciences/Arts History (KCAH, KCHU, KCSC, KCSS, KGAH)

4 .....**Michigan College of Optometry (College of Optometry)**

15,57 ..... Optometry (OPTM)

4 .....**University College**

15,58,59..... Developmental Programs & Curriculum (CARE, DIST, FSUS, HNRS, NASE, ORSA, READ, UNCP, UNIV)

**Ranked Listing of SCH/FTEF (Buff Pages)**

60 ..... College

61-63 ..... Department

64-76 ..... Course Prefix

**Graphs of SCH/FTEF (Gray Pages)**

77 ..... Pie Chart - College

78 ..... Graphs - FSU

79-88 ..... Graphs - College

89-125 ..... Graphs - Department

## PREFACE

The Productivity Report is produced each summer by the Ferris State University Office of Institutional Research and Testing. All information provided in this publication is drawn from existing university data systems. Any person having questions, suggestions, or requests for more detailed information should contact the Office of Institutional Research and Testing at extension 3800.

Readers should note that in the tables of this report, the whole may not equal the sum of the parts because of rounding. Data has been summed and then rounded.

This report details productivity trends at FSU over the past five years. The report shows data for Fall 2007 through Spring 2012. Data is shown in detail by university (page 1), by college (pages 2 through 4), by department (pages 5 through 15), and by course prefix (pages 16 through 59). Summary information for the current year shows SCH/FTEF in ranked order by college (page 60), by department (pages 61 through 63) and by course prefix (pages 64 through 76). Graphs showing SCH and FTEF data are on pages 77 through 125.

### EXPLANATION OF TERMS:

**Student Credit Hours (SCH)** - SCH is the product of the credit value of a course and the number of students enrolled in the course on the official fourth day of classes for that semester. For example, a 4 credit course section containing 50 students on the fourth day of classes would generate 200 student credit hours.

**Full-Time Equated Faculty (FTEF)** - A faculty member working full-time for fall and spring semester (fall semester 1 FTEF + spring semester 1 FTEF = Average F + W 1 FTEF). Overloads and part-time faculty produce a fraction of an FTEF. **No sabbatical or 100% release-time FTEF are included in this report.** When student credit hours are produced by administrators and/or ROTC personnel, zeros are shown in the corresponding full time equated faculty columns and are not included in the ranked listings.

**SCH/FTEF** - A measure of productivity. This gives the average number of student credit hours generated per full-time equated faculty member. When SCH is divided by zero FTEF (zero results from administrators and/or ROTC personnel teaching courses) the SCH/FTEF columns contain blanks. When a zero FTE occurs in Fall or Spring, the overall SCH/FTE must be recalculated.

**NOTE: If there are not SCH's and/or FTE's in both the Fall and the Spring Term Columns, please disregard the Annualized Productivity Figures** (listed in the last column on the page). You will need to look at the particular Fall or Spring Term to see the Correct Productivity Measure. Also note that if there is a department and/or college name change the data will appear with the correct name and correct term. Please contact the Office of Institutional Research and Testing if you have any questions.

As shown on page 1, during the Fall and Spring semester of the 2011-12 school year, Ferris State University had 710.50 full-time equated **teaching** faculty. A total of 322,930.50 student credit hours were produced, for an average of 454.51 student credit hours produced per FTEF. The same comparisons have been made for specific terms, by college, department and course prefix.

(The SCH and FTEF FSU totals shown in this report are the same totals submitted to the State of Michigan through the HEIDI system.)

## PREFACE cont.

### Special Notes for 2007-2008:

There were 11 new course prefixes added during the 2006-2007 year: (1) AMGT – Automotive Management, College of Technology - Automotive (2) ANHH – Anthropology Honors, Arts & Sciences – Social Sciences (3) CENG – Civil Engineering, College of Technology - Surveying (4) ENGP – English Professional, Arts & Sciences - Language & Literature (5) FRNH – Lit of the French World- Honors, Arts & Sciences - Language & Literature (6) GISG – Geographic Information Science, College of Technology - Surveying (7) ISIN – Information Security and Intel, Business – Accountancy, Finance, Info Systems (8) KCGD – Kendall –Graphic Design, Kendall – Design Studies (9) PSYH - Psychology Honors, Arts & Sciences – Social Sciences (10) SENG – Software Engineering, College of Professional and Technological Studies – Professional and Technological Studies (11) SOCH – Sociology Honors, Arts & Sciences - Social Sciences

### Special Notes for 2008-2009:

There were no new course prefixes added during the 2008-2009 year.

Effective Spring 2009 the College of Technology changed its name to College of Engineering Technology.

### Special Notes for 2009-2010:

There were 6 new course prefixes added during the 2009-2010 year: (1) AIMC – Adversiting/Integrate Mkg Communications, College of Business – Marketing, (2) COAS - College of Arts & Sciences – College of Arts & Sciences, (3) EDLE – Educational Leadership, College of Education and Human Services – School of Education Dept, (4) KCDR – Kendall Drawing, Kendall College of Art & Design – Fine Arts/Foundation, (5) KCPR - Kendall Printmaking, Kendall College of Art & Design – Fine Arts/Foundation, and (5) THTH – Theater Honors, College of Arts & Sciences – Humanities.

### Special Notes for 2010-2011:

There were 15 new course prefixes added during the 2010-2011 year: (1) CITS – Computer Information Technology Systema, College of Business - Accounting, Finanace, Information Systems (2) ESLC – English Second Language Communication, College of Professional and Technological Studies – Professional and Technological Studies (3) ESLR – English Second Language Reading, College of Professional and Technological Studies – Professional and Technological Studies Communication, (4) ESLW – English Second Language Writing, College of Professional and Technological Studies – Professional and Technological Studies and Technological Studies (5) GLBL – Global Connections, College of Professional and Technological Studies – Professional and Technological Studies (6) GLEL – Global Experiential Learning, College of Professional and Technological Studies – Professional and Technological Studies (7) IDSL – Information Security and Intel, Business – Accountancy, Finance, Info Systems (8) KGAH – Kendall Graduate Art History, Kendall College of Art & Design – Liberal Arts & Sciences/Arts History (9) KGDR – Kendall Graduate Drawing, Kendall College of Art & Design – Fine Arts/Foundation (10) KGED – Kendall Graduate Art Education, Kendall College of Art & Design – Fine Arts/Foundation (11) KGFA – Kendall Graduate Fine Arts, Kendall College of Art & Design – Fine Arts/Foundation (12) KGPA – Kendall Graduate Painting, Kendall College of Art & Design – Fine Arts/Foundation (13) KGPH – Kendall Graduate Photography, Kendall College of Art & Design – Fine Arts/Foundation (14) KGPR – Kendall Graduate Printmaking, Kendall College of Art & Design – Fine Arts/Foundation (15)PPET - Plastics/Polymer Engineering Technology, College of Engineering Technology – Plastics and Rubber.

## **PREFACE cont.**

### **Special Notes for 2011-2012:**

There were 9 new course prefixes added during the 2011-2012 year: (1) AESL – Accelerated English Second Language, College of Professional and Technological Studies – Professional and Technological Studies (2) DMOL – Molecular Diagnostics, College of Allied Health Sciences – Clinical Lab, Resp Care & Hlth Admin (3) ENGY – Energy, College of Engineering Technology – Energy Systems (4) ESLG – English Second Language Grammer, College of Professional and Technological Studies – Professional and Technological Studies (5) ESLP – English Second Language Prog, College of Professional and Technological Studies – Professional and Technological Studies and Technological Studies (6) ESLS – English Second Language Speaking, College of Professional and Technological Studies – Professional and Technological Studies and Technological (7) KCDC – Kendall-Design Collaboration, Kendall College of Art & Design – Design Studies (8) KCFS – Kendall Fashion Studies, Kendall College of Art & Design – Design Studies (9) PROJ – Project Management, College of Business – Accounting, Finance, Inforamtion Systems.

Effective Summer 2011 a new department was added to the College of Engineering Technology – Energy Systems.

## COURSE PREFIX CODING SCHEME

| PREFIX | COURSE DESCRIPTION                        | PREFIX | COURSE DESCRIPTION                        | PREFIX | COURSE DESCRIPTION                               |
|--------|---|--------|---|--------|--|
| ABOD   | Automotive Body                           | DAGD   | Digital Animation and Game Design         | GEOL   | Geology  |
| ACCT   | Accountancy                               | DHYG   | Dental Hygiene                            | GERM   | German   |
| ADVG   | Advertising                               | DIST   | Directed Studies                          | GISC   | Geographic Information Science                   |
| AESL   | Accelerated English Second Language       | DMOL   | Molecular Diagnostics                     | GLBL   | Global Connections                               |
| AFAM   | African American Studies                  | ECNS   | Computer Network and Systems              | GLEL   | Global Experiential Learning                     |
| AHEM   | Automotive/Heavy Equipment Management     | ECOM   | E-Commerce                                | GRDE   | Graphic design                                   |
| AIMC   | Advertising/Integrate Mktg Communications | ECON   | Economics                                 | HCSA   | Health Care Systems Administration               |
| AMGT   | Automotive Management                     | ECTE   | Educational Career Technical Education    | HEQT   | Heavy Equipment Technology                       |
| AMST   | American Studies                          | EDCD   | Child Development                         | HISH   | History Honors                                   |
| ANHH   | Anthropology Honors                       | EDGP   | Education Get Promoted                    | HIST   | History  |
| ANTH   | Anthropology                              | ENGY   | Energy                                    | HNRS   | Honors   |
| APPS   | Applied Science                           | EDLA   | Education Language Arts                   | HOMT   | Hospitality Management                           |
| ARCH   | Architectural Technology                  | EDLE   | Educational Leadership                    | HORT   | Horticulture                                     |
| ARTH   | Art History                               | EDPE   | Education Physical Education              | HSCJ   | Homeland Security - Digital Security & Forensics |
| ARTS   | Art                                       | EDPH   | Philanthropy Education                    | HSET   | Heavy Equipment Serv Engineering Tech            |
| ASTR   | Astronomy                                 | EDUC   | Education                                 | HUMH   | Humanities Honors                                |
| AUTO   | Automotive Service Technology             | EEET   | Electrical & Electronics Engineering Tech | HUMN   | Humanities                                       |
| BCTM   | Building Construction                     | EHSM   | Environmental Health & Safety Management  | HVAC   | Heating, Ventilation, Air Cond & Refrig Tech     |
| BIOL   | Biology                                   | ENGL   | English                                   | IDSL   | Interdisciplinary Studies in Leadership          |
| BLAW   | Business Law                              | ENGP   | English Professional                      | INBI   | Integrated Biology                               |
| BUSN   | Business                                  | ERLA   | Education Reading Language Arts           | INPS   | Integrated Physical Sciences                     |
| CAHS   | Allied Health Science                     | ESLC   | English Second Language Communication     | INTB   | International Business                           |
| CARE   | Career Exploration                        | ESLG   | English Second Language Grammer           | ISIN   | Information Security and Intel                   |
| CCHS   | Core Curriculum Health Sciences           | ESLP   | English Second Language Prog              | ISYS   | Computer Information Systems                     |
| CDTD   | CAD Drafting & Tool Design                | ESLR   | English Second Language Reading           | JRNL   | Journalism                                       |
| CENG   | Civil Engineering                         | ESLS   | English Second Language Speaking          | KCAH   | Kendall College Art History                      |
| CETM   | Civil Engineering Technology              | ESLW   | English Second Language Writing           | KCDM   | Kendall College Digital Media                    |
| CHEM   | Chemistry                                 | ESPN   | Education Special Needs                   | KCDC   | Kendall-Design Collaboration                     |
| CITS   | Computer Information Technology Systems   | ETEC   | Engineering Graphics                      | KCDR   | Kendall Drawing                                  |
| CLLS   | Clinical Laboratory Science               | FILM   | Film                                      | KCDS   | Kendall College Design Studies                   |
| COAS   | College of Arts & Sciences                | FINC   | Finance                                   | KCED   | Kendall Education                                |
| COMH   | Communication Honors                      | FMAN   | Facilities Management                     | KCFA   | Kendall College Fine Arts                        |
| COMM   | Communication                             | FREN   | French                                    | KCFD   | Kendall College Furniture Design                 |
| CONM   | Construction Management                   | FRNH   | Lit of the French World-Honors            | KCFN   | Kendall College Foundation                       |
| CPSC   | Computer Science                          | FSUS   | Ferris State University Seminar           | KCFS   | Kendall-Fashion Studies                          |
| CRIM   | Criminal Justice                          | GEOG   | Geography                                 |        |  |



## COURSE PREFIX CODING SCHEME cont.

| PREFIX | COURSE DESCRIPTION                         | PREFIX | COURSE DESCRIPTION                      | PREFIX | COURSE DESCRIPTION                      |
|--------|--|--------|---|--------|---|
| KCGD   | Kendall-Graphic Design                     | MMBA   | Master of Business Administration       | REAL   | Real Estate                             |
| KCHP   | Kendall College Historic Preservation      | MRIS   | Medical Record Information Systems      | RELG   | Religions                               |
| KCHU   | Kendall College Humanities                 | MSCI   | Military Science                        | RELH   | Religions Honors                        |
| KCID   | Kendall College Interior Design            | MUSI   | Music                                   | RESP   | Respiratory Care                        |
| KCIL   | Kendall College Illustration               | NASE   | National Student Exchange               | RETG   | Retailing                               |
| KCIN   | Kendall College Industrial Design          | NMPP   | New Media Printing & Publishing         | RFIM   | Restaurant & Food Industry Management   |
| KCMJ   | Kendall Metals/Jewelry Design              | NUCM   | Nuclear Medicine                        | RMLS   | Recreation Management & Leisure Studies |
| KCPA   | Kendall Painting                           | NURS   | Nursing                                 | RUBR   | Rubber Technology                       |
| KCPH   | Kendall Photography                        | OPTM   | Optometry                               | SCWK   | Social Work                             |
| KCPR   | Kendal Printmaking                         | ORSA   | Study Abroad                            | SENG   | Software Engineering                    |
| KCSC   | Kendall College Science                    | PDET   | Product Design Engineering Technology   | SOCH   | Sociology Honors                        |
| KCSF   | Kendall Sculpture/Functional Art           | PGMG   | Professional Golf Management            | SOCY   | Sociology                               |
| KCSS   | Kendall College Social Science             | PHAD   | Pharmacy Administration                 | SONO   | Diagnostic Medical Sonography           |
| KCVC   | Kendall College Visual Communication       | PHAR   | Pharmaceutics                           | SPAN   | Spanish                                 |
| KDES   | Kendall Design                             | PHCG   | Pharmacognosy                           | SSCI   | Social Sciences                         |
| KGAH   | Kendall Graduate Art History               | PHCH   | Pharmaceutical Chemistry                | STQM   | Statistics and Quantitative Methods     |
| KGDR   | Kendall Graduate Drawing                   | PHCL   | Pharmacology                            | SURE   | Surveying Engineering                   |
| KGED   | Kendall Graduate Art Education             | PHIH   | Philosophy Honors                       | THTH   | Theater Honors                          |
| KGFA   | Kendall Graduate Fine Arts                 | PHIL   | Philosophy                              | THTR   | Theater                                 |
| KGPA   | Kendall Graduate Painting                  | PHOT   | Photography                             | TVPR   | Television Production                   |
| KGPH   | Kendall Graduate Photography               | PHPR   | Pharmacy Practice                       | UNCP   | University College Program              |
| KGPR   | Kendall Graduate Printmaking               | PHSC   | Physical Science                        | UNIV   | University                              |
| LANG   | Language                                   | PHYS   | Physics                                 | VISD   | Visual Design and WEB Media             |
| LITH   | Literature Honors                          | PLSC   | Political Science                       | WELD   | Welding Engineering Technology          |
| LITR   | Literature                                 | PLTS   | Plastics Engineering Technology         | WGST   | Women & Gender Studies                  |
| LLAW   | Law  | PMGT   | Printing Management                     |        |   |
| MATH   | Mathematics                                | PPET   | Plastics/Polymer Engineering Technology |        |   |
| MATL   | Metallurgy                                 | PREL   | Public Relations                        |        |   |
| MECH   | Mechanical Engineering Technology          | PROJ   | Project Management                      |        |   |
| MFGE   | Manufacturing Engineering Technology       | PSYC   | Psychology                              |        |   |
| MFGT   | Manufacturing Tooling Technology           | PSYH   | Psychology Honors                       |        |   |
| MGMT   | Management                                 | PTEC   | Printing Technology                     |        |   |
| MIMG   | Music Industry Management                  | PTMG   | Professional Tennis Management          |        |   |
| MISM   | Master of Science Information Systems Mgmt | RADI   | Radiography                             |        |   |
| MKTG   | Marketing                                  | READ   | Reading                                 |        |   |

# FERRIS STATE UNIVERSITY

## Student Credit Hours (SCH), Full Time Equated Faculty (FTEF) and SCH/FTEF Aggregated by University

| University              | Year    | <u>Student Credit Hours</u> |            |            |               | <u>Full Time Equated Faculty</u> |        |        |                   | <u>SCH/FTEF</u> |        |        |                   |
|-------------------------|---------|-----------------------------|------------|------------|---------------|----------------------------------|--------|--------|-------------------|-----------------|--------|--------|-------------------|
|                         |         | Summer                      | Fall       | Spring     | F + SP<br>(a) | Summer                           | Fall   | Spring | Avg F + SP<br>(b) | Summer          | Fall   | Spring | F + SP<br>(a / b) |
| Ferris State University | 2007-08 | 33,017.00                   | 158,792.50 | 147,687.50 | 306,480.00    | 221.08                           | 695.97 | 663.51 | 679.74            | 149.34          | 228.16 | 222.59 | 450.88            |
| Ferris State University | 2008-09 | 35,119.50                   | 162,185.50 | 150,384.00 | 312,569.50    | 236.34                           | 706.06 | 687.42 | 696.74            | 148.59          | 229.71 | 218.76 | 448.62            |
| Ferris State University | 2009-10 | 34,604.50                   | 163,525.50 | 152,559.50 | 316,085.00    | 238.89                           | 704.14 | 689.24 | 696.69            | 144.85          | 232.23 | 221.35 | 453.69            |
| Ferris State University | 2010-11 | 37,457.00                   | 166,682.50 | 154,206.00 | 320,888.50    | 263.13                           | 699.93 | 676.44 | 688.18            | 142.35          | 238.14 | 227.97 | 466.28            |
| Ferris State University | 2011-12 | 38,713.00                   | 167,064.50 | 155,866.00 | 322,930.50    | 257.57                           | 717.28 | 703.72 | 710.50            | 150.30          | 232.91 | 221.49 | 454.51            |

# FERRIS STATE UNIVERSITY

## Student Credit Hours (SCH), Full Time Equated Faculty (FTEF) and SCH/FTEF Aggregated by College

| College                        | Year    | <u>Student Credit Hours</u> |           |           |               | <u>Full Time Equated Faculty</u> |        |        |                   | <u>SCH/FTEF</u> |        |        |                   |
|--------------------------------|---------|-----------------------------|-----------|-----------|---------------|----------------------------------|--------|--------|-------------------|-----------------|--------|--------|-------------------|
|                                |         | Summer                      | Fall      | Spring    | F + SP<br>(a) | Summer                           | Fall   | Spring | Avg F + SP<br>(b) | Summer          | Fall   | Spring | F + SP<br>(a / b) |
| Coll of Engineering Technology | 2008-09 | 0.00                        | 0.00      | 17,040.00 | 17,040.00     | 0.00                             | 0.00   | 101.31 | 50.65             |                 |        | 168.20 | 336.40            |
| Coll of Engineering Technology | 2009-10 | 1,801.00                    | 17,293.00 | 15,887.00 | 33,180.00     | 16.72                            | 94.71  | 94.27  | 94.49             | 107.71          | 182.59 | 168.53 | 351.15            |
| Coll of Engineering Technology | 2010-11 | 2,187.00                    | 16,778.00 | 16,116.00 | 32,894.00     | 19.07                            | 84.10  | 88.58  | 86.34             | 114.65          | 199.51 | 181.94 | 380.99            |
| Coll of Engineering Technology | 2011-12 | 2,184.00                    | 16,764.00 | 14,922.00 | 31,686.00     | 17.73                            | 82.71  | 85.53  | 84.12             | 123.17          | 202.70 | 174.46 | 376.69            |
| College of Allied Health       | 2007-08 | 5,139.00                    | 12,535.00 | 12,741.00 | 25,276.00     | 24.56                            | 48.95  | 49.65  | 49.30             | 209.23          | 256.08 | 256.60 | 512.68            |
| College of Allied Health       | 2008-09 | 5,938.00                    | 14,617.00 | 14,002.00 | 28,619.00     | 27.87                            | 56.75  | 56.37  | 56.56             | 213.06          | 257.57 | 248.39 | 505.99            |
| College of Allied Health       | 2009-10 | 6,617.00                    | 15,986.00 | 16,428.00 | 32,414.00     | 37.38                            | 60.07  | 68.02  | 64.05             | 177.00          | 266.11 | 241.51 | 506.09            |
| College of Allied Health       | 2010-11 | 8,596.00                    | 16,812.00 | 15,833.00 | 32,645.00     | 50.80                            | 71.89  | 64.83  | 68.36             | 169.22          | 233.86 | 244.21 | 477.54            |
| College of Allied Health       | 2011-12 | 8,554.00                    | 16,346.00 | 16,203.00 | 32,549.00     | 41.06                            | 64.42  | 68.05  | 66.23             | 208.33          | 253.74 | 238.12 | 491.43            |
| College of Arts and Sciences   | 2007-08 | 10,495.00                   | 62,124.00 | 56,538.00 | 118,662.00    | 54.81                            | 207.97 | 196.11 | 202.04            | 191.47          | 298.71 | 288.30 | 587.32            |
| College of Arts and Sciences   | 2008-09 | 10,725.00                   | 61,554.00 | 57,318.00 | 118,872.00    | 52.94                            | 208.35 | 197.82 | 203.09            | 202.58          | 295.43 | 289.75 | 585.33            |
| College of Arts and Sciences   | 2009-10 | 10,193.00                   | 60,797.00 | 55,524.00 | 116,321.00    | 49.79                            | 208.02 | 192.09 | 200.05            | 204.71          | 292.27 | 289.05 | 581.45            |
| College of Arts and Sciences   | 2010-11 | 10,026.00                   | 61,801.00 | 57,110.00 | 118,911.00    | 51.59                            | 198.39 | 188.17 | 193.28            | 194.34          | 311.51 | 303.50 | 615.22            |
| College of Arts and Sciences   | 2011-12 | 11,376.00                   | 63,213.00 | 58,513.00 | 121,726.00    | 58.99                            | 209.87 | 200.48 | 205.18            | 192.84          | 301.20 | 291.86 | 593.28            |
| College of Business            | 2007-08 | 6,093.00                    | 23,872.00 | 24,084.00 | 47,956.00     | 27.18                            | 81.13  | 81.14  | 81.13             | 224.17          | 294.24 | 296.82 | 591.07            |
| College of Business            | 2008-09 | 6,048.00                    | 24,555.00 | 24,448.00 | 49,003.00     | 33.62                            | 84.10  | 84.65  | 84.37             | 179.89          | 291.96 | 288.83 | 580.78            |
| College of Business            | 2009-10 | 6,195.00                    | 25,144.00 | 24,709.00 | 49,853.00     | 34.95                            | 85.23  | 86.12  | 85.68             | 177.25          | 295.00 | 286.91 | 581.87            |
| College of Business            | 2010-11 | 6,588.00                    | 25,140.00 | 25,043.00 | 50,183.00     | 36.87                            | 87.18  | 89.00  | 88.09             | 178.68          | 288.36 | 281.40 | 569.69            |
| College of Business            | 2011-12 | 6,269.00                    | 24,551.00 | 24,862.00 | 49,413.00     | 30.07                            | 86.75  | 88.28  | 87.52             | 208.48          | 283.00 | 281.62 | 564.60            |
| College of Education-Human Ser | 2007-08 | 4,246.00                    | 12,517.00 | 11,807.00 | 24,324.00     | 28.81                            | 67.35  | 67.98  | 67.67             | 147.39          | 185.84 | 173.68 | 359.47            |

# FERRIS STATE UNIVERSITY

## Student Credit Hours (SCH), Full Time Equated Faculty (FTEF) and SCH/FTEF Aggregated by College

| College                        | Year    | <u>Student Credit Hours</u> |           |           |               | <u>Full Time Equated Faculty</u> |        |        |                   | <u>SCH/FTEF</u> |        |        |                   |
|--------------------------------|---------|-----------------------------|-----------|-----------|---------------|----------------------------------|--------|--------|-------------------|-----------------|--------|--------|-------------------|
|                                |         | Summer                      | Fall      | Spring    | F + SP<br>(a) | Summer                           | Fall   | Spring | Avg F + SP<br>(b) | Summer          | Fall   | Spring | F + SP<br>(a / b) |
| College of Education-Human Ser | 2008-09 | 4,073.00                    | 12,669.00 | 11,957.00 | 24,626.00     | 23.54                            | 67.60  | 69.63  | 68.61             | 173.02          | 187.42 | 171.71 | 358.90            |
| College of Education-Human Ser | 2009-10 | 4,089.00                    | 13,033.00 | 12,773.00 | 25,806.00     | 30.44                            | 62.80  | 64.91  | 63.86             | 134.33          | 207.53 | 196.78 | 404.13            |
| College of Education-Human Ser | 2010-11 | 4,457.00                    | 14,006.00 | 13,431.00 | 27,437.00     | 32.52                            | 64.29  | 68.27  | 66.28             | 137.07          | 217.85 | 196.73 | 413.95            |
| College of Education-Human Ser | 2011-12 | 4,780.00                    | 14,328.00 | 14,059.00 | 28,387.00     | 35.77                            | 72.21  | 68.93  | 70.57             | 133.63          | 198.41 | 203.96 | 402.24            |
| College of Pharmacy            | 2007-08 | 1,927.00                    | 7,814.50  | 7,841.50  | 15,656.00     | 33.10                            | 40.50  | 40.07  | 40.29             | 58.22           | 192.95 | 195.69 | 388.63            |
| College of Pharmacy            | 2008-09 | 2,599.50                    | 7,993.50  | 7,618.00  | 15,611.50     | 32.60                            | 33.60  | 36.75  | 35.17             | 79.74           | 237.90 | 207.29 | 443.83            |
| College of Pharmacy            | 2009-10 | 2,332.50                    | 8,499.50  | 8,274.50  | 16,774.00     | 30.00                            | 36.88  | 38.54  | 37.71             | 77.75           | 230.46 | 214.71 | 444.82            |
| College of Pharmacy            | 2010-11 | 2,228.00                    | 8,675.50  | 7,870.00  | 16,545.50     | 30.13                            | 36.15  | 35.64  | 35.89             | 73.94           | 240.02 | 220.83 | 460.98            |
| College of Pharmacy            | 2011-12 | 1,826.00                    | 8,392.50  | 7,692.00  | 16,084.50     | 25.16                            | 35.71  | 34.81  | 35.26             | 72.58           | 235.05 | 220.97 | 456.20            |
| College of Prof-Tech Studies   | 2007-08 | 182.00                      | 1,468.00  | 1,309.00  | 2,777.00      | 4.50                             | 8.40   | 8.65   | 8.53              | 40.40           | 174.74 | 151.26 | 325.66            |
| College of Prof-Tech Studies   | 2008-09 | 99.00                       | 1,536.00  | 1,201.00  | 2,737.00      | 4.63                             | 9.17   | 7.90   | 8.53              | 21.38           | 167.56 | 152.03 | 320.74            |
| College of Prof-Tech Studies   | 2009-10 | 251.00                      | 1,363.00  | 1,138.00  | 2,501.00      | 5.00                             | 9.55   | 7.68   | 8.61              | 50.20           | 142.72 | 148.27 | 290.39            |
| College of Prof-Tech Studies   | 2010-11 | 239.00                      | 1,971.00  | 1,908.00  | 3,879.00      | 3.44                             | 11.00  | 11.56  | 11.28             | 69.48           | 179.18 | 165.12 | 343.95            |
| College of Prof-Tech Studies   | 2011-12 | 650.00                      | 2,467.00  | 2,662.00  | 5,129.00      | 10.26                            | 14.33  | 15.84  | 15.09             | 63.37           | 172.11 | 168.08 | 339.99            |
| College of Technology          | 2007-08 | 2,263.00                    | 19,307.00 | 17,574.00 | 36,881.00     | 17.59                            | 108.30 | 106.55 | 107.42            | 128.63          | 178.27 | 164.94 | 343.32            |
| College of Technology          | 2008-09 | 2,396.00                    | 18,192.00 | 0.00      | 18,192.00     | 27.10                            | 103.06 | 0.00   | 51.53             | 88.43           | 176.53 |        | 353.05            |
| Kendall College of Art-Design  | 2007-08 | 1,817.00                    | 12,845.00 | 12,421.00 | 25,266.00     | 15.52                            | 98.38  | 88.38  | 93.38             | 117.11          | 130.56 | 140.54 | 270.57            |
| Kendall College of Art-Design  | 2008-09 | 2,144.00                    | 14,619.00 | 13,306.00 | 27,925.00     | 17.54                            | 107.34 | 107.69 | 107.52            | 122.23          | 136.19 | 123.56 | 259.73            |
| Kendall College of Art-Design  | 2009-10 | 2,010.00                    | 14,986.00 | 14,218.00 | 29,204.00     | 17.52                            | 112.14 | 112.64 | 112.39            | 114.72          | 133.64 | 126.22 | 259.84            |
| Kendall College of Art-Design  | 2010-11 | 2,052.00                    | 14,959.00 | 13,420.00 | 28,379.00     | 22.05                            | 114.73 | 105.16 | 109.94            | 93.04           | 130.39 | 127.61 | 258.12            |

# FERRIS STATE UNIVERSITY

## Student Credit Hours (SCH), Full Time Equated Faculty (FTEF) and SCH/FTEF Aggregated by College

| College                       | Year    | <u>Student Credit Hours</u> |           |           |               | <u>Full Time Equated Faculty</u> |        |        |                   | <u>SCH/FTEF</u> |        |        |                   |
|-------------------------------|---------|-----------------------------|-----------|-----------|---------------|----------------------------------|--------|--------|-------------------|-----------------|--------|--------|-------------------|
|                               |         | Summer                      | Fall      | Spring    | F + SP<br>(a) | Summer                           | Fall   | Spring | Avg F + SP<br>(b) | Summer          | Fall   | Spring | F + SP<br>(a / b) |
| Kendall College of Art-Design | 2011-12 | 1,932.00                    | 14,533.00 | 13,480.00 | 28,013.00     | 19.14                            | 118.12 | 117.83 | 117.97            | 100.91          | 123.04 | 114.40 | 237.45            |
| Michigan College of Optometry | 2007-08 | 838.00                      | 2,572.00  | 2,446.00  | 5,018.00      | 15.01                            | 19.36  | 20.20  | 19.78             | 55.84           | 132.87 | 121.09 | 253.71            |
| Michigan College of Optometry | 2008-09 | 1,056.00                    | 2,625.00  | 2,537.00  | 5,162.00      | 16.51                            | 19.55  | 20.41  | 19.98             | 63.97           | 134.24 | 124.30 | 258.33            |
| Michigan College of Optometry | 2009-10 | 1,042.00                    | 2,605.00  | 2,517.00  | 5,122.00      | 17.01                            | 19.56  | 19.74  | 19.65             | 61.27           | 133.20 | 127.53 | 260.71            |
| Michigan College of Optometry | 2010-11 | 1,017.00                    | 2,588.00  | 2,435.00  | 5,023.00      | 16.50                            | 19.89  | 18.82  | 19.35             | 61.64           | 130.15 | 129.38 | 259.55            |
| Michigan College of Optometry | 2011-12 | 1,105.00                    | 2,612.00  | 2,536.00  | 5,148.00      | 19.30                            | 19.29  | 18.57  | 18.93             | 57.24           | 135.42 | 136.56 | 271.97            |
| University College            | 2007-08 | 17.00                       | 3,738.00  | 926.00    | 4,664.00      | 0.00                             | 15.62  | 4.78   | 10.20             |                 | 239.27 | 193.88 | 457.29            |
| University College            | 2008-09 | 41.00                       | 3,825.00  | 957.00    | 4,782.00      | 0.00                             | 16.53  | 4.90   | 10.72             |                 | 231.34 | 195.39 | 446.24            |
| University College            | 2009-10 | 74.00                       | 3,819.00  | 1,091.00  | 4,910.00      | 0.08                             | 15.18  | 5.23   | 10.21             | 925.00          | 251.53 | 208.60 | 481.06            |
| University College            | 2010-11 | 67.00                       | 3,952.00  | 1,040.00  | 4,992.00      | 0.16                             | 12.33  | 6.41   | 9.37              | 418.75          | 320.57 | 162.25 | 532.82            |
| University College            | 2011-12 | 37.00                       | 3,858.00  | 937.00    | 4,795.00      | 0.08                             | 13.88  | 5.40   | 9.64              | 462.50          | 278.04 | 173.52 | 497.52            |

# FERRIS STATE UNIVERSITY

## Student Credit Hours (SCH), Full Time Equated Faculty (FTEF) and SCH/FTEF Aggregated by University by Department within College

| Department                                   | Year    | <u>Student Credit Hours</u> |          |          |               | <u>Full Time Equated Faculty</u> |       |        |                   | <u>SCH/FTEF</u> |        |        |                   |
|--|---------|-----------------------------|----------|----------|---------------|----------------------------------|-------|--------|-------------------|-----------------|--------|--------|-------------------|
|  |         | Summer                      | Fall     | Spring   | F + SP<br>(a) | Summer                           | Fall  | Spring | Avg F + SP<br>(b) | Summer          | Fall   | Spring | F + SP<br>(a / b) |
| <b><u>Coll of Engineering Technology</u></b> |         |                             |          |          |               |                                  |       |        |                   |                 |        |        |                   |
| Arch Tech-Facilities Mgmt                    | 2008-09 | 0.00                        | 0.00     | 1,166.00 | 1,166.00      | 0.00                             | 0.00  | 4.52   | 2.26              |                 |        | 257.96 | 515.93            |
| Arch Tech-Facilities Mgmt                    | 2009-10 | 107.00                      | 1,366.00 | 983.00   | 2,349.00      | 0.92                             | 6.17  | 5.39   | 5.78              | 116.30          | 221.28 | 182.37 | 406.29            |
| Arch Tech-Facilities Mgmt                    | 2010-11 | 146.00                      | 995.00   | 921.00   | 1,916.00      | 0.92                             | 5.35  | 6.50   | 5.93              | 159.56          | 185.92 | 141.69 | 323.33            |
| Arch Tech-Facilities Mgmt                    | 2011-12 | 112.00                      | 1,199.00 | 1,018.00 | 2,217.00      | 0.92                             | 7.16  | 6.55   | 6.86              | 121.74          | 167.52 | 155.34 | 323.40            |
| Automotive                                   | 2008-09 | 0.00                        | 0.00     | 2,181.00 | 2,181.00      | 0.00                             | 0.00  | 14.73  | 7.37              |                 |        | 148.07 | 296.13            |
| Automotive                                   | 2009-10 | 243.00                      | 1,524.00 | 1,778.00 | 3,302.00      | 2.09                             | 11.78 | 13.00  | 12.39             | 116.10          | 129.40 | 136.77 | 266.53            |
| Automotive                                   | 2010-11 | 300.00                      | 1,874.00 | 2,103.00 | 3,977.00      | 2.40                             | 11.27 | 12.00  | 11.64             | 125.00          | 166.24 | 175.25 | 341.77            |
| Automotive                                   | 2011-12 | 355.00                      | 1,870.00 | 1,813.00 | 3,683.00      | 2.56                             | 9.00  | 9.97   | 9.49              | 138.67          | 207.80 | 181.78 | 388.24            |
| Construction Tech-Mgmt                       | 2008-09 | 0.00                        | 0.00     | 2,899.00 | 2,899.00      | 0.00                             | 0.00  | 13.25  | 6.62              |                 |        | 218.86 | 437.72            |
| Construction Tech-Mgmt                       | 2009-10 | 96.00                       | 2,755.00 | 2,585.00 | 5,340.00      | 0.52                             | 11.42 | 11.50  | 11.46             | 183.65          | 241.31 | 224.81 | 466.06            |
| Construction Tech-Mgmt                       | 2010-11 | 3.00                        | 2,491.00 | 2,227.00 | 4,718.00      | 0.20                             | 10.37 | 10.15  | 10.26             | 15.00           | 240.18 | 219.40 | 459.81            |
| Construction Tech-Mgmt                       | 2011-12 | 3.00                        | 2,107.00 | 1,781.00 | 3,888.00      | 0.00                             | 10.50 | 10.12  | 10.31             |                 | 200.67 | 175.94 | 377.05            |
| EET-CNS                                      | 2008-09 | 0.00                        | 0.00     | 1,334.00 | 1,334.00      | 0.00                             | 0.00  | 7.97   | 3.99              |                 |        | 167.38 | 334.76            |
| EET-CNS                                      | 2009-10 | 88.00                       | 1,275.00 | 1,278.00 | 2,553.00      | 0.67                             | 7.90  | 8.06   | 7.98              | 131.34          | 161.39 | 158.56 | 319.92            |
| EET-CNS                                      | 2010-11 | 85.00                       | 1,230.00 | 1,236.00 | 2,466.00      | 0.67                             | 6.90  | 7.00   | 6.95              | 126.87          | 178.26 | 176.57 | 354.82            |
| EET-CNS                                      | 2011-12 | 112.00                      | 1,195.00 | 1,165.00 | 2,360.00      | 0.07                             | 6.93  | 7.43   | 7.18              | 1,600.00        | 172.47 | 156.80 | 328.72            |
| Energy Systems                               | 2011-12 | 0.00                        | 0.00     | 51.00    | 51.00         | 0.00                             | 0.00  | 0.21   | 0.11              |                 |        | 238.00 | 476.00            |
| HVACR  | 2008-09 | 0.00                        | 0.00     | 1,481.00 | 1,481.00      | 0.00                             | 0.00  | 9.11   | 4.55              |                 |        | 162.57 | 325.14            |

# FERRIS STATE UNIVERSITY

## Student Credit Hours (SCH), Full Time Equated Faculty (FTEF) and SCH/FTEF Aggregated by University by Department within College

| Department                                   | Year    | <u>Student Credit Hours</u> |          |          |               | <u>Full Time Equated Faculty</u> |       |        |                   | <u>SCH/FTEF</u> |        |        |                   |
|--|---------|-----------------------------|----------|----------|---------------|----------------------------------|-------|--------|-------------------|-----------------|--------|--------|-------------------|
|  |         | Summer                      | Fall     | Spring   | F + SP<br>(a) | Summer                           | Fall  | Spring | Avg F + SP<br>(b) | Summer          | Fall   | Spring | F + SP<br>(a / b) |
| <b><u>Coll of Engineering Technology</u></b> |         |                             |          |          |               |                                  |       |        |                   |                 |        |        |                   |
| HVACR  | 2009-10 | 294.00                      | 1,962.00 | 1,690.00 | 3,652.00      | 2.87                             | 10.20 | 9.94   | 10.07             | 102.55          | 192.37 | 170.02 | 362.68            |
| HVACR  | 2010-11 | 365.00                      | 1,618.00 | 1,580.00 | 3,198.00      | 3.01                             | 8.31  | 9.23   | 8.77              | 121.26          | 194.78 | 171.17 | 364.71            |
| HVACR  | 2011-12 | 382.00                      | 1,631.00 | 1,608.00 | 3,239.00      | 2.17                             | 9.51  | 10.50  | 10.01             | 176.04          | 171.50 | 153.14 | 323.74            |
| Heavy Equipment                              | 2008-09 | 0.00                        | 0.00     | 886.00   | 886.00        | 0.00                             | 0.00  | 5.27   | 2.63              |                 |        | 168.12 | 336.24            |
| Heavy Equipment                              | 2009-10 | 176.00                      | 818.00   | 738.00   | 1,556.00      | 2.01                             | 4.87  | 3.91   | 4.39              | 87.56           | 167.79 | 188.96 | 354.42            |
| Heavy Equipment                              | 2010-11 | 172.00                      | 773.00   | 777.00   | 1,550.00      | 1.34                             | 3.45  | 3.00   | 3.23              | 128.36          | 223.76 | 259.00 | 480.28            |
| Heavy Equipment                              | 2011-12 | 172.00                      | 966.00   | 860.00   | 1,826.00      | 1.94                             | 4.15  | 3.46   | 3.80              | 88.66           | 232.91 | 248.60 | 480.09            |
| Manufacturing Eng Tech                       | 2008-09 | 0.00                        | 0.00     | 1,791.00 | 1,791.00      | 0.00                             | 0.00  | 11.79  | 5.90              |                 |        | 151.91 | 303.82            |
| Manufacturing Eng Tech                       | 2009-10 | 106.00                      | 2,214.00 | 1,914.00 | 4,128.00      | 1.01                             | 10.92 | 12.06  | 11.49             | 104.95          | 202.75 | 158.66 | 359.22            |
| Manufacturing Eng Tech                       | 2010-11 | 294.00                      | 2,283.00 | 1,960.00 | 4,243.00      | 3.65                             | 9.83  | 10.66  | 10.25             | 80.55           | 232.14 | 183.81 | 413.99            |
| Manufacturing Eng Tech                       | 2011-12 | 200.00                      | 2,173.00 | 1,621.00 | 3,794.00      | 2.58                             | 8.78  | 9.40   | 9.09              | 77.61           | 247.63 | 172.45 | 417.49            |
| Mechanical Design                            | 2008-09 | 0.00                        | 0.00     | 1,762.00 | 1,762.00      | 0.00                             | 0.00  | 10.00  | 5.00              |                 |        | 176.20 | 352.40            |
| Mechanical Design                            | 2009-10 | 56.00                       | 1,895.00 | 1,528.00 | 3,423.00      | 0.67                             | 9.07  | 8.69   | 8.88              | 83.58           | 208.83 | 175.77 | 385.30            |
| Mechanical Design                            | 2010-11 | 36.00                       | 1,874.00 | 1,577.00 | 3,451.00      | 0.67                             | 8.58  | 9.00   | 8.79              | 53.73           | 218.52 | 175.22 | 392.70            |
| Mechanical Design                            | 2011-12 | 124.00                      | 2,003.00 | 1,732.00 | 3,735.00      | 1.05                             | 7.11  | 9.21   | 8.16              | 118.43          | 281.62 | 188.14 | 457.78            |
| Plastics-Rubber                              | 2008-09 | 0.00                        | 0.00     | 817.00   | 817.00        | 0.00                             | 0.00  | 7.11   | 3.56              |                 |        | 114.91 | 229.82            |
| Plastics-Rubber                              | 2009-10 | 177.00                      | 725.00   | 850.00   | 1,575.00      | 2.01                             | 6.33  | 5.67   | 6.00              | 88.15           | 114.54 | 150.00 | 262.58            |
| Plastics-Rubber                              | 2010-11 | 244.00                      | 669.00   | 819.00   | 1,488.00      | 2.34                             | 5.71  | 6.00   | 5.85              | 104.27          | 117.22 | 136.50 | 254.21            |
| Plastics-Rubber                              | 2011-12 | 260.00                      | 847.00   | 849.00   | 1,696.00      | 2.43                             | 6.13  | 5.00   | 5.57              | 107.00          | 138.07 | 169.80 | 304.64            |

# FERRIS STATE UNIVERSITY

## Student Credit Hours (SCH), Full Time Equated Faculty (FTEF) and SCH/FTEF Aggregated by University by Department within College

| Department                                   | Year    | <u>Student Credit Hours</u> |          |          |               | <u>Full Time Equated Faculty</u> |       |        |                   | <u>SCH/FTEF</u> |        |        |                   |
|--|---------|-----------------------------|----------|----------|---------------|----------------------------------|-------|--------|-------------------|-----------------|--------|--------|-------------------|
|  |         | Summer                      | Fall     | Spring   | F + SP<br>(a) | Summer                           | Fall  | Spring | Avg F + SP<br>(b) | Summer          | Fall   | Spring | F + SP<br>(a / b) |
| <b><u>Coll of Engineering Technology</u></b> |         |                             |          |          |               |                                  |       |        |                   |                 |        |        |                   |
| Printing-Imaging Tech Mgmt                   | 2008-09 | 0.00                        | 0.00     | 602.00   | 602.00        | 0.00                             | 0.00  | 4.67   | 2.33              |                 |        | 129.00 | 258.00            |
| Printing-Imaging Tech Mgmt                   | 2009-10 | 99.00                       | 523.00   | 536.00   | 1,059.00      | 0.92                             | 4.52  | 4.00   | 4.26              | 107.61          | 115.61 | 134.00 | 248.48            |
| Printing-Imaging Tech Mgmt                   | 2010-11 | 135.00                      | 506.00   | 737.00   | 1,243.00      | 1.33                             | 4.64  | 5.00   | 4.82              | 101.50          | 109.08 | 147.40 | 257.91            |
| Printing-Imaging Tech Mgmt                   | 2011-12 | 143.00                      | 599.00   | 502.00   | 1,101.00      | 1.09                             | 3.15  | 3.44   | 3.29              | 131.19          | 190.16 | 145.93 | 334.14            |
| Surveying                                    | 2008-09 | 0.00                        | 0.00     | 1,088.00 | 1,088.00      | 0.00                             | 0.00  | 6.92   | 3.46              |                 |        | 157.14 | 314.27            |
| Surveying                                    | 2009-10 | 75.00                       | 911.00   | 1,041.00 | 1,952.00      | 1.25                             | 6.18  | 6.26   | 6.22              | 60.00           | 147.40 | 166.28 | 313.80            |
| Surveying                                    | 2010-11 | 75.00                       | 806.00   | 1,010.00 | 1,816.00      | 0.50                             | 4.32  | 4.87   | 4.60              | 150.00          | 186.36 | 207.43 | 395.04            |
| Surveying                                    | 2011-12 | 48.00                       | 705.00   | 815.00   | 1,520.00      | 0.53                             | 4.48  | 4.72   | 4.60              | 90.57           | 157.37 | 172.63 | 330.39            |
| Welding Eng Tech                             | 2008-09 | 0.00                        | 0.00     | 1,033.00 | 1,033.00      | 0.00                             | 0.00  | 5.97   | 2.98              |                 |        | 173.03 | 346.06            |
| Welding Eng Tech                             | 2009-10 | 284.00                      | 1,325.00 | 966.00   | 2,291.00      | 1.78                             | 5.34  | 5.79   | 5.56              | 159.55          | 248.21 | 166.79 | 411.68            |
| Welding Eng Tech                             | 2010-11 | 332.00                      | 1,659.00 | 1,169.00 | 2,828.00      | 2.05                             | 5.36  | 5.17   | 5.26              | 161.95          | 309.68 | 226.26 | 537.45            |
| Welding Eng Tech                             | 2011-12 | 273.00                      | 1,469.00 | 1,107.00 | 2,576.00      | 2.40                             | 5.81  | 5.51   | 5.66              | 113.84          | 252.81 | 200.91 | 455.10            |
| <b><u>College of Allied Health</u></b>       |         |                             |          |          |               |                                  |       |        |                   |                 |        |        |                   |
| Clinical Lab-Resp Care-Hlth Ad               | 2007-08 | 3,647.00                    | 6,731.00 | 6,783.00 | 13,514.00     | 17.20                            | 28.69 | 26.02  | 27.36             | 212.08          | 234.58 | 260.68 | 493.98            |
| Clinical Lab-Resp Care-Hlth Ad               | 2008-09 | 3,798.00                    | 7,567.00 | 7,650.00 | 15,217.00     | 17.76                            | 29.35 | 27.73  | 28.54             | 213.84          | 257.86 | 275.85 | 533.20            |
| Clinical Lab-Resp Care-Hlth Ad               | 2009-10 | 4,322.00                    | 8,572.00 | 9,159.00 | 17,731.00     | 24.38                            | 29.89 | 34.68  | 32.28             | 177.26          | 286.74 | 264.14 | 549.20            |
| Clinical Lab-Resp Care-Hlth Ad               | 2010-11 | 4,763.00                    | 9,037.00 | 9,130.00 | 18,167.00     | 30.04                            | 37.02 | 33.14  | 35.08             | 158.56          | 244.12 | 275.46 | 517.85            |
| Clinical Lab-Resp Care-Hlth Ad               | 2011-12 | 4,262.00                    | 8,900.00 | 8,505.00 | 17,405.00     | 19.45                            | 32.46 | 32.87  | 32.66             | 219.10          | 274.21 | 258.75 | 532.87            |
| Dental Hygiene-Medical Imaging               | 2007-08 | 1,114.00                    | 3,567.00 | 3,300.00 | 6,867.00      | 4.00                             | 11.07 | 12.51  | 11.79             | 278.27          | 322.09 | 263.74 | 582.27            |



# FERRIS STATE UNIVERSITY

## Student Credit Hours (SCH), Full Time Equated Faculty (FTEF) and SCH/FTEF Aggregated by University by Department within College

| Department                                 | Year    | <u>Student Credit Hours</u> |           |           |               | <u>Full Time Equated Faculty</u> |       |        |                   | <u>SCH/FTEF</u> |        |        |                   |
|--|---------|-----------------------------|-----------|-----------|---------------|----------------------------------|-------|--------|-------------------|-----------------|--------|--------|-------------------|
|  |         | Summer                      | Fall      | Spring    | F + SP<br>(a) | Summer                           | Fall  | Spring | Avg F + SP<br>(b) | Summer          | Fall   | Spring | F + SP<br>(a / b) |
| <b><u>College of Allied Health</u></b>     |         |                             |           |           |               |                                  |       |        |                   |                 |        |        |                   |
| Dental Hygiene-Medical Imaging             | 2008-09 | 1,154.00                    | 3,743.00  | 3,501.00  | 7,244.00      | 5.29                             | 12.22 | 15.03  | 13.63             | 218.32          | 306.25 | 232.90 | 531.59            |
| Dental Hygiene-Medical Imaging             | 2009-10 | 1,357.00                    | 3,703.00  | 3,532.00  | 7,235.00      | 7.22                             | 13.78 | 16.10  | 14.94             | 188.01          | 268.63 | 219.38 | 484.19            |
| Dental Hygiene-Medical Imaging             | 2010-11 | 1,815.00                    | 3,621.00  | 3,448.00  | 7,069.00      | 8.06                             | 14.84 | 15.31  | 15.07             | 225.19          | 244.04 | 225.21 | 468.96            |
| Dental Hygiene-Medical Imaging             | 2011-12 | 1,895.00                    | 3,515.00  | 3,370.00  | 6,885.00      | 7.55                             | 14.86 | 14.77  | 14.81             | 250.99          | 236.54 | 228.22 | 464.79            |
| School of Nursing                          | 2007-08 | 378.00                      | 2,237.00  | 2,658.00  | 4,895.00      | 3.36                             | 9.18  | 11.12  | 10.15             | 112.44          | 243.65 | 239.03 | 482.24            |
| School of Nursing                          | 2008-09 | 986.00                      | 3,307.00  | 2,851.00  | 6,158.00      | 4.82                             | 15.18 | 13.61  | 14.39             | 204.42          | 217.81 | 209.54 | 427.81            |
| School of Nursing                          | 2009-10 | 938.00                      | 3,711.00  | 3,737.00  | 7,448.00      | 5.78                             | 16.39 | 17.25  | 16.82             | 162.19          | 226.36 | 216.67 | 442.79            |
| School of Nursing                          | 2010-11 | 2,018.00                    | 4,154.00  | 3,255.00  | 7,409.00      | 12.70                            | 20.03 | 16.38  | 18.21             | 158.93          | 207.37 | 198.72 | 406.96            |
| School of Nursing                          | 2011-12 | 2,397.00                    | 3,931.00  | 4,328.00  | 8,259.00      | 14.06                            | 17.10 | 20.41  | 18.76             | 170.51          | 229.82 | 212.05 | 440.31            |
| <b><u>College of Arts and Sciences</u></b> |         |                             |           |           |               |                                  |       |        |                   |                 |        |        |                   |
| Biology                                    | 2007-08 | 1,879.00                    | 9,506.00  | 8,209.00  | 17,715.00     | 10.28                            | 30.70 | 28.22  | 29.46             | 182.80          | 309.62 | 290.91 | 601.31            |
| Biology                                    | 2008-09 | 2,193.00                    | 9,434.00  | 8,350.00  | 17,784.00     | 11.82                            | 27.47 | 25.77  | 26.62             | 185.53          | 343.43 | 324.07 | 668.12            |
| Biology                                    | 2009-10 | 2,213.00                    | 8,763.00  | 7,462.00  | 16,225.00     | 10.17                            | 31.54 | 28.62  | 30.08             | 217.64          | 277.88 | 260.69 | 539.40            |
| Biology                                    | 2010-11 | 1,278.00                    | 8,170.00  | 7,990.00  | 16,160.00     | 8.53                             | 25.81 | 25.13  | 25.47             | 149.84          | 316.53 | 318.00 | 634.52            |
| Biology                                    | 2011-12 | 1,532.00                    | 8,334.00  | 7,869.00  | 16,203.00     | 9.91                             | 27.75 | 29.70  | 28.73             | 154.64          | 300.31 | 264.95 | 564.06            |
| College of Arts and Sciences               | 2009-10 | 0.00                        | 48.00     | 0.00      | 48.00         | 0.00                             | 0.25  | 0.00   | 0.13              |                 | 192.00 |        | 384.00            |
| College of Arts and Sciences               | 2010-11 | 0.00                        | 167.00    | 84.00     | 251.00        | 0.00                             | 0.88  | 0.43   | 0.66              |                 | 189.82 | 193.57 | 382.11            |
| College of Arts and Sciences               | 2011-12 | 78.00                       | 117.00    | 116.00    | 233.00        | 0.19                             | 0.17  | 0.34   | 0.26              | 415.67          | 688.24 | 341.18 | 913.73            |
| Humanities                                 | 2007-08 | 1,755.00                    | 12,435.00 | 11,944.00 | 24,379.00     | 8.17                             | 40.86 | 39.55  | 40.21             | 214.81          | 304.31 | 302.00 | 606.35            |

# FERRIS STATE UNIVERSITY

## Student Credit Hours (SCH), Full Time Equated Faculty (FTEF) and SCH/FTEF Aggregated by University by Department within College

| Department                                 | Year    | <u>Student Credit Hours</u> |           |           |               | <u>Full Time Equated Faculty</u> |       |        |                   | <u>SCH/FTEF</u> |        |        |                   |
|--|---------|-----------------------------|-----------|-----------|---------------|----------------------------------|-------|--------|-------------------|-----------------|--------|--------|-------------------|
|  |         | Summer                      | Fall      | Spring    | F + SP<br>(a) | Summer                           | Fall  | Spring | Avg F + SP<br>(b) | Summer          | Fall   | Spring | F + SP<br>(a / b) |
| <b><u>College of Arts and Sciences</u></b> |         |                             |           |           |               |                                  |       |        |                   |                 |        |        |                   |
| Humanities                                 | 2008-09 | 1,989.00                    | 11,398.00 | 11,463.00 | 22,861.00     | 8.25                             | 39.77 | 37.80  | 38.78             | 241.09          | 286.61 | 303.25 | 589.44            |
| Humanities                                 | 2009-10 | 2,020.00                    | 11,347.00 | 11,414.00 | 22,761.00     | 8.08                             | 39.55 | 38.01  | 38.78             | 250.00          | 286.90 | 300.32 | 586.95            |
| Humanities                                 | 2010-11 | 2,223.00                    | 11,881.00 | 11,242.00 | 23,123.00     | 9.00                             | 38.89 | 37.05  | 37.97             | 247.00          | 305.53 | 303.43 | 609.01            |
| Humanities                                 | 2011-12 | 2,439.00                    | 11,988.00 | 11,690.00 | 23,678.00     | 10.56                            | 42.81 | 40.54  | 41.67             | 230.95          | 280.03 | 288.36 | 568.16            |
| Languages and Literature                   | 2007-08 | 2,640.00                    | 12,557.00 | 11,200.00 | 23,757.00     | 13.15                            | 53.72 | 49.10  | 51.41             | 200.72          | 233.75 | 228.09 | 462.10            |
| Languages and Literature                   | 2008-09 | 2,577.00                    | 12,683.00 | 11,725.00 | 24,408.00     | 12.83                            | 55.27 | 52.66  | 53.97             | 200.86          | 229.47 | 222.64 | 452.27            |
| Languages and Literature                   | 2009-10 | 2,179.00                    | 13,046.00 | 11,448.00 | 24,494.00     | 11.83                            | 56.12 | 49.58  | 52.85             | 184.19          | 232.47 | 230.90 | 463.46            |
| Languages and Literature                   | 2010-11 | 2,893.00                    | 13,267.00 | 11,790.00 | 25,057.00     | 15.20                            | 53.91 | 49.70  | 51.80             | 190.37          | 246.11 | 237.21 | 483.69            |
| Languages and Literature                   | 2011-12 | 3,079.00                    | 13,341.00 | 12,575.00 | 25,916.00     | 15.84                            | 54.58 | 51.82  | 53.20             | 194.39          | 244.43 | 242.67 | 487.14            |
| Mathematics                                | 2007-08 | 1,023.00                    | 10,066.00 | 7,497.00  | 17,563.00     | 6.75                             | 31.04 | 25.09  | 28.07             | 151.65          | 324.26 | 298.82 | 625.78            |
| Mathematics                                | 2008-09 | 932.00                      | 9,823.00  | 7,936.00  | 17,759.00     | 5.07                             | 30.21 | 26.54  | 28.38             | 183.65          | 325.11 | 299.02 | 625.82            |
| Mathematics                                | 2009-10 | 834.00                      | 9,621.00  | 7,581.00  | 17,202.00     | 5.24                             | 28.84 | 23.91  | 26.38             | 159.10          | 333.56 | 317.06 | 652.16            |
| Mathematics                                | 2010-11 | 824.00                      | 9,866.00  | 7,688.00  | 17,554.00     | 4.25                             | 28.61 | 23.19  | 25.90             | 193.65          | 344.88 | 331.52 | 677.80            |
| Mathematics                                | 2011-12 | 879.00                      | 9,907.00  | 7,515.00  | 17,422.00     | 3.99                             | 29.90 | 25.67  | 27.79             | 220.30          | 331.29 | 292.79 | 627.01            |
| Physical Sciences                          | 2007-08 | 1,295.00                    | 8,175.00  | 7,143.00  | 15,318.00     | 6.23                             | 21.03 | 21.84  | 21.43             | 208.00          | 388.72 | 327.08 | 714.65            |
| Physical Sciences                          | 2008-09 | 1,296.00                    | 8,604.00  | 7,448.00  | 16,052.00     | 6.73                             | 22.69 | 22.77  | 22.73             | 192.66          | 379.17 | 327.10 | 706.18            |
| Physical Sciences                          | 2009-10 | 1,395.00                    | 8,019.00  | 7,202.00  | 15,221.00     | 7.29                             | 21.06 | 20.25  | 20.65             | 191.46          | 380.79 | 355.65 | 736.94            |
| Physical Sciences                          | 2010-11 | 1,085.00                    | 8,114.00  | 7,153.00  | 15,267.00     | 5.85                             | 20.81 | 22.00  | 21.40             | 185.53          | 389.92 | 325.14 | 713.25            |
| Physical Sciences                          | 2011-12 | 1,302.00                    | 8,327.00  | 7,496.00  | 15,823.00     | 6.88                             | 21.33 | 21.17  | 21.25             | 189.33          | 390.33 | 354.14 | 744.61            |

# FERRIS STATE UNIVERSITY

## Student Credit Hours (SCH), Full Time Equated Faculty (FTEF) and SCH/FTEF Aggregated by University by Department within College

| Department                                 | Year    | <u>Student Credit Hours</u> |           |           |               | <u>Full Time Equated Faculty</u> |       |        |                   | <u>SCH/FTEF</u> |        |        |                   |
|--|---------|-----------------------------|-----------|-----------|---------------|----------------------------------|-------|--------|-------------------|-----------------|--------|--------|-------------------|
|  |         | Summer                      | Fall      | Spring    | F + SP<br>(a) | Summer                           | Fall  | Spring | Avg F + SP<br>(b) | Summer          | Fall   | Spring | F + SP<br>(a / b) |
| <b><u>College of Arts and Sciences</u></b> |         |                             |           |           |               |                                  |       |        |                   |                 |        |        |                   |
| Social Sciences Dept                       | 2007-08 | 1,903.00                    | 9,385.00  | 10,545.00 | 19,930.00     | 10.24                            | 30.62 | 32.31  | 31.46             | 185.84          | 306.53 | 326.40 | 633.46            |
| Social Sciences Dept                       | 2008-09 | 1,738.00                    | 9,612.00  | 10,396.00 | 20,008.00     | 8.24                             | 32.94 | 32.28  | 32.61             | 210.92          | 291.82 | 322.07 | 613.58            |
| Social Sciences Dept                       | 2009-10 | 1,552.00                    | 9,953.00  | 10,417.00 | 20,370.00     | 7.19                             | 30.66 | 31.72  | 31.19             | 215.99          | 324.63 | 328.39 | 653.08            |
| Social Sciences Dept                       | 2010-11 | 1,723.00                    | 10,336.00 | 11,163.00 | 21,499.00     | 8.76                             | 29.49 | 30.67  | 30.08             | 196.69          | 350.49 | 363.97 | 714.73            |
| Social Sciences Dept                       | 2011-12 | 2,067.00                    | 11,199.00 | 11,252.00 | 22,451.00     | 11.63                            | 33.32 | 31.25  | 32.28             | 177.73          | 336.10 | 360.09 | 695.42            |
| <b><u>College of Business</u></b>          |         |                             |           |           |               |                                  |       |        |                   |                 |        |        |                   |
| Account, Finance, Info Systems             | 2007-08 | 1,821.00                    | 7,626.00  | 7,260.00  | 14,886.00     | 8.00                             | 26.87 | 24.33  | 25.60             | 227.63          | 283.76 | 298.40 | 581.43            |
| Account, Finance, Info Systems             | 2008-09 | 1,656.00                    | 8,109.00  | 7,377.00  | 15,486.00     | 8.56                             | 26.17 | 25.72  | 25.94             | 193.40          | 309.86 | 286.88 | 596.94            |
| Account, Finance, Info Systems             | 2009-10 | 1,759.00                    | 7,842.00  | 7,628.00  | 15,470.00     | 8.18                             | 25.00 | 25.75  | 25.38             | 215.12          | 313.68 | 296.20 | 609.63            |
| Account, Finance, Info Systems             | 2010-11 | 2,020.00                    | 8,343.00  | 7,888.00  | 16,231.00     | 10.33                            | 27.43 | 27.45  | 27.44             | 195.61          | 304.11 | 287.36 | 591.46            |
| Account, Finance, Info Systems             | 2011-12 | 1,924.00                    | 8,145.00  | 7,838.00  | 15,983.00     | 7.90                             | 27.82 | 25.27  | 26.55             | 243.54          | 292.72 | 310.15 | 602.03            |
| Management                                 | 2007-08 | 2,478.00                    | 8,839.00  | 9,907.00  | 18,746.00     | 10.60                            | 26.39 | 30.17  | 28.28             | 233.77          | 334.91 | 328.34 | 662.81            |
| Management                                 | 2008-09 | 2,448.00                    | 8,842.00  | 9,569.00  | 18,411.00     | 12.48                            | 28.91 | 30.44  | 29.68             | 196.19          | 305.85 | 314.33 | 620.40            |
| Management                                 | 2009-10 | 2,486.00                    | 9,374.00  | 9,720.00  | 19,094.00     | 14.03                            | 29.57 | 30.97  | 30.27             | 177.19          | 317.04 | 313.83 | 630.79            |
| Management                                 | 2010-11 | 2,568.00                    | 9,460.00  | 9,624.00  | 19,084.00     | 14.25                            | 30.49 | 30.25  | 30.37             | 180.17          | 310.26 | 318.12 | 628.35            |
| Management                                 | 2011-12 | 2,518.00                    | 9,028.00  | 9,728.00  | 18,756.00     | 11.43                            | 30.75 | 33.05  | 31.90             | 220.30          | 293.59 | 294.38 | 588.01            |
| Marketing                                  | 2007-08 | 1,170.00                    | 5,905.00  | 5,553.00  | 11,458.00     | 5.25                             | 21.85 | 21.33  | 21.59             | 222.86          | 270.30 | 260.30 | 530.72            |
| Marketing                                  | 2008-09 | 1,311.00                    | 5,888.00  | 6,043.00  | 11,931.00     | 5.75                             | 23.30 | 23.15  | 23.22             | 228.00          | 252.70 | 261.04 | 513.71            |
| Marketing                                  | 2009-10 | 1,295.00                    | 6,182.00  | 5,773.00  | 11,955.00     | 7.33                             | 23.90 | 22.36  | 23.13             | 176.59          | 258.66 | 258.18 | 516.86            |
| Marketing                                  | 2010-11 | 1,353.00                    | 5,680.00  | 5,988.00  | 11,668.00     | 7.50                             | 22.37 | 23.08  | 22.73             | 180.40          | 253.90 | 259.45 | 513.44            |

# FERRIS STATE UNIVERSITY

## Student Credit Hours (SCH), Full Time Equated Faculty (FTEF) and SCH/FTEF Aggregated by University by Department within College

| Department                                   | Year    | <u>Student Credit Hours</u> |          |          |               | <u>Full Time Equated Faculty</u> |       |        |                   | <u>SCH/FTEF</u> |        |        |                   |
|--|---------|-----------------------------|----------|----------|---------------|----------------------------------|-------|--------|-------------------|-----------------|--------|--------|-------------------|
|  |         | Summer                      | Fall     | Spring   | F + SP<br>(a) | Summer                           | Fall  | Spring | Avg F + SP<br>(b) | Summer          | Fall   | Spring | F + SP<br>(a / b) |
| <b><u>College of Business</u></b>            |         |                             |          |          |               |                                  |       |        |                   |                 |        |        |                   |
| Marketing                                    | 2011-12 | 1,144.00                    | 5,741.00 | 5,612.00 | 11,353.00     | 5.00                             | 21.16 | 21.83  | 21.50             | 228.80          | 271.25 | 257.04 | 528.07            |
| Sports, Entertain, Hospt. Mgmt               | 2007-08 | 624.00                      | 1,502.00 | 1,364.00 | 2,866.00      | 3.33                             | 6.02  | 5.30   | 5.66              | 187.39          | 249.61 | 257.23 | 506.36            |
| Sports, Entertain, Hospt. Mgmt               | 2008-09 | 633.00                      | 1,716.00 | 1,459.00 | 3,175.00      | 6.83                             | 5.72  | 5.34   | 5.53              | 92.68           | 299.83 | 273.29 | 574.04            |
| Sports, Entertain, Hospt. Mgmt               | 2009-10 | 655.00                      | 1,746.00 | 1,588.00 | 3,334.00      | 5.41                             | 6.77  | 7.04   | 6.90              | 121.07          | 258.01 | 225.73 | 483.11            |
| Sports, Entertain, Hospt. Mgmt               | 2010-11 | 647.00                      | 1,657.00 | 1,543.00 | 3,200.00      | 4.79                             | 6.89  | 8.21   | 7.55              | 135.07          | 240.59 | 187.88 | 423.84            |
| Sports, Entertain, Hospt. Mgmt               | 2011-12 | 683.00                      | 1,637.00 | 1,684.00 | 3,321.00      | 5.74                             | 7.01  | 8.13   | 7.57              | 118.99          | 233.40 | 207.06 | 438.52            |
| <b><u>College of Education-Human Ser</u></b> |         |                             |          |          |               |                                  |       |        |                   |                 |        |        |                   |
| Criminal Justice                             | 2007-08 | 1,715.00                    | 5,313.00 | 5,392.00 | 10,705.00     | 12.69                            | 26.41 | 27.63  | 27.02             | 135.17          | 201.19 | 195.15 | 396.20            |
| Criminal Justice                             | 2008-09 | 1,791.00                    | 5,896.00 | 5,906.00 | 11,802.00     | 11.32                            | 27.29 | 27.52  | 27.41             | 158.22          | 216.02 | 214.62 | 430.63            |
| Criminal Justice                             | 2009-10 | 1,855.00                    | 6,557.00 | 6,945.00 | 13,502.00     | 14.66                            | 27.06 | 27.73  | 27.40             | 126.54          | 242.27 | 250.41 | 492.77            |
| Criminal Justice                             | 2010-11 | 2,445.00                    | 7,637.00 | 7,456.00 | 15,093.00     | 15.41                            | 28.10 | 30.44  | 29.27             | 158.66          | 271.74 | 244.92 | 515.59            |
| Criminal Justice                             | 2011-12 | 2,785.00                    | 8,145.00 | 8,274.00 | 16,419.00     | 21.01                            | 32.12 | 31.94  | 32.03             | 132.58          | 253.58 | 259.05 | 512.61            |
| Recreation, Leisure Serv-Well                | 2007-08 | 186.00                      | 1,132.00 | 1,096.00 | 2,228.00      | 1.52                             | 6.00  | 5.20   | 5.60              | 122.37          | 188.66 | 210.62 | 397.72            |
| Recreation, Leisure Serv-Well                | 2008-09 | 202.00                      | 1,358.00 | 1,101.00 | 2,459.00      | 1.91                             | 6.36  | 4.85   | 5.60              | 105.76          | 213.59 | 227.20 | 438.96            |
| Recreation, Leisure Serv-Well                | 2009-10 | 84.00                       | 1,239.00 | 1,006.00 | 2,245.00      | 0.51                             | 5.99  | 5.00   | 5.49              | 165.71          | 206.90 | 201.40 | 408.80            |
| Recreation, Leisure Serv-Well                | 2010-11 | 208.00                      | 1,079.00 | 831.00   | 1,910.00      | 2.42                             | 3.95  | 5.25   | 4.60              | 86.02           | 272.98 | 158.31 | 415.13            |
| Recreation, Leisure Serv-Well                | 2011-12 | 115.00                      | 1,104.00 | 1,000.00 | 2,104.00      | 0.69                             | 5.63  | 5.01   | 5.32              | 167.64          | 196.19 | 199.50 | 395.50            |
| School of Education Dept                     | 2007-08 | 2,069.00                    | 5,171.00 | 4,606.00 | 9,777.00      | 11.77                            | 29.19 | 30.65  | 29.92             | 175.79          | 177.12 | 150.29 | 326.76            |
| School of Education Dept                     | 2008-09 | 1,831.00                    | 4,577.00 | 4,189.00 | 8,766.00      | 7.53                             | 27.76 | 31.10  | 29.43             | 243.16          | 164.85 | 134.70 | 297.84            |

# FERRIS STATE UNIVERSITY

## Student Credit Hours (SCH), Full Time Equated Faculty (FTEF) and SCH/FTEF Aggregated by University by Department within College

| Department                                   | Year    | <u>Student Credit Hours</u> |          |          |               | <u>Full Time Equated Faculty</u> |       |        |                   | <u>SCH/FTEF</u> |        |        |                   |
|--|---------|-----------------------------|----------|----------|---------------|----------------------------------|-------|--------|-------------------|-----------------|--------|--------|-------------------|
|  |         | Summer                      | Fall     | Spring   | F + SP<br>(a) | Summer                           | Fall  | Spring | Avg F + SP<br>(b) | Summer          | Fall   | Spring | F + SP<br>(a / b) |
| <b><u>College of Education-Human Ser</u></b> |         |                             |          |          |               |                                  |       |        |                   |                 |        |        |                   |
| School of Education Dept                     | 2009-10 | 1,940.00                    | 4,486.00 | 4,112.00 | 8,598.00      | 13.64                            | 23.91 | 27.35  | 25.63             | 142.20          | 187.60 | 150.34 | 335.44            |
| School of Education Dept                     | 2010-11 | 1,570.00                    | 4,442.00 | 4,428.00 | 8,870.00      | 12.08                            | 27.05 | 27.83  | 27.44             | 129.98          | 164.21 | 159.11 | 323.25            |
| School of Education Dept                     | 2011-12 | 1,679.00                    | 4,369.00 | 4,062.00 | 8,431.00      | 12.70                            | 28.93 | 27.82  | 28.37             | 132.23          | 151.02 | 146.02 | 297.13            |
| Television Production                        | 2007-08 | 276.00                      | 901.00   | 713.00   | 1,614.00      | 2.83                             | 5.75  | 4.50   | 5.13              | 97.53           | 156.70 | 158.44 | 314.93            |
| Television Production                        | 2008-09 | 249.00                      | 838.00   | 761.00   | 1,599.00      | 2.78                             | 6.18  | 6.17   | 6.17              | 89.57           | 135.60 | 123.34 | 258.95            |
| Television Production                        | 2009-10 | 210.00                      | 751.00   | 710.00   | 1,461.00      | 1.63                             | 5.83  | 4.83   | 5.33              | 128.83          | 128.74 | 147.00 | 274.02            |
| Television Production                        | 2010-11 | 234.00                      | 848.00   | 716.00   | 1,564.00      | 2.61                             | 5.18  | 4.75   | 4.97              | 89.66           | 163.60 | 150.74 | 314.90            |
| Television Production                        | 2011-12 | 201.00                      | 710.00   | 723.00   | 1,433.00      | 1.38                             | 5.53  | 4.16   | 4.85              | 145.65          | 128.29 | 173.80 | 295.63            |
| <b><u>College of Pharmacy</u></b>            |         |                             |          |          |               |                                  |       |        |                   |                 |        |        |                   |
| Pharmacy                                     | 2007-08 | 1,927.00                    | 7,814.50 | 7,841.50 | 15,656.00     | 33.10                            | 40.50 | 40.07  | 40.29             | 58.22           | 192.95 | 195.69 | 388.63            |
| Pharmacy                                     | 2008-09 | 2,599.50                    | 7,993.50 | 7,618.00 | 15,611.50     | 32.60                            | 33.60 | 36.75  | 35.17             | 79.74           | 237.90 | 207.29 | 443.83            |
| Pharmacy                                     | 2009-10 | 2,332.50                    | 8,499.50 | 8,274.50 | 16,774.00     | 30.00                            | 36.88 | 38.54  | 37.71             | 77.75           | 230.46 | 214.71 | 444.82            |
| Pharmacy                                     | 2010-11 | 2,228.00                    | 8,675.50 | 7,870.00 | 16,545.50     | 30.13                            | 36.15 | 35.64  | 35.89             | 73.94           | 240.02 | 220.83 | 460.98            |
| Pharmacy                                     | 2011-12 | 1,826.00                    | 8,392.50 | 7,692.00 | 16,084.50     | 25.16                            | 35.71 | 34.81  | 35.26             | 72.58           | 235.05 | 220.97 | 456.20            |
| <b><u>College of Prof-Tech Studies</u></b>   |         |                             |          |          |               |                                  |       |        |                   |                 |        |        |                   |
| Professional-Tech Studies                    | 2007-08 | 182.00                      | 1,468.00 | 1,309.00 | 2,777.00      | 4.50                             | 8.40  | 8.65   | 8.53              | 40.40           | 174.74 | 151.26 | 325.66            |
| Professional-Tech Studies                    | 2008-09 | 99.00                       | 1,536.00 | 1,201.00 | 2,737.00      | 4.63                             | 9.17  | 7.90   | 8.53              | 21.38           | 167.56 | 152.03 | 320.74            |
| Professional-Tech Studies                    | 2009-10 | 251.00                      | 1,363.00 | 1,138.00 | 2,501.00      | 5.00                             | 9.55  | 7.68   | 8.61              | 50.20           | 142.72 | 148.27 | 290.39            |
| Professional-Tech Studies                    | 2010-11 | 239.00                      | 1,971.00 | 1,908.00 | 3,879.00      | 3.44                             | 11.00 | 11.56  | 11.28             | 69.48           | 179.18 | 165.12 | 343.95            |
| Professional-Tech Studies                    | 2011-12 | 650.00                      | 2,467.00 | 2,662.00 | 5,129.00      | 10.26                            | 14.33 | 15.84  | 15.09             | 63.37           | 172.11 | 168.08 | 339.99            |

# FERRIS STATE UNIVERSITY

## Student Credit Hours (SCH), Full Time Equated Faculty (FTEF) and SCH/FTEF Aggregated by University by Department within College

| Department                          | Year    | <u>Student Credit Hours</u> |          |          |               | <u>Full Time Equated Faculty</u> |       |        |                   | <u>SCH/FTEF</u> |        |        |                   |
|-------------------------------------|---------|-----------------------------|----------|----------|---------------|----------------------------------|-------|--------|-------------------|-----------------|--------|--------|-------------------|
|                                     |         | Summer                      | Fall     | Spring   | F + SP<br>(a) | Summer                           | Fall  | Spring | Avg F + SP<br>(b) | Summer          | Fall   | Spring | F + SP<br>(a / b) |
| <b><u>College of Technology</u></b> |         |                             |          |          |               |                                  |       |        |                   |                 |        |        |                   |
| Arch Tech-Facilities Mgmt           | 2007-08 | 96.00                       | 1,413.00 | 1,382.00 | 2,795.00      | 0.84                             | 5.73  | 6.75   | 6.24              | 114.29          | 246.74 | 204.74 | 448.04            |
| Arch Tech-Facilities Mgmt           | 2008-09 | 141.00                      | 1,429.00 | 0.00     | 1,429.00      | 0.92                             | 6.77  | 0.00   | 3.38              | 153.26          | 211.08 |        | 422.16            |
| Automotive                          | 2007-08 | 679.00                      | 2,905.00 | 2,851.00 | 5,756.00      | 3.78                             | 18.01 | 17.33  | 17.67             | 179.46          | 161.30 | 164.51 | 325.75            |
| Automotive                          | 2008-09 | 623.00                      | 2,341.00 | 0.00     | 2,341.00      | 4.52                             | 14.50 | 0.00   | 7.25              | 137.68          | 161.45 |        | 322.90            |
| Construction Tech-Mgmt              | 2007-08 | 93.00                       | 3,017.00 | 2,967.00 | 5,984.00      | 0.75                             | 12.03 | 12.80  | 12.41             | 124.00          | 250.85 | 231.82 | 482.08            |
| Construction Tech-Mgmt              | 2008-09 | 96.00                       | 3,004.00 | 0.00     | 3,004.00      | 0.50                             | 12.60 | 0.00   | 6.30              | 192.00          | 238.41 |        | 476.83            |
| EET-CNS                             | 2007-08 | 92.00                       | 1,376.00 | 1,329.00 | 2,705.00      | 0.33                             | 8.60  | 8.28   | 8.44              | 278.79          | 159.98 | 160.51 | 320.47            |
| EET-CNS                             | 2008-09 | 116.00                      | 1,235.00 | 0.00     | 1,235.00      | 0.67                             | 8.21  | 0.00   | 4.11              | 173.13          | 150.40 |        | 300.80            |
| HVARC                               | 2007-08 | 319.00                      | 1,992.00 | 1,612.00 | 3,604.00      | 3.62                             | 10.18 | 9.67   | 9.92              | 88.12           | 195.74 | 166.70 | 363.18            |
| HVARC                               | 2008-09 | 292.00                      | 1,640.00 | 0.00     | 1,640.00      | 7.00                             | 10.09 | 0.00   | 5.04              | 41.71           | 162.55 |        | 325.10            |
| Heavy Equipment                     | 2007-08 | 140.00                      | 762.00   | 769.00   | 1,531.00      | 1.34                             | 5.84  | 5.34   | 5.59              | 104.48          | 130.48 | 144.01 | 273.88            |
| Heavy Equipment                     | 2008-09 | 164.00                      | 888.00   | 0.00     | 888.00        | 2.01                             | 6.06  | 0.00   | 3.03              | 81.59           | 146.53 |        | 293.07            |
| Manufacturing Eng Tech              | 2007-08 | 220.00                      | 2,410.00 | 1,824.00 | 4,234.00      | 1.68                             | 13.08 | 11.67  | 12.38             | 130.95          | 184.28 | 156.25 | 342.11            |
| Manufacturing Eng Tech              | 2008-09 | 225.00                      | 2,219.00 | 0.00     | 2,219.00      | 1.51                             | 12.35 | 0.00   | 6.17              | 149.01          | 179.68 |        | 359.35            |
| Mechanical Design                   | 2007-08 | 91.00                       | 1,698.00 | 1,446.00 | 3,144.00      | 0.92                             | 10.10 | 9.94   | 10.02             | 98.91           | 168.20 | 145.47 | 313.85            |
| Mechanical Design                   | 2008-09 | 128.00                      | 1,844.00 | 0.00     | 1,844.00      | 1.00                             | 9.51  | 0.00   | 4.75              | 128.00          | 193.97 |        | 387.94            |

# FERRIS STATE UNIVERSITY

## Student Credit Hours (SCH), Full Time Equated Faculty (FTEF) and SCH/FTEF Aggregated by University by Department within College

| Department                                  | Year    | <u>Student Credit Hours</u> |          |          |               | <u>Full Time Equated Faculty</u> |       |        |                   | <u>SCH/FTEF</u> |        |        |                   |
|---|---------|-----------------------------|----------|----------|---------------|----------------------------------|-------|--------|-------------------|-----------------|--------|--------|-------------------|
|   |         | Summer                      | Fall     | Spring   | F + SP<br>(a) | Summer                           | Fall  | Spring | Avg F + SP<br>(b) | Summer          | Fall   | Spring | F + SP<br>(a / b) |
| <b><u>College of Technology</u></b>         |         |                             |          |          |               |                                  |       |        |                   |                 |        |        |                   |
| Plastics-Rubber                             | 2007-08 | 203.00                      | 812.00   | 892.00   | 1,704.00      | 1.99                             | 6.63  | 7.00   | 6.82              | 102.01          | 122.41 | 127.43 | 249.98            |
| Plastics-Rubber                             | 2008-09 | 288.00                      | 785.00   | 0.00     | 785.00        | 2.94                             | 6.38  | 0.00   | 3.19              | 97.96           | 123.06 |        | 246.12            |
| Printing-Imaging Tech Mgmt                  | 2007-08 | 150.00                      | 802.00   | 558.00   | 1,360.00      | 1.17                             | 5.78  | 5.00   | 5.39              | 128.21          | 138.81 | 111.60 | 252.37            |
| Printing-Imaging Tech Mgmt                  | 2008-09 | 173.00                      | 695.00   | 0.00     | 695.00        | 1.42                             | 5.61  | 0.00   | 2.80              | 121.83          | 123.89 |        | 247.77            |
| Surveying                                   | 2007-08 | 60.00                       | 821.00   | 978.00   | 1,799.00      | 0.50                             | 5.44  | 6.59   | 6.02              | 120.00          | 150.80 | 148.49 | 299.07            |
| Surveying                                   | 2008-09 | 42.00                       | 837.00   | 0.00     | 837.00        | 4.00                             | 5.27  | 0.00   | 2.64              | 10.50           | 158.77 |        | 317.55            |
| Welding Eng Tech                            | 2007-08 | 120.00                      | 1,299.00 | 966.00   | 2,265.00      | 0.67                             | 6.89  | 6.18   | 6.53              | 179.10          | 188.53 | 156.31 | 346.60            |
| Welding Eng Tech                            | 2008-09 | 108.00                      | 1,275.00 | 0.00     | 1,275.00      | 0.60                             | 5.71  | 0.00   | 2.85              | 180.00          | 223.36 |        | 446.73            |
| <b><u>Kendall College of Art-Design</u></b> |         |                             |          |          |               |                                  |       |        |                   |                 |        |        |                   |
| Design Studies                              | 2007-08 | 735.00                      | 5,133.00 | 5,213.00 | 10,346.00     | 7.54                             | 47.10 | 43.42  | 45.26             | 97.54           | 108.99 | 120.07 | 228.61            |
| Design Studies                              | 2008-09 | 721.00                      | 5,721.00 | 5,528.00 | 11,249.00     | 7.05                             | 49.82 | 51.22  | 50.52             | 102.27          | 114.83 | 107.93 | 222.66            |
| Design Studies                              | 2009-10 | 657.00                      | 5,876.00 | 6,117.00 | 11,993.00     | 6.21                             | 53.93 | 55.56  | 54.75             | 105.80          | 108.95 | 110.10 | 219.06            |
| Design Studies                              | 2010-11 | 733.00                      | 5,862.00 | 5,865.00 | 11,727.00     | 10.55                            | 55.66 | 51.03  | 53.35             | 69.48           | 105.31 | 114.92 | 219.82            |
| Design Studies                              | 2011-12 | 732.00                      | 5,937.00 | 5,889.00 | 11,826.00     | 8.38                             | 55.48 | 55.11  | 55.30             | 87.30           | 107.00 | 106.87 | 213.87            |
| Fine Arts-Foundation                        | 2007-08 | 219.00                      | 3,819.00 | 3,384.00 | 7,203.00      | 2.95                             | 32.98 | 28.14  | 30.56             | 74.36           | 115.80 | 120.26 | 235.70            |
| Fine Arts-Foundation                        | 2008-09 | 352.00                      | 4,332.00 | 3,846.00 | 8,178.00      | 3.64                             | 37.03 | 36.72  | 36.87             | 96.70           | 116.99 | 104.74 | 221.78            |
| Fine Arts-Foundation                        | 2009-10 | 291.00                      | 4,529.00 | 3,915.00 | 8,444.00      | 3.63                             | 38.42 | 36.75  | 37.58             | 80.17           | 117.88 | 106.54 | 224.67            |
| Fine Arts-Foundation                        | 2010-11 | 291.00                      | 4,396.00 | 3,712.00 | 8,108.00      | 4.40                             | 38.95 | 34.64  | 36.79             | 66.14           | 112.86 | 107.16 | 220.36            |

# FERRIS STATE UNIVERSITY

## Student Credit Hours (SCH), Full Time Equated Faculty (FTEF) and SCH/FTEF Aggregated by University by Department within College

| Department                                  | Year    | Student Credit Hours |          |          |               | Full Time Equated Faculty |       |        |                   | SCH/FTEF |        |        |                   |
|---|---------|----------------------|----------|----------|---------------|---------------------------|-------|--------|-------------------|----------|--------|--------|-------------------|
|   |         | Summer               | Fall     | Spring   | F + SP<br>(a) | Summer                    | Fall  | Spring | Avg F + SP<br>(b) | Summer   | Fall   | Spring | F + SP<br>(a / b) |
| <b><u>Kendall College of Art-Design</u></b> |         |                      |          |          |               |                           |       |        |                   |          |        |        |                   |
| Fine Arts-Foundation                        | 2011-12 | 276.00               | 4,246.00 | 3,565.00 | 7,811.00      | 4.32                      | 40.51 | 40.73  | 40.62             | 63.96    | 104.80 | 87.52  | 192.28            |
| Liberal Arts-Sci-Arts History               | 2007-08 | 863.00               | 3,893.00 | 3,824.00 | 7,717.00      | 5.04                      | 18.31 | 16.82  | 17.56             | 171.40   | 212.67 | 227.30 | 439.35            |
| Liberal Arts-Sci-Arts History               | 2008-09 | 1,071.00             | 4,566.00 | 3,932.00 | 8,498.00      | 6.85                      | 20.49 | 19.75  | 20.12             | 156.35   | 222.82 | 199.09 | 422.35            |
| Liberal Arts-Sci-Arts History               | 2009-10 | 1,062.00             | 4,581.00 | 4,186.00 | 8,767.00      | 7.68                      | 19.79 | 20.34  | 20.06             | 138.26   | 231.52 | 205.84 | 437.00            |
| Liberal Arts-Sci-Arts History               | 2010-11 | 1,028.00             | 4,701.00 | 3,843.00 | 8,544.00      | 7.10                      | 20.11 | 19.49  | 19.80             | 144.71   | 233.73 | 197.20 | 431.50            |
| Liberal Arts-Sci-Arts History               | 2011-12 | 924.00               | 4,350.00 | 4,026.00 | 8,376.00      | 6.45                      | 22.12 | 21.99  | 22.05             | 143.37   | 196.67 | 183.08 | 379.79            |
| <b><u>Michigan College of Optometry</u></b> |         |                      |          |          |               |                           |       |        |                   |          |        |        |                   |
| MI College of Optometry                     | 2007-08 | 838.00               | 2,572.00 | 2,446.00 | 5,018.00      | 15.01                     | 19.36 | 20.20  | 19.78             | 55.84    | 132.87 | 121.09 | 253.71            |
| MI College of Optometry                     | 2008-09 | 1,056.00             | 2,625.00 | 2,537.00 | 5,162.00      | 16.51                     | 19.55 | 20.41  | 19.98             | 63.97    | 134.24 | 124.30 | 258.33            |
| MI College of Optometry                     | 2009-10 | 1,042.00             | 2,605.00 | 2,517.00 | 5,122.00      | 17.01                     | 19.56 | 19.74  | 19.65             | 61.27    | 133.20 | 127.53 | 260.71            |
| MI College of Optometry                     | 2010-11 | 1,017.00             | 2,588.00 | 2,435.00 | 5,023.00      | 16.50                     | 19.89 | 18.82  | 19.35             | 61.64    | 130.15 | 129.38 | 259.55            |
| MI College of Optometry                     | 2011-12 | 1,105.00             | 2,612.00 | 2,536.00 | 5,148.00      | 19.30                     | 19.29 | 18.57  | 18.93             | 57.24    | 135.42 | 136.56 | 271.97            |
| <b><u>University College</u></b>            |         |                      |          |          |               |                           |       |        |                   |          |        |        |                   |
| Developmental Progs-Curr                    | 2007-08 | 17.00                | 3,738.00 | 926.00   | 4,664.00      | 0.00                      | 15.62 | 4.78   | 10.20             |          | 239.27 | 193.88 | 457.29            |
| Developmental Progs-Curr                    | 2008-09 | 41.00                | 3,825.00 | 957.00   | 4,782.00      | 0.00                      | 16.53 | 4.90   | 10.72             |          | 231.34 | 195.39 | 446.24            |
| Developmental Progs-Curr                    | 2009-10 | 74.00                | 3,819.00 | 1,091.00 | 4,910.00      | 0.08                      | 15.18 | 5.23   | 10.21             | 925.00   | 251.53 | 208.60 | 481.06            |
| Developmental Progs-Curr                    | 2010-11 | 67.00                | 3,952.00 | 1,040.00 | 4,992.00      | 0.16                      | 12.33 | 6.41   | 9.37              | 418.75   | 320.57 | 162.25 | 532.82            |
| Developmental Progs-Curr                    | 2011-12 | 37.00                | 3,858.00 | 937.00   | 4,795.00      | 0.08                      | 13.88 | 5.40   | 9.64              | 462.50   | 278.04 | 173.52 | 497.52            |



# FERRIS STATE UNIVERSITY

## Student Credit Hours (SCH), Full Time Equated Faculty (FTEF) and SCH/FTEF Aggregated by Course Prefix within College and Department

| Prefix                                       | Year    | <u>Student Credit Hours</u> |          |          |          | <u>Full Time Equated Faculty</u> |      |        |            | <u>SCH/FTEF</u> |        |        |        |
|--|---------|-----------------------------|----------|----------|----------|----------------------------------|------|--------|------------|-----------------|--------|--------|--------|
|  |         | Summer                      | Fall     | Spring   | F + SP   | Summer                           | Fall | Spring | Avg F + SP | Summer          | Fall   | Spring | F + SP |
| <b><u>Coll of Engineering Technology</u></b> |         |                             |          |          |          |                                  |      |        |            |                 |        |        |        |
| <b><u>Arch Tech-Facilities Mgmt</u></b>      |         |                             |          |          |          |                                  |      |        |            |                 |        |        |        |
| ARCH   | 2008-09 | 0.00                        | 0.00     | 692.00   | 692.00   | 0.00                             | 0.00 | 3.01   | 1.51       |                 |        | 229.76 | 459.53 |
| ARCH   | 2009-10 | 0.00                        | 842.00   | 599.00   | 1,441.00 | 0.00                             | 4.67 | 3.53   | 4.10       | 180.32          | 169.73 | 351.52 |        |
| ARCH   | 2010-11 | 0.00                        | 538.00   | 543.00   | 1,081.00 | 0.00                             | 3.70 | 3.44   | 3.57       | 145.35          | 157.94 | 302.83 |        |
| ARCH   | 2011-12 | 0.00                        | 863.00   | 721.00   | 1,584.00 | 0.00                             | 5.67 | 4.32   | 5.00       | 152.20          | 166.80 | 317.03 |        |
| FMAN   | 2008-09 | 0.00                        | 0.00     | 474.00   | 474.00   | 0.00                             | 0.00 | 1.51   | 0.75       |                 |        | 314.28 | 628.56 |
| FMAN   | 2009-10 | 107.00                      | 524.00   | 384.00   | 908.00   | 0.92                             | 1.50 | 1.86   | 1.68       | 116.30          | 348.52 | 206.35 | 539.77 |
| FMAN   | 2010-11 | 146.00                      | 457.00   | 378.00   | 835.00   | 0.92                             | 1.65 | 3.06   | 2.36       | 159.56          | 276.91 | 123.45 | 354.40 |
| FMAN   | 2011-12 | 112.00                      | 336.00   | 297.00   | 633.00   | 0.92                             | 1.49 | 2.23   | 1.86       | 121.74          | 225.96 | 133.14 | 340.53 |
| <b><u>Automotive</u></b>                     |         |                             |          |          |          |                                  |      |        |            |                 |        |        |        |
| AMGT   | 2008-09 | 0.00                        | 0.00     | 592.00   | 592.00   | 0.00                             | 0.00 | 3.00   | 1.50       |                 |        | 197.33 | 394.67 |
| AMGT   | 2009-10 | 135.00                      | 377.00   | 499.00   | 876.00   | 0.92                             | 2.38 | 3.00   | 2.69       | 146.26          | 158.74 | 166.33 | 325.95 |
| AMGT   | 2010-11 | 168.00                      | 374.00   | 440.00   | 814.00   | 1.01                             | 2.27 | 2.00   | 2.14       | 166.34          | 164.56 | 220.00 | 381.02 |
| AMGT   | 2011-12 | 181.00                      | 360.00   | 241.00   | 601.00   | 0.98                             | 1.22 | 1.44   | 1.33       | 184.69          | 295.89 | 166.85 | 451.69 |
| AUTO   | 2008-09 | 0.00                        | 0.00     | 1,589.00 | 1,589.00 | 0.00                             | 0.00 | 11.73  | 5.86       |                 |        | 135.46 | 270.93 |
| AUTO   | 2009-10 | 108.00                      | 1,147.00 | 1,279.00 | 2,426.00 | 1.17                             | 9.40 | 10.00  | 9.70       | 92.31           | 121.99 | 127.90 | 250.07 |
| AUTO   | 2010-11 | 132.00                      | 1,500.00 | 1,663.00 | 3,163.00 | 1.39                             | 9.00 | 10.00  | 9.50       | 94.96           | 166.67 | 166.30 | 332.95 |
| AUTO   | 2011-12 | 174.00                      | 1,510.00 | 1,572.00 | 3,082.00 | 1.58                             | 7.78 | 8.53   | 8.16       | 110.13          | 194.03 | 184.31 | 377.89 |
| <b><u>Construction Tech-Mgmt</u></b>         |         |                             |          |          |          |                                  |      |        |            |                 |        |        |        |
| BCTM   | 2008-09 | 0.00                        | 0.00     | 354.00   | 354.00   | 0.00                             | 0.00 | 1.93   | 0.97       |                 |        | 183.10 | 366.21 |
| BCTM   | 2009-10 | 0.00                        | 315.00   | 213.00   | 528.00   | 0.00                             | 1.39 | 1.12   | 1.25       | 226.64          | 190.66 | 421.21 |        |
| BCTM   | 2010-11 | 0.00                        | 282.00   | 189.00   | 471.00   | 0.00                             | 1.31 | 0.97   | 1.14       | 215.42          | 195.44 | 413.86 |        |
| BCTM   | 2011-12 | 0.00                        | 177.00   | 141.00   | 318.00   | 0.00                             | 0.91 | 0.99   | 0.95       | 194.70          | 141.95 | 334.31 |        |
| CETM   | 2008-09 | 0.00                        | 0.00     | 135.00   | 135.00   | 0.00                             | 0.00 | 0.60   | 0.30       |                 |        | 225.71 | 451.41 |

# FERRIS STATE UNIVERSITY

## Student Credit Hours (SCH), Full Time Equated Faculty (FTEF) and SCH/FTEF Aggregated by Course Prefix within College and Department

| Prefix                                       | Year    | <u>Student Credit Hours</u> |          |          |          | <u>Full Time Equated Faculty</u> |       |        |            | <u>SCH/FTEF</u> |        |        |        |
|--|---------|-----------------------------|----------|----------|----------|----------------------------------|-------|--------|------------|-----------------|--------|--------|--------|
|  |         | Summer                      | Fall     | Spring   | F + SP   | Summer                           | Fall  | Spring | Avg F + SP | Summer          | Fall   | Spring | F + SP |
| <b><u>Coll of Engineering Technology</u></b> |         |                             |          |          |          |                                  |       |        |            |                 |        |        |        |
| <b><u>Construction Tech-Mgmt</u></b>         |         |                             |          |          |          |                                  |       |        |            |                 |        |        |        |
| CETM   | 2009-10 | 0.00                        | 177.00   | 143.00   | 320.00   | 0.00                             | 0.72  | 0.83   | 0.77       |                 | 246.80 | 172.65 | 414.12 |
| CETM   | 2010-11 | 0.00                        | 150.00   | 161.00   | 311.00   | 0.00                             | 0.54  | 0.78   | 0.66       |                 | 278.09 | 207.00 | 472.22 |
| CETM   | 2011-12 | 0.00                        | 96.00    | 84.00    | 180.00   | 0.00                             | 0.77  | 1.61   | 1.19       |                 | 124.24 | 52.30  | 151.34 |
| CONM   | 2008-09 | 0.00                        | 0.00     | 2,410.00 | 2,410.00 | 0.00                             | 0.00  | 10.71  | 5.36       |                 |        | 224.93 | 449.85 |
| CONM   | 2009-10 | 96.00                       | 2,263.00 | 2,229.00 | 4,492.00 | 0.52                             | 9.31  | 9.55   | 9.43       | 183.65          | 243.08 | 233.32 | 476.28 |
| CONM   | 2010-11 | 3.00                        | 2,059.00 | 1,877.00 | 3,936.00 | 0.20                             | 8.52  | 8.41   | 8.46       | 15.00           | 241.58 | 223.31 | 465.02 |
| CONM   | 2011-12 | 3.00                        | 1,834.00 | 1,556.00 | 3,390.00 | 0.00                             | 8.82  | 7.52   | 8.17       |                 | 207.98 | 206.81 | 414.89 |
| <b><u>EET-CNS</u></b>                        |         |                             |          |          |          |                                  |       |        |            |                 |        |        |        |
| ECNS   | 2008-09 | 0.00                        | 0.00     | 340.00   | 340.00   | 0.00                             | 0.00  | 2.47   | 1.24       |                 |        | 137.52 | 275.03 |
| ECNS   | 2009-10 | 0.00                        | 254.00   | 247.00   | 501.00   | 0.00                             | 1.38  | 2.16   | 1.77       |                 | 184.73 | 114.27 | 283.32 |
| ECNS   | 2010-11 | 0.00                        | 274.00   | 238.00   | 512.00   | 0.00                             | 1.30  | 1.71   | 1.50       |                 | 210.77 | 139.32 | 340.39 |
| ECNS   | 2011-12 | 0.00                        | 259.00   | 217.00   | 476.00   | 0.00                             | 2.00  | 1.42   | 1.71       |                 | 129.50 | 153.16 | 278.62 |
| EEET   | 2008-09 | 0.00                        | 0.00     | 994.00   | 994.00   | 0.00                             | 0.00  | 5.50   | 2.75       |                 |        | 180.81 | 361.61 |
| EEET   | 2009-10 | 88.00                       | 1,021.00 | 1,031.00 | 2,052.00 | 0.67                             | 6.52  | 5.90   | 6.21       | 131.34          | 156.48 | 174.79 | 330.34 |
| EEET   | 2010-11 | 85.00                       | 956.00   | 998.00   | 1,954.00 | 0.67                             | 5.60  | 5.29   | 5.45       | 126.87          | 170.71 | 188.60 | 358.81 |
| EEET   | 2011-12 | 112.00                      | 936.00   | 948.00   | 1,884.00 | 0.07                             | 4.93  | 6.01   | 5.47       | 1,600.00        | 189.91 | 157.65 | 344.37 |
| <b><u>Energy Systems</u></b>                 |         |                             |          |          |          |                                  |       |        |            |                 |        |        |        |
| ENGY   | 2011-12 | 0.00                        | 0.00     | 51.00    | 51.00    | 0.00                             | 0.00  | 0.21   | 0.11       |                 |        | 238.00 | 476.00 |
| <b><u>HVACR</u></b>                          |         |                             |          |          |          |                                  |       |        |            |                 |        |        |        |
| HVAC   | 2008-09 | 0.00                        | 0.00     | 1,481.00 | 1,481.00 | 0.00                             | 0.00  | 9.11   | 4.55       |                 |        | 162.57 | 325.14 |
| HVAC   | 2009-10 | 294.00                      | 1,962.00 | 1,690.00 | 3,652.00 | 2.87                             | 10.20 | 9.94   | 10.07      | 102.55          | 192.37 | 170.02 | 362.68 |
| HVAC   | 2010-11 | 365.00                      | 1,618.00 | 1,580.00 | 3,198.00 | 3.01                             | 8.31  | 9.23   | 8.77       | 121.26          | 194.78 | 171.17 | 364.71 |

# FERRIS STATE UNIVERSITY

## Student Credit Hours (SCH), Full Time Equated Faculty (FTEF) and SCH/FTEF Aggregated by Course Prefix within College and Department

| Prefix                                       | Year    | <u>Student Credit Hours</u> |          |          |          | <u>Full Time Equated Faculty</u> |      |        |            | <u>SCH/FTEF</u> |        |        |        |
|--|---------|-----------------------------|----------|----------|----------|----------------------------------|------|--------|------------|-----------------|--------|--------|--------|
|  |         | Summer                      | Fall     | Spring   | F + SP   | Summer                           | Fall | Spring | Avg F + SP | Summer          | Fall   | Spring | F + SP |
| <b><u>Coll of Engineering Technology</u></b> |         |                             |          |          |          |                                  |      |        |            |                 |        |        |        |
| <b><u>HVACR</u></b>                          |         |                             |          |          |          |                                  |      |        |            |                 |        |        |        |
| HVAC   | 2011-12 | 382.00                      | 1,631.00 | 1,608.00 | 3,239.00 | 2.17                             | 9.51 | 10.50  | 10.01      | 176.04          | 171.50 | 153.14 | 323.74 |
| <b><u>Heavy Equipment</u></b>                |         |                             |          |          |          |                                  |      |        |            |                 |        |        |        |
| HEQT   | 2008-09 | 0.00                        | 0.00     | 618.00   | 618.00   | 0.00                             | 0.00 | 3.84   | 1.92       |                 |        | 161.11 | 322.22 |
| HEQT   | 2009-10 | 112.00                      | 670.00   | 550.00   | 1,220.00 | 1.34                             | 4.07 | 2.73   | 3.40       | 83.58           | 164.48 | 201.13 | 358.40 |
| HEQT   | 2010-11 | 88.00                       | 609.00   | 525.00   | 1,134.00 | 0.67                             | 2.65 | 1.73   | 2.19       | 131.34          | 230.19 | 302.81 | 517.87 |
| HEQT   | 2011-12 | 116.00                      | 798.00   | 616.00   | 1,414.00 | 0.97                             | 3.23 | 2.57   | 2.90       | 119.59          | 247.28 | 240.02 | 488.13 |
| HSET   | 2008-09 | 0.00                        | 0.00     | 268.00   | 268.00   | 0.00                             | 0.00 | 1.43   | 0.72       |                 |        | 186.88 | 373.76 |
| HSET   | 2009-10 | 64.00                       | 148.00   | 188.00   | 336.00   | 0.67                             | 0.80 | 1.17   | 0.99       | 95.52           | 184.63 | 160.55 | 340.68 |
| HSET   | 2010-11 | 84.00                       | 164.00   | 252.00   | 416.00   | 0.67                             | 0.81 | 1.27   | 1.04       | 125.37          | 202.76 | 199.02 | 400.95 |
| HSET   | 2011-12 | 56.00                       | 168.00   | 244.00   | 412.00   | 0.97                             | 0.92 | 0.89   | 0.91       | 57.73           | 182.51 | 273.28 | 454.41 |
| <b><u>Manufacturing Eng Tech</u></b>         |         |                             |          |          |          |                                  |      |        |            |                 |        |        |        |
| MATL   | 2008-09 | 0.00                        | 0.00     | 300.00   | 300.00   | 0.00                             | 0.00 | 1.09   | 0.54       |                 |        | 275.23 | 550.46 |
| MATL   | 2009-10 | 0.00                        | 724.00   | 308.00   | 1,032.00 | 0.00                             | 2.00 | 1.12   | 1.56       |                 | 361.40 | 275.00 | 660.83 |
| MATL   | 2010-11 | 48.00                       | 674.00   | 312.00   | 986.00   | 0.25                             | 1.85 | 0.92   | 1.38       | 192.00          | 365.08 | 340.36 | 713.76 |
| MATL   | 2011-12 | 0.00                        | 713.00   | 304.00   | 1,017.00 | 0.00                             | 1.73 | 1.20   | 1.47       |                 | 411.63 | 253.33 | 693.69 |
| MFGE   | 2008-09 | 0.00                        | 0.00     | 1,195.00 | 1,195.00 | 0.00                             | 0.00 | 7.24   | 3.62       |                 |        | 165.02 | 330.03 |
| MFGE   | 2009-10 | 102.00                      | 1,226.00 | 1,267.00 | 2,493.00 | 0.84                             | 5.68 | 7.74   | 6.71       | 121.43          | 215.93 | 163.66 | 371.54 |
| MFGE   | 2010-11 | 186.00                      | 1,330.00 | 1,343.00 | 2,673.00 | 3.01                             | 5.68 | 7.14   | 6.41       | 61.79           | 234.30 | 188.17 | 417.22 |
| MFGE   | 2011-12 | 156.00                      | 1,214.00 | 1,018.00 | 2,232.00 | 2.14                             | 5.40 | 5.99   | 5.70       | 73.00           | 224.84 | 169.82 | 391.79 |
| MFGT   | 2008-09 | 0.00                        | 0.00     | 296.00   | 296.00   | 0.00                             | 0.00 | 3.46   | 1.73       |                 |        | 85.59  | 171.18 |
| MFGT   | 2009-10 | 4.00                        | 264.00   | 339.00   | 603.00   | 0.17                             | 3.24 | 3.20   | 3.22       | 23.53           | 81.51  | 105.89 | 187.26 |
| MFGT   | 2010-11 | 60.00                       | 279.00   | 305.00   | 584.00   | 0.39                             | 2.31 | 2.61   | 2.46       | 153.85          | 120.67 | 116.88 | 237.31 |
| MFGT   | 2011-12 | 44.00                       | 246.00   | 299.00   | 545.00   | 0.44                             | 1.64 | 2.21   | 1.92       | 100.00          | 149.67 | 135.57 | 283.18 |

# FERRIS STATE UNIVERSITY

## Student Credit Hours (SCH), Full Time Equated Faculty (FTEF) and SCH/FTEF Aggregated by Course Prefix within College and Department

| Prefix                                       | Year    | <u>Student Credit Hours</u> |        |        |          | <u>Full Time Equated Faculty</u> |      |        |            | <u>SCH/FTEF</u> |        |        |        |
|--|---------|-----------------------------|--------|--------|----------|----------------------------------|------|--------|------------|-----------------|--------|--------|--------|
|  |         | Summer                      | Fall   | Spring | F + SP   | Summer                           | Fall | Spring | Avg F + SP | Summer          | Fall   | Spring | F + SP |
| <b><u>Coll of Engineering Technology</u></b> |         |                             |        |        |          |                                  |      |        |            |                 |        |        |        |
| <b><u>Mechanical Design</u></b>              |         |                             |        |        |          |                                  |      |        |            |                 |        |        |        |
| CDTD   | 2008-09 | 0.00                        | 0.00   | 349.00 | 349.00   | 0.00                             | 0.00 | 3.01   | 1.51       |                 |        | 115.89 | 231.78 |
| CDTD   | 2009-10 | 0.00                        | 302.00 | 283.00 | 585.00   | 0.00                             | 2.21 | 3.00   | 2.60       | 136.79          | 94.33  | 224.66 |        |
| CDTD   | 2010-11 | 0.00                        | 277.00 | 322.00 | 599.00   | 0.00                             | 2.21 | 2.57   | 2.39       | 125.46          | 125.22 | 250.67 |        |
| CDTD   | 2011-12 | 0.00                        | 440.00 | 326.00 | 766.00   | 0.00                             | 1.41 | 2.00   | 1.70       | 313.03          | 163.00 | 449.85 |        |
| ETEC   | 2008-09 | 0.00                        | 0.00   | 144.00 | 144.00   | 0.00                             | 0.00 | 0.68   | 0.34       |                 |        | 212.21 | 424.42 |
| ETEC   | 2009-10 | 0.00                        | 288.00 | 45.00  | 333.00   | 0.00                             | 1.55 | 0.33   | 0.94       | 186.20          | 135.00 | 354.24 |        |
| ETEC   | 2010-11 | 0.00                        | 177.00 | 66.00  | 243.00   | 0.00                             | 0.95 | 0.43   | 0.69       | 186.06          | 154.00 | 352.21 |        |
| ETEC   | 2011-12 | 0.00                        | 252.00 | 138.00 | 390.00   | 0.00                             | 0.97 | 1.00   | 0.98       | 261.13          | 138.00 | 396.94 |        |
| MECH   | 2008-09 | 0.00                        | 0.00   | 894.00 | 894.00   | 0.00                             | 0.00 | 4.08   | 2.04       |                 |        | 219.12 | 438.24 |
| MECH   | 2009-10 | 56.00                       | 943.00 | 901.00 | 1,844.00 | 0.67                             | 3.68 | 3.11   | 3.40       | 83.58           | 256.00 | 289.71 | 542.86 |
| MECH   | 2010-11 | 36.00                       | 890.00 | 850.00 | 1,740.00 | 0.67                             | 3.42 | 4.00   | 3.71       | 53.73           | 260.49 | 212.50 | 469.21 |
| MECH   | 2011-12 | 96.00                       | 841.00 | 857.00 | 1,698.00 | 0.88                             | 3.12 | 3.50   | 3.31       | 109.09          | 269.84 | 245.16 | 513.58 |
| PDET   | 2008-09 | 0.00                        | 0.00   | 375.00 | 375.00   | 0.00                             | 0.00 | 2.23   | 1.11       |                 |        | 168.16 | 336.32 |
| PDET   | 2009-10 | 0.00                        | 362.00 | 299.00 | 661.00   | 0.00                             | 1.64 | 2.25   | 1.94       |                 | 221.22 | 132.89 | 340.16 |
| PDET   | 2010-11 | 0.00                        | 530.00 | 339.00 | 869.00   | 0.00                             | 2.00 | 2.00   | 2.00       |                 | 265.00 | 169.50 | 434.50 |
| PDET   | 2011-12 | 28.00                       | 470.00 | 411.00 | 881.00   | 0.17                             | 1.63 | 2.71   | 2.17       | 167.66          | 289.23 | 151.66 | 406.46 |
| <b><u>Plastics-Rubber</u></b>                |         |                             |        |        |          |                                  |      |        |            |                 |        |        |        |
| PLTS   | 2008-09 | 0.00                        | 0.00   | 769.00 | 769.00   | 0.00                             | 0.00 | 6.11   | 3.06       |                 |        | 125.86 | 251.72 |
| PLTS   | 2009-10 | 167.00                      | 639.00 | 768.00 | 1,407.00 | 1.34                             | 4.39 | 4.67   | 4.53       | 124.81          | 145.72 | 164.57 | 310.88 |
| PLTS   | 2010-11 | 206.00                      | 607.00 | 540.00 | 1,147.00 | 1.34                             | 4.34 | 3.34   | 3.84       | 153.73          | 139.75 | 161.79 | 298.66 |
| PLTS   | 2011-12 | 132.00                      | 499.00 | 369.00 | 868.00   | 1.11                             | 3.70 | 1.70   | 2.70       | 118.77          | 134.82 | 217.35 | 321.54 |
| PPET   | 2010-11 | 0.00                        | 0.00   | 228.00 | 228.00   | 0.00                             | 0.00 | 0.94   | 0.47       |                 |        | 243.83 | 487.67 |
| PPET   | 2011-12 | 116.00                      | 296.00 | 444.00 | 740.00   | 1.11                             | 2.03 | 2.58   | 2.30       | 104.37          | 145.57 | 172.43 | 321.16 |
| RUBR   | 2008-09 | 0.00                        | 0.00   | 48.00  | 48.00    | 0.00                             | 0.00 | 1.00   | 0.50       |                 |        | 48.00  | 96.00  |

# FERRIS STATE UNIVERSITY

## Student Credit Hours (SCH), Full Time Equated Faculty (FTEF) and SCH/FTEF Aggregated by Course Prefix within College and Department

| Prefix                                       | Year    | <u>Student Credit Hours</u> |        |        |        | <u>Full Time Equated Faculty</u> |      |        |            | <u>SCH/FTEF</u> |        |        |        |
|--|---------|-----------------------------|--------|--------|--------|----------------------------------|------|--------|------------|-----------------|--------|--------|--------|
|  |         | Summer                      | Fall   | Spring | F + SP | Summer                           | Fall | Spring | Avg F + SP | Summer          | Fall   | Spring | F + SP |
| <b><u>Coll of Engineering Technology</u></b> |         |                             |        |        |        |                                  |      |        |            |                 |        |        |        |
| <b><u>Plastics-Rubber</u></b>                |         |                             |        |        |        |                                  |      |        |            |                 |        |        |        |
| RUBR   | 2009-10 | 10.00                       | 86.00  | 82.00  | 168.00 | 0.67                             | 1.94 | 1.00   | 1.47       | 14.93           | 44.23  | 82.00  | 114.11 |
| RUBR   | 2010-11 | 38.00                       | 62.00  | 51.00  | 113.00 | 1.00                             | 1.36 | 1.73   | 1.55       | 38.00           | 45.47  | 29.53  | 73.12  |
| RUBR   | 2011-12 | 12.00                       | 52.00  | 36.00  | 88.00  | 0.21                             | 0.40 | 0.73   | 0.56       | 57.93           | 130.00 | 49.50  | 156.13 |
| <b><u>Printing-Imaging Tech Mgmt</u></b>     |         |                             |        |        |        |                                  |      |        |            |                 |        |        |        |
| NMPP   | 2008-09 | 0.00                        | 0.00   | 70.00  | 70.00  | 0.00                             | 0.00 | 0.59   | 0.29       |                 |        | 119.51 | 239.02 |
| NMPP   | 2009-10 | 0.00                        | 123.00 | 39.00  | 162.00 | 0.00                             | 0.94 | 0.48   | 0.71       |                 | 130.94 | 80.94  | 227.97 |
| NMPP   | 2010-11 | 0.00                        | 111.00 | 78.00  | 189.00 | 0.00                             | 1.33 | 0.65   | 0.99       |                 | 83.25  | 119.85 | 190.51 |
| NMPP   | 2011-12 | 0.00                        | 111.00 | 54.00  | 165.00 | 0.00                             | 0.75 | 0.55   | 0.65       |                 | 148.00 | 98.18  | 253.85 |
| PHOT   | 2008-09 | 0.00                        | 0.00   | 150.00 | 150.00 | 0.00                             | 0.00 | 0.60   | 0.30       |                 |        | 250.00 | 500.00 |
| PHOT   | 2009-10 | 51.00                       | 72.00  | 150.00 | 222.00 | 0.25                             | 0.33 | 0.46   | 0.40       | 204.00          | 216.00 | 325.00 | 558.58 |
| PHOT   | 2010-11 | 87.00                       | 78.00  | 303.00 | 381.00 | 0.66                             | 0.25 | 1.00   | 0.63       | 131.82          | 312.00 | 303.00 | 609.60 |
| PHOT   | 2011-12 | 87.00                       | 75.00  | 66.00  | 141.00 | 0.50                             | 0.30 | 0.30   | 0.30       | 174.00          | 250.00 | 220.00 | 470.00 |
| PMGT   | 2008-09 | 0.00                        | 0.00   | 131.00 | 131.00 | 0.00                             | 0.00 | 1.37   | 0.68       |                 |        | 95.85  | 191.71 |
| PMGT   | 2009-10 | 48.00                       | 74.00  | 47.00  | 121.00 | 0.67                             | 1.19 | 0.95   | 1.07       | 71.64           | 62.16  | 49.47  | 113.06 |
| PMGT   | 2010-11 | 48.00                       | 115.00 | 89.00  | 204.00 | 0.67                             | 0.97 | 1.03   | 1.00       | 71.64           | 118.97 | 86.75  | 204.75 |
| PMGT   | 2011-12 | 56.00                       | 163.00 | 109.00 | 272.00 | 0.59                             | 0.80 | 0.85   | 0.83       | 94.92           | 203.75 | 127.55 | 328.79 |
| PTEC   | 2008-09 | 0.00                        | 0.00   | 251.00 | 251.00 | 0.00                             | 0.00 | 2.11   | 1.06       |                 |        | 118.72 | 237.43 |
| PTEC   | 2009-10 | 0.00                        | 254.00 | 300.00 | 554.00 | 0.00                             | 2.06 | 2.11   | 2.08       |                 | 123.26 | 142.41 | 265.88 |
| PTEC   | 2010-11 | 0.00                        | 202.00 | 267.00 | 469.00 | 0.00                             | 2.09 | 2.32   | 2.21       |                 | 96.70  | 114.93 | 212.60 |
| PTEC   | 2011-12 | 0.00                        | 250.00 | 273.00 | 523.00 | 0.00                             | 1.30 | 1.74   | 1.52       |                 | 192.31 | 157.31 | 344.59 |
| <b><u>Surveying</u></b>                      |         |                             |        |        |        |                                  |      |        |            |                 |        |        |        |
| CENG   | 2008-09 | 0.00                        | 0.00   | 280.00 | 280.00 | 0.00                             | 0.00 | 1.54   | 0.77       |                 |        | 181.63 | 363.25 |
| CENG   | 2009-10 | 0.00                        | 74.00  | 328.00 | 402.00 | 0.00                             | 0.75 | 1.80   | 1.27       |                 | 98.67  | 182.59 | 315.75 |

# FERRIS STATE UNIVERSITY

## Student Credit Hours (SCH), Full Time Equated Faculty (FTEF) and SCH/FTEF Aggregated by Course Prefix within College and Department

| Prefix                                       | Year    | <u>Student Credit Hours</u> |          |          |          | <u>Full Time Equated Faculty</u> |      |        |            | <u>SCH/FTEF</u> |        |        |        |
|--|---------|-----------------------------|----------|----------|----------|----------------------------------|------|--------|------------|-----------------|--------|--------|--------|
|  |         | Summer                      | Fall     | Spring   | F + SP   | Summer                           | Fall | Spring | Avg F + SP | Summer          | Fall   | Spring | F + SP |
| <b><u>Coll of Engineering Technology</u></b> |         |                             |          |          |          |                                  |      |        |            |                 |        |        |        |
| <b><u>Surveying</u></b>                      |         |                             |          |          |          |                                  |      |        |            |                 |        |        |        |
| CENG   | 2010-11 | 0.00                        | 114.00   | 232.00   | 346.00   | 0.00                             | 0.56 | 0.93   | 0.75       |                 | 202.26 | 250.34 | 464.31 |
| CENG   | 2011-12 | 0.00                        | 62.00    | 228.00   | 290.00   | 0.00                             | 0.56 | 1.26   | 0.91       |                 | 110.00 | 180.43 | 317.41 |
| GISC   | 2008-09 | 0.00                        | 0.00     | 165.00   | 165.00   | 0.00                             | 0.00 | 1.00   | 0.50       |                 |        | 165.00 | 330.00 |
| GISC   | 2009-10 | 75.00                       | 198.00   | 225.00   | 423.00   | 1.25                             | 1.08 | 1.35   | 1.21       | 60.00           | 183.95 | 166.30 | 348.25 |
| GISC   | 2010-11 | 75.00                       | 162.00   | 153.00   | 315.00   | 0.50                             | 0.80 | 0.89   | 0.84       | 150.00          | 202.67 | 171.89 | 372.90 |
| GISC   | 2011-12 | 48.00                       | 204.00   | 90.00    | 294.00   | 0.53                             | 1.51 | 0.57   | 1.04       | 90.57           | 135.31 | 157.14 | 282.65 |
| SURE   | 2008-09 | 0.00                        | 0.00     | 643.00   | 643.00   | 0.00                             | 0.00 | 4.38   | 2.19       |                 |        | 146.72 | 293.45 |
| SURE   | 2009-10 | 0.00                        | 639.00   | 488.00   | 1,127.00 | 0.00                             | 4.35 | 3.11   | 3.73       |                 | 146.76 | 156.85 | 301.92 |
| SURE   | 2010-11 | 0.00                        | 530.00   | 625.00   | 1,155.00 | 0.00                             | 2.96 | 3.05   | 3.01       |                 | 178.93 | 204.77 | 384.09 |
| SURE   | 2011-12 | 0.00                        | 439.00   | 497.00   | 936.00   | 0.00                             | 2.41 | 2.88   | 2.65       |                 | 182.25 | 172.28 | 353.64 |
| <b><u>Welding Eng Tech</u></b>               |         |                             |          |          |          |                                  |      |        |            |                 |        |        |        |
| WELD   | 2008-09 | 0.00                        | 0.00     | 1,033.00 | 1,033.00 | 0.00                             | 0.00 | 5.97   | 2.98       |                 |        | 173.03 | 346.06 |
| WELD   | 2009-10 | 284.00                      | 1,325.00 | 966.00   | 2,291.00 | 1.78                             | 5.34 | 5.79   | 5.56       | 159.55          | 248.21 | 166.79 | 411.68 |
| WELD   | 2010-11 | 332.00                      | 1,659.00 | 1,169.00 | 2,828.00 | 2.05                             | 5.36 | 5.17   | 5.26       | 161.95          | 309.68 | 226.26 | 537.45 |
| WELD   | 2011-12 | 273.00                      | 1,469.00 | 1,107.00 | 2,576.00 | 2.40                             | 5.81 | 5.51   | 5.66       | 113.84          | 252.81 | 200.91 | 455.10 |

# FERRIS STATE UNIVERSITY

## Student Credit Hours (SCH), Full Time Equated Faculty (FTEF) and SCH/FTEF Aggregated by Course Prefix within College and Department

| Prefix                                       | Year    | <u>Student Credit Hours</u> |          |          |          | <u>Full Time Equated Faculty</u> |       |        |            | <u>SCH/FTEF</u> |        |        |        |
|--|---------|-----------------------------|----------|----------|----------|----------------------------------|-------|--------|------------|-----------------|--------|--------|--------|
|  |         | Summer                      | Fall     | Spring   | F + SP   | Summer                           | Fall  | Spring | Avg F + SP | Summer          | Fall   | Spring | F + SP |
| <b><u>College of Allied Health</u></b>       |         |                             |          |          |          |                                  |       |        |            |                 |        |        |        |
| <b><u>Clinical Lab-Resp Care-Hlth Ad</u></b> |         |                             |          |          |          |                                  |       |        |            |                 |        |        |        |
| CAHS   | 2007-08 | 0.00                        | 72.00    | 93.00    | 165.00   | 0.00                             | 0.50  | 0.50   | 0.50       |                 | 144.00 | 186.00 | 330.00 |
| CAHS   | 2008-09 | 0.00                        | 117.00   | 159.00   | 276.00   | 0.00                             | 0.50  | 0.75   | 0.63       |                 | 234.00 | 212.00 | 441.60 |
| CAHS   | 2009-10 | 39.00                       | 273.00   | 576.00   | 849.00   | 0.25                             | 0.90  | 2.44   | 1.67       | 156.00          | 303.33 | 235.58 | 507.62 |
| CAHS   | 2010-11 | 126.00                      | 456.00   | 754.00   | 1,210.00 | 0.83                             | 2.09  | 3.11   | 2.60       | 151.01          | 217.98 | 242.17 | 464.90 |
| CAHS   | 2011-12 | 155.00                      | 1,064.00 | 1,143.00 | 2,207.00 | 0.76                             | 3.96  | 4.60   | 4.28       | 204.04          | 269.00 | 248.39 | 515.83 |
| CCHS   | 2007-08 | 348.00                      | 1,430.00 | 1,206.00 | 2,636.00 | 1.30                             | 5.54  | 2.96   | 4.25       | 266.87          | 258.06 | 406.95 | 619.87 |
| CCHS   | 2008-09 | 463.00                      | 1,839.00 | 1,620.00 | 3,459.00 | 1.91                             | 5.14  | 4.51   | 4.82       | 242.41          | 358.06 | 358.93 | 716.94 |
| CCHS   | 2009-10 | 468.00                      | 1,857.00 | 2,341.00 | 4,198.00 | 2.60                             | 5.28  | 7.97   | 6.63       | 179.75          | 351.45 | 293.75 | 633.51 |
| CCHS   | 2010-11 | 545.00                      | 1,921.00 | 1,975.00 | 3,896.00 | 2.80                             | 5.46  | 5.38   | 5.42       | 194.54          | 351.99 | 366.79 | 718.68 |
| CCHS   | 2011-12 | 647.00                      | 2,358.00 | 2,180.00 | 4,538.00 | 2.63                             | 6.47  | 6.30   | 6.39       | 246.21          | 364.29 | 346.08 | 710.62 |
| CLLS   | 2007-08 | 354.00                      | 588.00   | 632.00   | 1,220.00 | 1.58                             | 3.09  | 3.33   | 3.21       | 223.77          | 190.60 | 189.85 | 380.42 |
| CLLS   | 2008-09 | 351.00                      | 604.00   | 611.00   | 1,215.00 | 1.65                             | 3.67  | 2.92   | 3.29       | 212.73          | 164.58 | 209.55 | 368.98 |
| CLLS   | 2009-10 | 407.00                      | 605.00   | 716.00   | 1,321.00 | 2.39                             | 3.58  | 3.29   | 3.43       | 170.29          | 169.04 | 217.59 | 384.60 |
| CLLS   | 2010-11 | 465.00                      | 656.00   | 651.00   | 1,307.00 | 2.31                             | 4.31  | 4.16   | 4.24       | 201.01          | 152.20 | 156.49 | 308.62 |
| CLLS   | 2011-12 | 328.00                      | 486.00   | 510.00   | 996.00   | 2.71                             | 3.33  | 3.07   | 3.20       | 121.03          | 145.95 | 166.16 | 311.28 |
| DMOL   | 2011-12 | 0.00                        | 14.00    | 12.00    | 26.00    | 0.00                             | 0.28  | 0.20   | 0.24       |                 | 50.00  | 61.54  | 109.47 |
| EHSM   | 2007-08 | 325.00                      | 554.00   | 393.00   | 947.00   | 1.80                             | 1.84  | 1.29   | 1.56       | 180.16          | 301.19 | 305.58 | 605.99 |
| EHSM   | 2008-09 | 328.00                      | 626.00   | 690.00   | 1,316.00 | 1.36                             | 2.28  | 2.21   | 2.25       | 241.37          | 274.14 | 311.92 | 585.46 |
| EHSM   | 2009-10 | 429.00                      | 714.00   | 0.00     | 714.00   | 2.06                             | 2.04  | 0.00   | 1.02       | 207.79          | 349.29 |        | 698.58 |
| HCSA   | 2007-08 | 929.00                      | 1,635.00 | 2,024.00 | 3,659.00 | 3.37                             | 5.56  | 6.31   | 5.94       | 276.08          | 293.99 | 320.76 | 616.43 |
| HCSA   | 2008-09 | 906.00                      | 1,914.00 | 2,050.00 | 3,964.00 | 4.01                             | 6.53  | 6.17   | 6.35       | 225.68          | 293.17 | 332.03 | 624.12 |
| HCSA   | 2009-10 | 1,259.00                    | 1,945.00 | 2,405.00 | 4,350.00 | 6.28                             | 6.80  | 8.78   | 7.79       | 200.34          | 286.17 | 273.97 | 558.58 |
| HCSA   | 2010-11 | 1,611.00                    | 2,390.00 | 2,657.00 | 5,047.00 | 9.58                             | 10.38 | 9.26   | 9.82       | 168.19          | 230.19 | 286.96 | 513.90 |
| HCSA   | 2011-12 | 1,478.00                    | 2,210.00 | 2,325.00 | 4,535.00 | 6.17                             | 7.98  | 9.59   | 8.78       | 239.36          | 277.01 | 242.40 | 516.23 |
| MRIS   | 2007-08 | 671.00                      | 1,209.00 | 1,269.00 | 2,478.00 | 4.68                             | 5.45  | 5.26   | 5.36       | 143.48          | 221.69 | 241.17 | 462.51 |

# FERRIS STATE UNIVERSITY

## Student Credit Hours (SCH), Full Time Equated Faculty (FTEF) and SCH/FTEF Aggregated by Course Prefix within College and Department

| Prefix                                       | Year    | <u>Student Credit Hours</u> |          |          |          | <u>Full Time Equated Faculty</u> |      |        |            | <u>SCH/FTEF</u> |        |        |        |
|--|---------|-----------------------------|----------|----------|----------|----------------------------------|------|--------|------------|-----------------|--------|--------|--------|
|  |         | Summer                      | Fall     | Spring   | F + SP   | Summer                           | Fall | Spring | Avg F + SP | Summer          | Fall   | Spring | F + SP |
| <b><u>College of Allied Health</u></b>       |         |                             |          |          |          |                                  |      |        |            |                 |        |        |        |
| <b><u>Clinical Lab-Resp Care-Hlth Ad</u></b> |         |                             |          |          |          |                                  |      |        |            |                 |        |        |        |
| MRIS   | 2008-09 | 595.00                      | 1,265.00 | 1,316.00 | 2,581.00 | 4.35                             | 5.28 | 5.28   | 5.28       | 136.71          | 239.57 | 249.24 | 488.81 |
| MRIS   | 2009-10 | 627.00                      | 1,587.00 | 1,669.00 | 3,256.00 | 5.28                             | 6.30 | 6.26   | 6.28       | 118.75          | 251.92 | 266.61 | 518.48 |
| MRIS   | 2010-11 | 805.00                      | 1,678.00 | 1,835.00 | 3,513.00 | 7.94                             | 7.59 | 5.59   | 6.59       | 101.45          | 221.16 | 328.22 | 533.16 |
| MRIS   | 2011-12 | 933.00                      | 1,628.00 | 1,577.00 | 3,205.00 | 4.42                             | 6.26 | 6.71   | 6.49       | 211.07          | 260.07 | 234.92 | 494.12 |
| RESP   | 2007-08 | 1,020.00                    | 1,243.00 | 1,166.00 | 2,409.00 | 4.46                             | 6.71 | 6.37   | 6.54       | 228.44          | 185.15 | 183.05 | 368.25 |
| RESP   | 2008-09 | 1,155.00                    | 1,202.00 | 1,204.00 | 2,406.00 | 4.48                             | 5.95 | 5.89   | 5.92       | 258.08          | 202.13 | 204.50 | 406.62 |
| RESP   | 2009-10 | 1,093.00                    | 1,591.00 | 1,452.00 | 3,043.00 | 5.51                             | 4.99 | 5.93   | 5.46       | 198.37          | 318.77 | 244.77 | 557.17 |
| RESP   | 2010-11 | 1,211.00                    | 1,936.00 | 1,258.00 | 3,194.00 | 6.58                             | 7.19 | 5.64   | 6.41       | 184.14          | 269.26 | 223.21 | 498.05 |
| RESP   | 2011-12 | 721.00                      | 1,140.00 | 758.00   | 1,898.00 | 2.76                             | 4.18 | 2.40   | 3.29       | 261.23          | 272.71 | 315.83 | 576.87 |
| <b><u>Dental Hygiene-Medical Imaging</u></b> |         |                             |          |          |          |                                  |      |        |            |                 |        |        |        |
| DHYG   | 2007-08 | 0.00                        | 1,358.00 | 1,344.00 | 2,702.00 | 0.00                             | 5.17 | 5.00   | 5.08       |                 | 262.67 | 268.80 | 531.37 |
| DHYG   | 2008-09 | 0.00                        | 1,540.00 | 1,449.00 | 2,989.00 | 0.00                             | 5.00 | 6.46   | 5.73       |                 | 308.00 | 224.30 | 521.64 |
| DHYG   | 2009-10 | 80.00                       | 1,587.00 | 1,477.00 | 3,064.00 | 0.50                             | 6.19 | 7.38   | 6.79       | 159.71          | 256.38 | 200.14 | 451.58 |
| DHYG   | 2010-11 | 180.00                      | 1,405.00 | 1,250.00 | 2,655.00 | 0.90                             | 7.03 | 6.30   | 6.66       | 200.00          | 199.86 | 198.41 | 398.35 |
| DHYG   | 2011-12 | 114.00                      | 1,332.00 | 1,174.00 | 2,506.00 | 0.99                             | 6.70 | 6.28   | 6.49       | 115.15          | 198.89 | 186.94 | 386.21 |
| NUCM   | 2007-08 | 189.00                      | 756.00   | 601.00   | 1,357.00 | 0.88                             | 2.25 | 2.85   | 2.55       | 214.49          | 336.00 | 210.88 | 532.16 |
| NUCM   | 2008-09 | 185.00                      | 832.00   | 728.00   | 1,560.00 | 1.80                             | 2.77 | 3.01   | 2.89       | 102.78          | 300.44 | 241.70 | 539.68 |
| NUCM   | 2009-10 | 295.00                      | 709.00   | 703.00   | 1,412.00 | 2.42                             | 2.71 | 3.44   | 3.08       | 121.90          | 261.52 | 204.36 | 459.10 |
| NUCM   | 2010-11 | 603.00                      | 794.00   | 811.00   | 1,605.00 | 3.10                             | 3.13 | 3.78   | 3.45       | 194.52          | 253.85 | 214.55 | 464.69 |
| NUCM   | 2011-12 | 747.00                      | 827.00   | 852.00   | 1,679.00 | 2.99                             | 2.81 | 3.00   | 2.90       | 249.83          | 294.04 | 284.32 | 578.05 |
| RADI   | 2007-08 | 682.00                      | 1,129.00 | 1,039.00 | 2,168.00 | 1.83                             | 2.00 | 2.78   | 2.39       | 372.92          | 564.50 | 373.74 | 907.11 |
| RADI   | 2008-09 | 681.00                      | 1,059.00 | 1,002.00 | 2,061.00 | 2.00                             | 3.23 | 3.56   | 3.40       | 340.50          | 327.86 | 281.46 | 607.07 |
| RADI   | 2009-10 | 693.00                      | 1,023.00 | 984.00   | 2,007.00 | 2.74                             | 3.26 | 3.28   | 3.27       | 252.92          | 314.29 | 300.00 | 614.23 |
| RADI   | 2010-11 | 689.00                      | 1,056.00 | 975.00   | 2,031.00 | 2.71                             | 3.11 | 3.10   | 3.11       | 254.24          | 339.00 | 314.52 | 653.58 |
| RADI   | 2011-12 | 672.00                      | 948.00   | 915.00   | 1,863.00 | 2.03                             | 3.29 | 3.27   | 3.28       | 331.03          | 288.15 | 279.82 | 567.99 |



# FERRIS STATE UNIVERSITY

## Student Credit Hours (SCH), Full Time Equated Faculty (FTEF) and SCH/FTEF Aggregated by Course Prefix within College and Department

| Prefix                                       | Year    | <u>Student Credit Hours</u> |          |          |          | <u>Full Time Equated Faculty</u> |       |        |            | <u>SCH/FTEF</u> |        |        |        |
|--|---------|-----------------------------|----------|----------|----------|----------------------------------|-------|--------|------------|-----------------|--------|--------|--------|
|  |         | Summer                      | Fall     | Spring   | F + SP   | Summer                           | Fall  | Spring | Avg F + SP | Summer          | Fall   | Spring | F + SP |
| <b><u>College of Allied Health</u></b>       |         |                             |          |          |          |                                  |       |        |            |                 |        |        |        |
| <b><u>Dental Hygiene-Medical Imaging</u></b> |         |                             |          |          |          |                                  |       |        |            |                 |        |        |        |
| SONO   | 2007-08 | 243.00                      | 324.00   | 316.00   | 640.00   | 1.29                             | 1.65  | 1.88   | 1.77       | 187.89          | 195.82 | 167.88 | 361.90 |
| SONO   | 2008-09 | 288.00                      | 312.00   | 322.00   | 634.00   | 1.49                             | 1.22  | 2.00   | 1.61       | 193.84          | 255.18 | 161.00 | 393.46 |
| SONO   | 2009-10 | 289.00                      | 384.00   | 368.00   | 752.00   | 1.56                             | 1.63  | 2.00   | 1.81       | 185.65          | 235.79 | 184.00 | 414.49 |
| SONO   | 2010-11 | 343.00                      | 366.00   | 412.00   | 778.00   | 1.35                             | 1.56  | 2.13   | 1.85       | 254.07          | 233.88 | 193.43 | 421.12 |
| SONO   | 2011-12 | 362.00                      | 408.00   | 429.00   | 837.00   | 1.54                             | 2.06  | 2.22   | 2.14       | 235.06          | 198.06 | 193.24 | 391.12 |
| <b><u>School of Nursing</u></b>              |         |                             |          |          |          |                                  |       |        |            |                 |        |        |        |
| NURS   | 2007-08 | 378.00                      | 2,237.00 | 2,658.00 | 4,895.00 | 3.36                             | 9.18  | 11.12  | 10.15      | 112.44          | 243.65 | 239.03 | 482.24 |
| NURS   | 2008-09 | 986.00                      | 3,307.00 | 2,851.00 | 6,158.00 | 4.82                             | 15.18 | 13.61  | 14.39      | 204.42          | 217.81 | 209.54 | 427.81 |
| NURS   | 2009-10 | 938.00                      | 3,711.00 | 3,737.00 | 7,448.00 | 5.78                             | 16.39 | 17.25  | 16.82      | 162.19          | 226.36 | 216.67 | 442.79 |
| NURS   | 2010-11 | 2,018.00                    | 4,154.00 | 3,255.00 | 7,409.00 | 12.70                            | 20.03 | 16.38  | 18.21      | 158.93          | 207.37 | 198.72 | 406.96 |
| NURS   | 2011-12 | 2,397.00                    | 3,931.00 | 4,328.00 | 8,259.00 | 14.06                            | 17.10 | 20.41  | 18.76      | 170.51          | 229.82 | 212.05 | 440.31 |

# FERRIS STATE UNIVERSITY

## Student Credit Hours (SCH), Full Time Equated Faculty (FTEF) and SCH/FTEF Aggregated by Course Prefix within College and Department

| Prefix                                     | Year    | <u>Student Credit Hours</u> |          |          |           | <u>Full Time Equated Faculty</u> |       |        |            | <u>SCH/FTEF</u> |        |        |        |
|--|---------|-----------------------------|----------|----------|-----------|----------------------------------|-------|--------|------------|-----------------|--------|--------|--------|
|  |         | Summer                      | Fall     | Spring   | F + SP    | Summer                           | Fall  | Spring | Avg F + SP | Summer          | Fall   | Spring | F + SP |
| <b><u>College of Arts and Sciences</u></b> |         |                             |          |          |           |                                  |       |        |            |                 |        |        |        |
| <b><u>Biology</u></b>                      |         |                             |          |          |           |                                  |       |        |            |                 |        |        |        |
| BIOL                                       | 2007-08 | 1,833.00                    | 9,198.00 | 8,019.00 | 17,217.00 | 9.67                             | 27.74 | 26.27  | 27.00      | 189.48          | 331.57 | 305.27 | 637.55 |
| BIOL                                       | 2008-09 | 2,070.00                    | 9,107.00 | 8,200.00 | 17,307.00 | 10.72                            | 24.89 | 24.37  | 24.63      | 193.13          | 365.93 | 336.53 | 702.77 |
| BIOL                                       | 2009-10 | 2,140.00                    | 8,462.00 | 7,331.00 | 15,793.00 | 9.44                             | 28.57 | 26.67  | 27.62      | 226.65          | 296.23 | 274.84 | 571.80 |
| BIOL                                       | 2010-11 | 1,214.00                    | 7,903.00 | 7,845.00 | 15,748.00 | 7.81                             | 23.35 | 23.73  | 23.54      | 155.42          | 338.52 | 330.66 | 669.11 |
| BIOL                                       | 2011-12 | 1,454.00                    | 8,142.00 | 7,866.00 | 16,008.00 | 9.11                             | 25.93 | 29.70  | 27.82      | 159.67          | 313.99 | 264.85 | 575.51 |
| HORT                                       | 2007-08 | 46.00                       | 248.00   | 190.00   | 438.00    | 0.60                             | 2.39  | 1.95   | 2.17       | 76.03           | 103.77 | 97.44  | 201.84 |
| HORT                                       | 2008-09 | 71.00                       | 263.00   | 150.00   | 413.00    | 0.71                             | 2.01  | 1.40   | 1.71       | 100.35          | 130.75 | 107.14 | 242.13 |
| HORT                                       | 2009-10 | 73.00                       | 225.00   | 131.00   | 356.00    | 0.73                             | 2.28  | 1.95   | 2.12       | 100.52          | 98.68  | 67.18  | 168.32 |
| HORT                                       | 2010-11 | 64.00                       | 155.00   | 145.00   | 300.00    | 0.72                             | 1.84  | 1.40   | 1.62       | 89.10           | 84.24  | 103.57 | 185.19 |
| HORT                                       | 2011-12 | 78.00                       | 64.00    | 3.00     | 67.00     | 0.80                             | 0.69  | 0.00   | 0.34       | 97.43           | 92.75  |        | 194.20 |
| INBI                                       | 2007-08 | 0.00                        | 60.00    | 0.00     | 60.00     | 0.00                             | 0.57  | 0.00   | 0.29       |                 | 105.00 |        | 210.00 |
| INBI                                       | 2008-09 | 52.00                       | 64.00    | 0.00     | 64.00     | 0.39                             | 0.57  | 0.00   | 0.29       | 131.88          | 112.00 |        | 224.00 |
| INBI                                       | 2009-10 | 0.00                        | 76.00    | 0.00     | 76.00     | 0.00                             | 0.69  | 0.00   | 0.34       |                 | 110.14 |        | 220.29 |
| INBI                                       | 2010-11 | 0.00                        | 112.00   | 0.00     | 112.00    | 0.00                             | 0.63  | 0.00   | 0.31       |                 | 179.20 |        | 358.40 |
| INBI                                       | 2011-12 | 0.00                        | 128.00   | 0.00     | 128.00    | 0.00                             | 1.13  | 0.00   | 0.56       |                 | 113.27 |        | 226.55 |
| <b><u>College of Arts and Sciences</u></b> |         |                             |          |          |           |                                  |       |        |            |                 |        |        |        |
| COAS                                       | 2009-10 | 0.00                        | 48.00    | 0.00     | 48.00     | 0.00                             | 0.25  | 0.00   | 0.13       |                 | 192.00 |        | 384.00 |
| COAS                                       | 2010-11 | 0.00                        | 167.00   | 84.00    | 251.00    | 0.00                             | 0.88  | 0.43   | 0.66       |                 | 189.82 | 193.57 | 382.11 |
| COAS                                       | 2011-12 | 78.00                       | 117.00   | 116.00   | 233.00    | 0.19                             | 0.17  | 0.34   | 0.26       | 415.67          | 688.24 | 341.18 | 913.73 |
| <b><u>Humanities</u></b>                   |         |                             |          |          |           |                                  |       |        |            |                 |        |        |        |
| AFAM                                       | 2007-08 | 0.00                        | 66.00    | 0.00     | 66.00     | 0.00                             | 0.42  | 0.00   | 0.21       |                 | 157.14 |        | 314.29 |
| AFAM                                       | 2008-09 | 0.00                        | 93.00    | 0.00     | 93.00     | 0.00                             | 0.25  | 0.00   | 0.13       |                 | 372.00 |        | 744.00 |
| AFAM                                       | 2009-10 | 0.00                        | 102.00   | 0.00     | 102.00    | 0.00                             | 0.42  | 0.00   | 0.21       |                 | 242.86 |        | 485.71 |

# FERRIS STATE UNIVERSITY

## Student Credit Hours (SCH), Full Time Equated Faculty (FTEF) and SCH/FTEF Aggregated by Course Prefix within College and Department

| Prefix                              | Year    | <u>Student Credit Hours</u> |          |          |          | <u>Full Time Equated Faculty</u> |       |        |            | <u>SCH/FTEF</u> |        |        |          |
|-------------------------------------|---------|-----------------------------|----------|----------|----------|----------------------------------|-------|--------|------------|-----------------|--------|--------|----------|
|                                     |         | Summer                      | Fall     | Spring   | F + SP   | Summer                           | Fall  | Spring | Avg F + SP | Summer          | Fall   | Spring | F + SP   |
| <u>College of Arts and Sciences</u> |         |                             |          |          |          |                                  |       |        |            |                 |        |        |          |
| <u>Humanities</u>                   |         |                             |          |          |          |                                  |       |        |            |                 |        |        |          |
| AFAM                                | 2010-11 | 0.00                        | 99.00    | 0.00     | 99.00    | 0.00                             | 0.25  | 0.00   | 0.13       |                 | 396.00 |        | 792.00   |
| AFAM                                | 2011-12 | 0.00                        | 105.00   | 0.00     | 105.00   | 0.00                             | 0.25  | 0.00   | 0.13       |                 | 420.00 |        | 840.00   |
| ARTH                                | 2007-08 | 108.00                      | 267.00   | 468.00   | 735.00   | 0.50                             | 0.75  | 0.89   | 0.82       | 216.00          | 356.00 | 524.16 | 894.78   |
| ARTH                                | 2008-09 | 102.00                      | 273.00   | 354.00   | 627.00   | 0.33                             | 0.75  | 0.75   | 0.75       | 306.00          | 364.00 | 472.00 | 836.00   |
| ARTH                                | 2009-10 | 81.00                       | 345.00   | 552.00   | 897.00   | 0.25                             | 0.75  | 1.00   | 0.88       | 324.00          | 460.00 | 552.00 | 1,025.14 |
| ARTH                                | 2010-11 | 72.00                       | 363.00   | 513.00   | 876.00   | 0.50                             | 1.00  | 1.00   | 1.00       | 144.00          | 363.00 | 513.00 | 876.00   |
| ARTH                                | 2011-12 | 96.00                       | 336.00   | 438.00   | 774.00   | 0.50                             | 1.25  | 1.08   | 1.17       | 192.00          | 268.80 | 404.31 | 663.43   |
| ARTS                                | 2007-08 | 3.00                        | 475.00   | 561.00   | 1,036.00 | 0.00                             | 2.00  | 2.00   | 2.00       |                 | 237.50 | 280.50 | 518.00   |
| ARTS                                | 2008-09 | 0.00                        | 455.00   | 552.00   | 1,007.00 | 0.00                             | 2.00  | 2.00   | 2.00       |                 | 227.50 | 276.00 | 503.50   |
| ARTS                                | 2009-10 | 0.00                        | 484.00   | 558.00   | 1,042.00 | 0.00                             | 2.00  | 2.00   | 2.00       |                 | 242.00 | 279.00 | 521.00   |
| ARTS                                | 2010-11 | 0.00                        | 630.00   | 642.00   | 1,272.00 | 0.00                             | 2.20  | 2.15   | 2.18       |                 | 285.93 | 298.60 | 584.38   |
| ARTS                                | 2011-12 | 0.00                        | 641.00   | 651.00   | 1,292.00 | 0.00                             | 2.42  | 2.40   | 2.41       |                 | 265.31 | 271.25 | 536.54   |
| COMH                                | 2007-08 | 0.00                        | 633.00   | 0.00     | 633.00   | 0.00                             | 2.25  | 0.00   | 1.13       |                 | 281.33 |        | 562.67   |
| COMH                                | 2008-09 | 0.00                        | 414.00   | 270.00   | 684.00   | 0.00                             | 1.67  | 0.90   | 1.28       |                 | 248.40 | 300.00 | 532.99   |
| COMH                                | 2009-10 | 0.00                        | 492.00   | 111.00   | 603.00   | 0.00                             | 1.75  | 0.50   | 1.13       |                 | 281.14 | 222.00 | 536.00   |
| COMH                                | 2010-11 | 0.00                        | 480.00   | 129.00   | 609.00   | 0.00                             | 1.55  | 0.50   | 1.02       |                 | 310.41 | 258.00 | 595.21   |
| COMH                                | 2011-12 | 0.00                        | 894.00   | 171.00   | 1,065.00 | 0.00                             | 4.00  | 1.00   | 2.50       |                 | 223.50 | 171.00 | 426.00   |
| COMM                                | 2007-08 | 753.00                      | 4,585.00 | 4,316.00 | 8,901.00 | 3.58                             | 14.50 | 16.00  | 15.25      | 210.34          | 316.21 | 269.75 | 583.67   |
| COMM                                | 2008-09 | 796.00                      | 4,209.00 | 3,604.00 | 7,813.00 | 3.50                             | 14.83 | 12.85  | 13.84      | 227.43          | 283.75 | 280.47 | 564.46   |
| COMM                                | 2009-10 | 823.00                      | 4,032.00 | 3,752.00 | 7,784.00 | 4.00                             | 14.00 | 13.17  | 13.59      | 205.75          | 288.00 | 284.89 | 572.98   |
| COMM                                | 2010-11 | 848.00                      | 4,142.00 | 3,654.00 | 7,796.00 | 3.75                             | 13.62 | 12.50  | 13.06      | 226.13          | 304.18 | 292.32 | 597.01   |
| COMM                                | 2011-12 | 961.00                      | 3,912.00 | 3,900.00 | 7,812.00 | 4.40                             | 13.17 | 14.17  | 13.67      | 218.52          | 297.11 | 275.29 | 571.61   |
| FILM                                | 2007-08 | 69.00                       | 420.00   | 372.00   | 792.00   | 0.25                             | 1.00  | 0.75   | 0.88       | 276.00          | 420.00 | 496.00 | 905.14   |
| FILM                                | 2008-09 | 30.00                       | 372.00   | 252.00   | 624.00   | 0.08                             | 0.83  | 0.50   | 0.67       | 360.00          | 446.40 | 504.00 | 936.00   |
| FILM                                | 2009-10 | 72.00                       | 378.00   | 387.00   | 765.00   | 0.13                             | 0.83  | 0.75   | 0.79       | 576.00          | 453.60 | 516.00 | 966.32   |

# FERRIS STATE UNIVERSITY

## Student Credit Hours (SCH), Full Time Equated Faculty (FTEF) and SCH/FTEF Aggregated by Course Prefix within College and Department

| Prefix                                     | Year    | <u>Student Credit Hours</u> |          |          |          | <u>Full Time Equated Faculty</u> |      |        |            | <u>SCH/FTEF</u> |        |        |        |
|--|---------|-----------------------------|----------|----------|----------|----------------------------------|------|--------|------------|-----------------|--------|--------|--------|
|  |         | Summer                      | Fall     | Spring   | F + SP   | Summer                           | Fall | Spring | Avg F + SP | Summer          | Fall   | Spring | F + SP |
| <b><u>College of Arts and Sciences</u></b> |         |                             |          |          |          |                                  |      |        |            |                 |        |        |        |
| <b><u>Humanities</u></b>                   |         |                             |          |          |          |                                  |      |        |            |                 |        |        |        |
| FILM                                       | 2010-11 | 114.00                      | 231.00   | 189.00   | 420.00   | 0.25                             | 0.45 | 0.45   | 0.45       | 456.00          | 513.33 | 420.00 | 933.33 |
| FILM                                       | 2011-12 | 81.00                       | 300.00   | 216.00   | 516.00   | 0.25                             | 0.75 | 0.50   | 0.63       | 324.00          | 400.00 | 432.00 | 825.60 |
| HISH                                       | 2008-09 | 0.00                        | 69.00    | 42.00    | 111.00   | 0.00                             | 0.20 | 0.25   | 0.23       |                 | 345.00 | 168.00 | 493.33 |
| HISH                                       | 2009-10 | 0.00                        | 75.00    | 0.00     | 75.00    | 0.00                             | 0.33 | 0.00   | 0.17       |                 | 225.00 |        | 450.00 |
| HIST                                       | 2007-08 | 594.00                      | 2,454.00 | 2,358.00 | 4,812.00 | 2.50                             | 7.00 | 6.14   | 6.57       | 237.60          | 350.57 | 383.86 | 732.26 |
| HIST                                       | 2008-09 | 558.00                      | 2,514.00 | 2,463.00 | 4,977.00 | 1.75                             | 7.30 | 6.75   | 7.03       | 318.86          | 344.38 | 364.89 | 708.47 |
| HIST                                       | 2009-10 | 438.00                      | 2,325.00 | 2,280.00 | 4,605.00 | 1.00                             | 6.92 | 6.75   | 6.83       | 438.00          | 336.14 | 337.78 | 673.90 |
| HIST                                       | 2010-11 | 441.00                      | 2,211.00 | 2,514.00 | 4,725.00 | 0.75                             | 6.00 | 6.50   | 6.25       | 588.00          | 368.50 | 386.77 | 756.00 |
| HIST                                       | 2011-12 | 507.00                      | 2,091.00 | 2,367.00 | 4,458.00 | 1.75                             | 6.25 | 6.17   | 6.21       | 289.71          | 334.56 | 383.84 | 718.07 |
| HUMH                                       | 2007-08 | 0.00                        | 0.00     | 147.00   | 147.00   | 0.00                             | 0.00 | 0.64   | 0.32       |                 |        | 228.67 | 457.33 |
| HUMH                                       | 2008-09 | 0.00                        | 0.00     | 69.00    | 69.00    | 0.00                             | 0.00 | 0.25   | 0.13       |                 |        | 276.00 | 552.00 |
| HUMH                                       | 2009-10 | 0.00                        | 0.00     | 66.00    | 66.00    | 0.00                             | 0.00 | 0.25   | 0.13       |                 |        | 264.00 | 528.00 |
| HUMH                                       | 2011-12 | 0.00                        | 57.00    | 0.00     | 57.00    | 0.00                             | 0.25 | 0.00   | 0.13       |                 | 228.00 |        | 456.00 |
| HUMN                                       | 2007-08 | 66.00                       | 936.00   | 837.00   | 1,773.00 | 0.25                             | 2.00 | 2.07   | 2.04       | 264.00          | 468.00 | 404.07 | 870.95 |
| HUMN                                       | 2008-09 | 75.00                       | 675.00   | 1,110.00 | 1,785.00 | 0.50                             | 1.58 | 2.25   | 1.92       | 150.00          | 426.32 | 493.33 | 931.30 |
| HUMN                                       | 2009-10 | 183.00                      | 648.00   | 942.00   | 1,590.00 | 1.10                             | 1.15 | 2.25   | 1.70       | 166.36          | 563.48 | 418.67 | 935.29 |
| HUMN                                       | 2010-11 | 213.00                      | 864.00   | 912.00   | 1,776.00 | 1.45                             | 1.92 | 2.60   | 2.26       | 146.90          | 450.78 | 350.77 | 786.42 |
| HUMN                                       | 2011-12 | 264.00                      | 804.00   | 915.00   | 1,719.00 | 1.25                             | 2.50 | 2.61   | 2.55       | 211.20          | 321.60 | 350.57 | 672.80 |
| MUSI                                       | 2007-08 | 102.00                      | 1,409.00 | 1,504.00 | 2,913.00 | 0.59                             | 5.44 | 5.30   | 5.37       | 172.88          | 258.88 | 283.77 | 542.32 |
| MUSI                                       | 2008-09 | 68.00                       | 1,325.00 | 1,382.00 | 2,707.00 | 0.50                             | 5.35 | 5.30   | 5.33       | 136.00          | 247.54 | 260.75 | 508.23 |
| MUSI                                       | 2009-10 | 19.00                       | 1,198.00 | 1,334.00 | 2,532.00 | 0.33                             | 5.35 | 5.30   | 5.33       | 57.58           | 223.81 | 251.70 | 475.37 |
| MUSI                                       | 2010-11 | 1.00                        | 1,470.00 | 1,193.00 | 2,663.00 | 0.25                             | 5.35 | 5.30   | 5.33       | 4.00            | 274.63 | 225.09 | 499.97 |
| MUSI                                       | 2011-12 | 26.00                       | 1,459.00 | 1,334.00 | 2,793.00 | 0.16                             | 5.35 | 5.30   | 5.33       | 159.51          | 272.57 | 251.70 | 524.37 |
| PHIH                                       | 2007-08 | 0.00                        | 129.00   | 0.00     | 129.00   | 0.00                             | 0.50 | 0.00   | 0.25       |                 | 258.00 |        | 516.00 |
| PHIH                                       | 2008-09 | 0.00                        | 57.00    | 0.00     | 57.00    | 0.00                             | 0.25 | 0.00   | 0.13       |                 | 228.00 |        | 456.00 |

# FERRIS STATE UNIVERSITY

## Student Credit Hours (SCH), Full Time Equated Faculty (FTEF) and SCH/FTEF Aggregated by Course Prefix within College and Department

| Prefix                              | Year    | <u>Student Credit Hours</u> |        |        |          | <u>Full Time Equated Faculty</u> |      |        |            | <u>SCH/FTEF</u> |        |        |        |
|-------------------------------------|---------|-----------------------------|--------|--------|----------|----------------------------------|------|--------|------------|-----------------|--------|--------|--------|
|                                     |         | Summer                      | Fall   | Spring | F + SP   | Summer                           | Fall | Spring | Avg F + SP | Summer          | Fall   | Spring | F + SP |
| <u>College of Arts and Sciences</u> |         |                             |        |        |          |                                  |      |        |            |                 |        |        |        |
| <u>Humanities</u>                   |         |                             |        |        |          |                                  |      |        |            |                 |        |        |        |
| PHIH                                | 2009-10 | 0.00                        | 0.00   | 78.00  | 78.00    | 0.00                             | 0.00 | 0.25   | 0.13       |                 |        | 312.00 | 624.00 |
| PHIH                                | 2010-11 | 0.00                        | 0.00   | 66.00  | 66.00    | 0.00                             | 0.00 | 0.25   | 0.13       |                 |        | 264.00 | 528.00 |
| PHIH                                | 2011-12 | 0.00                        | 129.00 | 0.00   | 129.00   | 0.00                             | 0.50 | 0.00   | 0.25       |                 | 258.00 |        | 516.00 |
| PHIL                                | 2007-08 | 60.00                       | 657.00 | 816.00 | 1,473.00 | 0.50                             | 2.25 | 2.75   | 2.50       | 120.00          | 292.00 | 296.73 | 589.20 |
| PHIL                                | 2008-09 | 252.00                      | 477.00 | 789.00 | 1,266.00 | 1.15                             | 1.58 | 2.75   | 2.17       | 219.93          | 301.26 | 286.91 | 584.31 |
| PHIL                                | 2009-10 | 149.00                      | 858.00 | 645.00 | 1,503.00 | 0.57                             | 3.13 | 2.29   | 2.71       | 259.13          | 274.32 | 282.19 | 555.28 |
| PHIL                                | 2010-11 | 210.00                      | 921.00 | 924.00 | 1,845.00 | 0.70                             | 3.00 | 3.25   | 3.12       | 300.00          | 307.00 | 284.31 | 590.40 |
| PHIL                                | 2011-12 | 228.00                      | 879.00 | 996.00 | 1,875.00 | 1.00                             | 3.38 | 3.81   | 3.59       | 228.00          | 260.44 | 261.25 | 521.74 |
| RELG                                | 2007-08 | 0.00                        | 207.00 | 327.00 | 534.00   | 0.00                             | 0.75 | 1.00   | 0.88       |                 | 276.00 | 327.00 | 610.29 |
| RELG                                | 2008-09 | 75.00                       | 213.00 | 276.00 | 489.00   | 0.19                             | 0.75 | 1.25   | 1.00       | 400.00          | 284.00 | 220.80 | 489.00 |
| RELG                                | 2009-10 | 255.00                      | 282.00 | 396.00 | 678.00   | 0.70                             | 0.92 | 1.50   | 1.21       | 364.29          | 307.64 | 264.00 | 561.10 |
| RELG                                | 2010-11 | 306.00                      | 270.00 | 387.00 | 657.00   | 1.10                             | 1.05 | 1.30   | 1.18       | 278.18          | 257.14 | 297.69 | 559.15 |
| RELG                                | 2011-12 | 276.00                      | 225.00 | 330.00 | 555.00   | 1.25                             | 0.75 | 1.00   | 0.88       | 220.80          | 300.00 | 330.00 | 634.29 |
| RELH                                | 2008-09 | 0.00                        | 57.00  | 0.00   | 57.00    | 0.00                             | 0.25 | 0.00   | 0.13       |                 | 228.00 |        | 456.00 |
| RELH                                | 2011-12 | 0.00                        | 0.00   | 66.00  | 66.00    | 0.00                             | 0.00 | 0.25   | 0.13       |                 |        | 264.00 | 528.00 |
| THTH                                | 2009-10 | 0.00                        | 0.00   | 54.00  | 54.00    | 0.00                             | 0.00 | 0.43   | 0.21       |                 |        | 126.00 | 252.00 |
| THTH                                | 2010-11 | 0.00                        | 69.00  | 42.00  | 111.00   | 0.00                             | 0.25 | 0.33   | 0.29       |                 | 276.00 | 126.00 | 380.57 |
| THTH                                | 2011-12 | 0.00                        | 0.00   | 48.00  | 48.00    | 0.00                             | 0.00 | 0.33   | 0.17       |                 |        | 144.00 | 288.00 |
| THTR                                | 2007-08 | 0.00                        | 197.00 | 238.00 | 435.00   | 0.00                             | 2.00 | 2.00   | 2.00       |                 | 98.50  | 119.00 | 217.50 |
| THTR                                | 2008-09 | 33.00                       | 195.00 | 195.00 | 390.00   | 0.25                             | 2.17 | 2.00   | 2.08       | 132.00          | 90.03  | 97.50  | 187.23 |
| THTR                                | 2009-10 | 0.00                        | 128.00 | 124.00 | 252.00   | 0.00                             | 2.00 | 1.57   | 1.79       |                 | 64.00  | 78.91  | 141.12 |
| THTR                                | 2010-11 | 18.00                       | 131.00 | 77.00  | 208.00   | 0.25                             | 2.25 | 0.92   | 1.58       | 72.00           | 58.22  | 84.00  | 131.37 |
| THTR                                | 2011-12 | 0.00                        | 156.00 | 123.00 | 279.00   | 0.00                             | 2.00 | 1.67   | 1.83       |                 | 78.00  | 73.80  | 152.18 |
| WGST                                | 2008-09 | 0.00                        | 0.00   | 105.00 | 105.00   | 0.00                             | 0.00 | 0.00   | 0.00       |                 |        |        |        |
| WGST                                | 2009-10 | 0.00                        | 0.00   | 135.00 | 135.00   | 0.00                             | 0.00 | 0.00   | 0.00       |                 |        |        |        |

# FERRIS STATE UNIVERSITY

## Student Credit Hours (SCH), Full Time Equated Faculty (FTEF) and SCH/FTEF Aggregated by Course Prefix within College and Department

| Prefix                                     | Year    | <u>Student Credit Hours</u> |          |          |           | <u>Full Time Equated Faculty</u> |       |        |            | <u>SCH/FTEF</u> |        |        |          |
|--|---------|-----------------------------|----------|----------|-----------|----------------------------------|-------|--------|------------|-----------------|--------|--------|----------|
|  |         | Summer                      | Fall     | Spring   | F + SP    | Summer                           | Fall  | Spring | Avg F + SP | Summer          | Fall   | Spring | F + SP   |
| <b><u>College of Arts and Sciences</u></b> |         |                             |          |          |           |                                  |       |        |            |                 |        |        |          |
| <b><u>Humanities</u></b>                   |         |                             |          |          |           |                                  |       |        |            |                 |        |        |          |
| WGST                                       | 2011-12 | 0.00                        | 0.00     | 135.00   | 135.00    | 0.00                             | 0.00  | 0.25   | 0.13       |                 |        | 540.00 | 1,080.00 |
| <b><u>Languages and Literature</u></b>     |         |                             |          |          |           |                                  |       |        |            |                 |        |        |          |
| ENGL                                       | 2007-08 | 1,971.00                    | 9,486.00 | 6,904.00 | 16,390.00 | 9.41                             | 39.58 | 28.38  | 33.98      | 209.40          | 239.65 | 243.31 | 482.35   |
| ENGL                                       | 2008-09 | 1,995.00                    | 9,655.00 | 7,833.00 | 17,488.00 | 10.25                            | 41.02 | 35.47  | 38.24      | 194.63          | 235.39 | 220.83 | 457.27   |
| ENGL                                       | 2009-10 | 1,789.00                    | 9,816.00 | 7,262.00 | 17,078.00 | 9.69                             | 41.48 | 31.55  | 36.51      | 184.67          | 236.67 | 230.20 | 467.74   |
| ENGL                                       | 2010-11 | 2,329.00                    | 9,763.00 | 7,575.00 | 17,338.00 | 12.62                            | 40.86 | 33.52  | 37.19      | 184.60          | 238.95 | 225.96 | 466.19   |
| ENGL                                       | 2011-12 | 2,411.00                    | 9,920.00 | 8,031.00 | 17,951.00 | 12.48                            | 41.44 | 33.23  | 37.34      | 193.13          | 239.38 | 241.68 | 480.80   |
| ENGP                                       | 2007-08 | 0.00                        | 0.00     | 444.00   | 444.00    | 0.00                             | 0.00  | 2.13   | 1.07       |                 |        | 208.13 | 416.25   |
| ENGP                                       | 2008-09 | 0.00                        | 0.00     | 438.00   | 438.00    | 0.00                             | 0.00  | 1.92   | 0.96       |                 |        | 228.52 | 457.04   |
| ENGP                                       | 2009-10 | 0.00                        | 0.00     | 450.00   | 450.00    | 0.00                             | 0.00  | 2.33   | 1.17       |                 |        | 192.86 | 385.71   |
| ENGP                                       | 2010-11 | 0.00                        | 0.00     | 435.00   | 435.00    | 0.00                             | 0.00  | 2.25   | 1.13       |                 |        | 193.33 | 386.67   |
| ENGP                                       | 2011-12 | 0.00                        | 0.00     | 426.00   | 426.00    | 0.00                             | 0.00  | 2.62   | 1.31       |                 |        | 162.80 | 325.61   |
| FREN                                       | 2007-08 | 113.00                      | 439.00   | 480.00   | 919.00    | 0.99                             | 2.03  | 2.00   | 2.01       | 114.14          | 216.26 | 240.00 | 456.08   |
| FREN                                       | 2008-09 | 214.00                      | 290.00   | 404.00   | 694.00    | 1.33                             | 1.73  | 1.57   | 1.65       | 160.90          | 167.89 | 257.09 | 420.77   |
| FREN                                       | 2009-10 | 169.00                      | 368.00   | 412.00   | 780.00    | 1.00                             | 1.50  | 1.73   | 1.61       | 169.00          | 245.91 | 238.53 | 483.90   |
| FREN                                       | 2010-11 | 235.00                      | 522.00   | 511.00   | 1,033.00  | 1.00                             | 1.73  | 1.32   | 1.52       | 235.00          | 302.21 | 387.12 | 677.98   |
| FREN                                       | 2011-12 | 190.00                      | 565.00   | 695.00   | 1,260.00  | 1.00                             | 1.85  | 2.56   | 2.21       | 190.00          | 305.41 | 271.22 | 571.10   |
| FRNH                                       | 2007-08 | 0.00                        | 48.00    | 0.00     | 48.00     | 0.00                             | 0.30  | 0.00   | 0.15       |                 | 160.00 |        | 320.00   |
| FRNH                                       | 2008-09 | 0.00                        | 63.00    | 129.00   | 192.00    | 0.00                             | 0.16  | 0.43   | 0.29       |                 | 393.75 | 301.00 | 652.43   |
| FRNH                                       | 2009-10 | 0.00                        | 69.00    | 69.00    | 138.00    | 0.00                             | 0.23  | 0.27   | 0.25       |                 | 299.00 | 253.00 | 548.17   |
| FRNH                                       | 2010-11 | 0.00                        | 138.00   | 144.00   | 282.00    | 0.00                             | 0.44  | 0.60   | 0.52       |                 | 311.70 | 240.00 | 540.89   |
| FRNH                                       | 2011-12 | 0.00                        | 66.00    | 69.00    | 135.00    | 0.00                             | 0.15  | 0.19   | 0.17       |                 | 440.00 | 368.00 | 800.00   |
| GERM                                       | 2007-08 | 0.00                        | 247.00   | 298.00   | 545.00    | 0.00                             | 1.00  | 1.00   | 1.00       |                 | 247.00 | 298.00 | 545.00   |
| GERM                                       | 2008-09 | 0.00                        | 228.00   | 357.00   | 585.00    | 0.00                             | 1.00  | 1.25   | 1.13       |                 | 228.00 | 285.60 | 520.00   |

# FERRIS STATE UNIVERSITY

## Student Credit Hours (SCH), Full Time Equated Faculty (FTEF) and SCH/FTEF Aggregated by Course Prefix within College and Department

| Prefix                                     | Year    | <u>Student Credit Hours</u> |          |          |          | <u>Full Time Equated Faculty</u> |      |        |            | <u>SCH/FTEF</u> |        |        |        |
|--|---------|-----------------------------|----------|----------|----------|----------------------------------|------|--------|------------|-----------------|--------|--------|--------|
|  |         | Summer                      | Fall     | Spring   | F + SP   | Summer                           | Fall | Spring | Avg F + SP | Summer          | Fall   | Spring | F + SP |
| <b><u>College of Arts and Sciences</u></b> |         |                             |          |          |          |                                  |      |        |            |                 |        |        |        |
| <b><u>Languages and Literature</u></b>     |         |                             |          |          |          |                                  |      |        |            |                 |        |        |        |
| GERM                                       | 2009-10 | 0.00                        | 228.00   | 292.00   | 520.00   | 0.00                             | 1.00 | 1.25   | 1.13       |                 | 228.00 | 233.60 | 462.22 |
| GERM                                       | 2010-11 | 3.00                        | 255.00   | 315.00   | 570.00   | 0.00                             | 1.25 | 1.25   | 1.25       |                 | 204.00 | 252.00 | 456.00 |
| GERM                                       | 2011-12 | 0.00                        | 188.00   | 285.00   | 473.00   | 0.00                             | 1.00 | 1.00   | 1.00       |                 | 188.00 | 285.00 | 473.00 |
| JRNL                                       | 2007-08 | 0.00                        | 123.00   | 180.00   | 303.00   | 0.00                             | 0.67 | 0.92   | 0.79       |                 | 184.50 | 196.36 | 382.74 |
| JRNL                                       | 2008-09 | 0.00                        | 134.00   | 156.00   | 290.00   | 0.00                             | 0.67 | 0.92   | 0.79       |                 | 201.00 | 170.18 | 366.32 |
| JRNL                                       | 2009-10 | 0.00                        | 135.00   | 177.00   | 312.00   | 0.00                             | 0.50 | 1.00   | 0.75       |                 | 270.00 | 177.00 | 416.00 |
| JRNL                                       | 2010-11 | 0.00                        | 114.00   | 174.00   | 288.00   | 0.00                             | 0.67 | 1.00   | 0.83       |                 | 171.00 | 174.00 | 345.60 |
| JRNL                                       | 2011-12 | 0.00                        | 97.00    | 162.00   | 259.00   | 0.00                             | 0.61 | 1.00   | 0.80       |                 | 159.02 | 162.00 | 321.74 |
| LANG                                       | 2007-08 | 36.00                       | 112.00   | 150.00   | 262.00   | 0.25                             | 0.56 | 0.75   | 0.66       | 144.00          | 199.11 | 200.00 | 399.24 |
| LANG                                       | 2008-09 | 36.00                       | 81.00    | 97.00    | 178.00   | 0.08                             | 0.25 | 0.48   | 0.37       | 432.00          | 324.00 | 201.76 | 487.16 |
| LANG                                       | 2009-10 | 27.00                       | 64.00    | 156.00   | 220.00   | 0.08                             | 0.50 | 0.50   | 0.50       | 324.00          | 128.00 | 312.00 | 440.00 |
| LANG                                       | 2010-11 | 33.00                       | 69.00    | 66.00    | 135.00   | 0.06                             | 0.25 | 0.25   | 0.25       | 528.00          | 276.00 | 264.00 | 540.00 |
| LANG                                       | 2011-12 | 54.00                       | 78.00    | 141.00   | 219.00   | 0.13                             | 0.25 | 0.50   | 0.38       | 432.00          | 312.00 | 282.00 | 584.00 |
| LITH                                       | 2007-08 | 0.00                        | 189.00   | 207.00   | 396.00   | 0.00                             | 0.83 | 0.75   | 0.79       |                 | 226.80 | 276.00 | 500.21 |
| LITH                                       | 2008-09 | 0.00                        | 117.00   | 105.00   | 222.00   | 0.00                             | 0.55 | 0.48   | 0.52       |                 | 212.73 | 218.40 | 430.75 |
| LITH                                       | 2009-10 | 0.00                        | 195.00   | 186.00   | 381.00   | 0.00                             | 1.00 | 1.00   | 1.00       |                 | 195.00 | 186.00 | 381.00 |
| LITH                                       | 2010-11 | 0.00                        | 141.00   | 90.00    | 231.00   | 0.00                             | 0.50 | 0.50   | 0.50       |                 | 282.00 | 180.00 | 462.00 |
| LITH                                       | 2011-12 | 0.00                        | 72.00    | 204.00   | 276.00   | 0.00                             | 0.25 | 0.75   | 0.50       |                 | 288.00 | 272.00 | 552.00 |
| LITR                                       | 2007-08 | 166.00                      | 777.00   | 1,302.00 | 2,079.00 | 1.00                             | 4.41 | 8.18   | 6.30       | 166.00          | 176.06 | 159.20 | 330.21 |
| LITR                                       | 2008-09 | 171.00                      | 807.00   | 954.00   | 1,761.00 | 0.67                             | 5.15 | 6.15   | 5.65       | 256.50          | 156.70 | 155.19 | 311.75 |
| LITR                                       | 2009-10 | 126.00                      | 939.00   | 1,006.00 | 1,945.00 | 0.73                             | 5.25 | 4.70   | 4.97       | 172.80          | 178.86 | 214.04 | 390.95 |
| LITR                                       | 2010-11 | 195.00                      | 912.00   | 978.00   | 1,890.00 | 0.94                             | 3.64 | 4.64   | 4.14       | 208.00          | 250.43 | 210.55 | 456.16 |
| LITR                                       | 2011-12 | 216.00                      | 921.00   | 1,122.00 | 2,043.00 | 1.00                             | 4.20 | 4.73   | 4.47       | 216.00          | 219.29 | 237.04 | 457.39 |
| SPAN                                       | 2007-08 | 354.00                      | 1,136.00 | 1,235.00 | 2,371.00 | 1.50                             | 4.33 | 5.00   | 4.66       | 236.00          | 262.36 | 247.00 | 508.25 |
| SPAN                                       | 2008-09 | 161.00                      | 1,308.00 | 1,252.00 | 2,560.00 | 0.50                             | 4.75 | 4.00   | 4.38       | 322.00          | 275.37 | 313.00 | 585.14 |

# FERRIS STATE UNIVERSITY

## Student Credit Hours (SCH), Full Time Equated Faculty (FTEF) and SCH/FTEF Aggregated by Course Prefix within College and Department

| Prefix                                     | Year    | <u>Student Credit Hours</u> |          |          |           | <u>Full Time Equated Faculty</u> |       |        |            | <u>SCH/FTEF</u> |        |        |        |
|--|---------|-----------------------------|----------|----------|-----------|----------------------------------|-------|--------|------------|-----------------|--------|--------|--------|
|  |         | Summer                      | Fall     | Spring   | F + SP    | Summer                           | Fall  | Spring | Avg F + SP | Summer          | Fall   | Spring | F + SP |
| <b><u>College of Arts and Sciences</u></b> |         |                             |          |          |           |                                  |       |        |            |                 |        |        |        |
| <b><u>Languages and Literature</u></b>     |         |                             |          |          |           |                                  |       |        |            |                 |        |        |        |
| SPAN                                       | 2009-10 | 68.00                       | 1,232.00 | 1,438.00 | 2,670.00  | 0.33                             | 4.67  | 5.25   | 4.96       | 206.06          | 264.00 | 273.90 | 538.49 |
| SPAN                                       | 2010-11 | 98.00                       | 1,353.00 | 1,502.00 | 2,855.00  | 0.58                             | 4.57  | 4.36   | 4.47       | 168.97          | 296.06 | 344.21 | 639.16 |
| SPAN                                       | 2011-12 | 208.00                      | 1,434.00 | 1,440.00 | 2,874.00  | 1.23                             | 4.83  | 5.24   | 5.04       | 169.02          | 296.89 | 274.81 | 570.80 |
| <b><u>Mathematics</u></b>                  |         |                             |          |          |           |                                  |       |        |            |                 |        |        |        |
| CPSC                                       | 2007-08 | 15.00                       | 125.00   | 33.00    | 158.00    | 0.25                             | 0.61  | 0.18   | 0.39       | 60.34           | 206.25 | 187.00 | 403.82 |
| CPSC                                       | 2008-09 | 0.00                        | 104.00   | 84.00    | 188.00    | 0.00                             | 0.58  | 0.97   | 0.78       |                 | 178.29 | 86.63  | 242.11 |
| CPSC                                       | 2009-10 | 0.00                        | 117.00   | 124.00   | 241.00    | 0.00                             | 0.67  | 0.70   | 0.68       |                 | 175.50 | 177.91 | 353.47 |
| CPSC                                       | 2010-11 | 0.00                        | 236.00   | 216.00   | 452.00    | 0.00                             | 1.00  | 1.06   | 1.03       |                 | 236.00 | 203.66 | 438.71 |
| CPSC                                       | 2011-12 | 0.00                        | 247.00   | 168.00   | 415.00    | 0.00                             | 1.33  | 0.58   | 0.96       |                 | 185.25 | 288.00 | 433.04 |
| MATH                                       | 2007-08 | 1,008.00                    | 9,941.00 | 7,464.00 | 17,405.00 | 6.50                             | 30.44 | 24.91  | 27.67      | 155.14          | 326.61 | 299.61 | 628.92 |
| MATH                                       | 2008-09 | 932.00                      | 9,719.00 | 7,852.00 | 17,571.00 | 5.07                             | 29.63 | 25.57  | 27.60      | 183.65          | 328.00 | 307.07 | 636.62 |
| MATH                                       | 2009-10 | 834.00                      | 9,504.00 | 7,457.00 | 16,961.00 | 5.24                             | 28.18 | 23.21  | 25.70      | 159.10          | 337.29 | 321.24 | 660.09 |
| MATH                                       | 2010-11 | 824.00                      | 9,630.00 | 7,472.00 | 17,102.00 | 4.25                             | 27.61 | 22.13  | 24.87      | 193.65          | 348.82 | 337.65 | 687.70 |
| MATH                                       | 2011-12 | 879.00                      | 9,660.00 | 7,347.00 | 17,007.00 | 3.99                             | 28.57 | 25.08  | 26.83      | 220.30          | 338.10 | 292.90 | 633.94 |
| <b><u>Physical Sciences</u></b>            |         |                             |          |          |           |                                  |       |        |            |                 |        |        |        |
| ASTR                                       | 2007-08 | 0.00                        | 168.00   | 188.00   | 356.00    | 0.00                             | 0.56  | 0.50   | 0.53       |                 | 302.40 | 376.00 | 674.53 |
| ASTR                                       | 2008-09 | 45.00                       | 180.00   | 220.00   | 400.00    | 0.32                             | 0.56  | 0.63   | 0.59       | 141.96          | 324.00 | 352.00 | 677.65 |
| ASTR                                       | 2009-10 | 57.00                       | 176.00   | 192.00   | 368.00    | 0.32                             | 0.56  | 0.63   | 0.59       | 179.81          | 316.80 | 307.20 | 623.44 |
| ASTR                                       | 2010-11 | 24.00                       | 124.00   | 203.00   | 327.00    | 0.32                             | 0.56  | 0.63   | 0.59       | 75.00           | 223.20 | 324.80 | 553.98 |
| ASTR                                       | 2011-12 | 0.00                        | 132.00   | 284.00   | 416.00    | 0.00                             | 1.50  | 0.75   | 1.13       |                 | 88.00  | 378.67 | 369.78 |
| CHEM                                       | 2007-08 | 981.00                      | 5,647.00 | 4,728.00 | 10,375.00 | 4.24                             | 13.39 | 14.47  | 13.93      | 231.37          | 421.61 | 326.81 | 744.77 |
| CHEM                                       | 2008-09 | 896.00                      | 5,876.00 | 4,912.00 | 10,788.00 | 3.89                             | 14.81 | 15.20  | 15.00      | 230.51          | 396.88 | 323.09 | 718.99 |
| CHEM                                       | 2009-10 | 941.00                      | 5,478.00 | 4,791.00 | 10,269.00 | 4.31                             | 13.92 | 13.25  | 13.58      | 218.50          | 393.65 | 361.58 | 756.02 |



# FERRIS STATE UNIVERSITY

## Student Credit Hours (SCH), Full Time Equated Faculty (FTEF) and SCH/FTEF Aggregated by Course Prefix within College and Department

| Prefix                                     | Year    | <u>Student Credit Hours</u> |          |          |           | <u>Full Time Equated Faculty</u> |       |        |            | <u>SCH/FTEF</u> |        |        |        |
|--|---------|-----------------------------|----------|----------|-----------|----------------------------------|-------|--------|------------|-----------------|--------|--------|--------|
|  |         | Summer                      | Fall     | Spring   | F + SP    | Summer                           | Fall  | Spring | Avg F + SP | Summer          | Fall   | Spring | F + SP |
| <b><u>College of Arts and Sciences</u></b> |         |                             |          |          |           |                                  |       |        |            |                 |        |        |        |
| <b><u>Physical Sciences</u></b>            |         |                             |          |          |           |                                  |       |        |            |                 |        |        |        |
| CHEM                                       | 2010-11 | 692.00                      | 5,744.00 | 5,029.00 | 10,773.00 | 3.38                             | 13.67 | 14.70  | 14.18      | 204.98          | 420.29 | 342.11 | 759.55 |
| CHEM                                       | 2011-12 | 763.00                      | 5,969.00 | 5,031.00 | 11,000.00 | 3.75                             | 13.33 | 14.17  | 13.75      | 203.20          | 447.69 | 355.12 | 800.00 |
| GEOL                                       | 2007-08 | 84.00                       | 363.00   | 69.00    | 432.00    | 0.40                             | 1.00  | 0.33   | 0.67       | 210.00          | 363.00 | 207.00 | 648.00 |
| GEOL                                       | 2008-09 | 24.00                       | 357.00   | 81.00    | 438.00    | 0.11                             | 1.25  | 0.25   | 0.75       | 224.00          | 285.60 | 324.00 | 584.00 |
| GEOL                                       | 2009-10 | 0.00                        | 344.00   | 75.00    | 419.00    | 0.00                             | 1.00  | 0.33   | 0.67       |                 | 344.00 | 225.00 | 628.50 |
| GEOL                                       | 2010-11 | 0.00                        | 286.00   | 75.00    | 361.00    | 0.00                             | 1.00  | 0.33   | 0.67       |                 | 286.00 | 225.00 | 541.50 |
| GEOL                                       | 2011-12 | 0.00                        | 271.00   | 66.00    | 337.00    | 0.00                             | 1.00  | 0.33   | 0.67       |                 | 271.00 | 198.00 | 505.50 |
| INPS                                       | 2007-08 | 0.00                        | 18.00    | 54.00    | 72.00     | 0.00                             | 0.27  | 0.30   | 0.29       |                 | 66.00  | 180.00 | 251.43 |
| INPS                                       | 2008-09 | 0.00                        | 0.00     | 66.00    | 66.00     | 0.00                             | 0.00  | 0.32   | 0.16       |                 |        | 208.20 | 416.40 |
| INPS                                       | 2010-11 | 33.00                       | 0.00     | 60.00    | 60.00     | 0.32                             | 0.00  | 0.30   | 0.15       | 104.10          |        | 200.00 | 400.00 |
| PHSC                                       | 2007-08 | 80.00                       | 244.00   | 264.00   | 508.00    | 0.40                             | 0.65  | 0.67   | 0.66       | 200.00          | 377.44 | 396.00 | 773.72 |
| PHSC                                       | 2008-09 | 76.00                       | 224.00   | 252.00   | 476.00    | 0.14                             | 0.82  | 1.00   | 0.91       | 532.00          | 273.17 | 252.00 | 523.08 |
| PHSC                                       | 2009-10 | 56.00                       | 188.00   | 264.00   | 452.00    | 0.40                             | 0.67  | 0.67   | 0.67       | 140.00          | 282.00 | 396.00 | 678.00 |
| PHSC                                       | 2010-11 | 56.00                       | 180.00   | 264.00   | 444.00    | 0.40                             | 0.60  | 0.67   | 0.63       | 140.00          | 300.00 | 396.00 | 701.05 |
| PHSC                                       | 2011-12 | 32.00                       | 184.00   | 260.00   | 444.00    | 0.40                             | 0.60  | 0.67   | 0.63       | 80.00           | 306.67 | 390.00 | 701.05 |
| PHYS                                       | 2007-08 | 150.00                      | 1,735.00 | 1,840.00 | 3,575.00  | 1.19                             | 5.16  | 5.57   | 5.37       | 126.48          | 336.14 | 330.26 | 666.17 |
| PHYS                                       | 2008-09 | 255.00                      | 1,967.00 | 1,917.00 | 3,884.00  | 2.27                             | 5.26  | 5.38   | 5.32       | 112.19          | 373.94 | 356.65 | 730.40 |
| PHYS                                       | 2009-10 | 341.00                      | 1,833.00 | 1,880.00 | 3,713.00  | 2.26                             | 4.92  | 5.38   | 5.15       | 150.73          | 372.51 | 349.77 | 721.28 |
| PHYS                                       | 2010-11 | 280.00                      | 1,780.00 | 1,522.00 | 3,302.00  | 1.44                             | 4.99  | 5.38   | 5.18       | 195.12          | 356.91 | 283.16 | 637.31 |
| PHYS                                       | 2011-12 | 507.00                      | 1,771.00 | 1,855.00 | 3,626.00  | 2.72                             | 4.90  | 5.25   | 5.08       | 186.26          | 361.43 | 353.33 | 714.48 |
| <b><u>Social Sciences Dept</u></b>         |         |                             |          |          |           |                                  |       |        |            |                 |        |        |        |
| ANHH                                       | 2007-08 | 0.00                        | 54.00    | 60.00    | 114.00    | 0.00                             | 0.25  | 0.25   | 0.25       |                 | 216.00 | 240.00 | 456.00 |
| ANHH                                       | 2008-09 | 0.00                        | 51.00    | 48.00    | 99.00     | 0.00                             | 0.20  | 0.33   | 0.27       |                 | 255.00 | 144.00 | 371.25 |
| ANHH                                       | 2009-10 | 0.00                        | 69.00    | 72.00    | 141.00    | 0.00                             | 0.20  | 0.33   | 0.27       |                 | 345.00 | 216.00 | 528.75 |

# FERRIS STATE UNIVERSITY

## Student Credit Hours (SCH), Full Time Equated Faculty (FTEF) and SCH/FTEF Aggregated by Course Prefix within College and Department

| Prefix                                     | Year    | <u>Student Credit Hours</u> |          |          |          | <u>Full Time Equated Faculty</u> |      |        |            | <u>SCH/FTEF</u> |        |        |          |
|--|---------|-----------------------------|----------|----------|----------|----------------------------------|------|--------|------------|-----------------|--------|--------|----------|
|  |         | Summer                      | Fall     | Spring   | F + SP   | Summer                           | Fall | Spring | Avg F + SP | Summer          | Fall   | Spring | F + SP   |
| <b><u>College of Arts and Sciences</u></b> |         |                             |          |          |          |                                  |      |        |            |                 |        |        |          |
| <b><u>Social Sciences Dept</u></b>         |         |                             |          |          |          |                                  |      |        |            |                 |        |        |          |
| ANHH                                       | 2010-11 | 0.00                        | 42.00    | 63.00    | 105.00   | 0.00                             | 0.20 | 0.20   | 0.20       |                 | 210.00 | 315.00 | 525.00   |
| ANHH                                       | 2011-12 | 0.00                        | 42.00    | 36.00    | 78.00    | 0.00                             | 0.20 | 0.33   | 0.27       |                 | 210.00 | 108.00 | 292.50   |
| ANTH                                       | 2007-08 | 0.00                        | 444.00   | 423.00   | 867.00   | 0.00                             | 1.25 | 1.00   | 1.13       |                 | 355.20 | 423.00 | 770.67   |
| ANTH                                       | 2008-09 | 0.00                        | 489.00   | 366.00   | 855.00   | 0.00                             | 1.05 | 0.92   | 0.98       |                 | 465.71 | 399.27 | 869.49   |
| ANTH                                       | 2009-10 | 0.00                        | 459.00   | 363.00   | 822.00   | 0.00                             | 0.80 | 0.92   | 0.86       |                 | 573.75 | 396.00 | 957.67   |
| ANTH                                       | 2010-11 | 0.00                        | 597.00   | 363.00   | 960.00   | 0.00                             | 1.05 | 0.65   | 0.85       |                 | 568.57 | 558.46 | 1,129.41 |
| ANTH                                       | 2011-12 | 45.00                       | 537.00   | 567.00   | 1,104.00 | 0.25                             | 0.93 | 0.92   | 0.92       | 180.00          | 580.54 | 618.55 | 1,198.91 |
| GEOG                                       | 2007-08 | 408.00                      | 1,292.00 | 1,613.00 | 2,905.00 | 1.50                             | 3.50 | 4.50   | 4.00       | 272.00          | 369.14 | 358.44 | 726.25   |
| GEOG                                       | 2008-09 | 438.00                      | 1,252.00 | 1,478.00 | 2,730.00 | 1.00                             | 3.25 | 4.33   | 3.79       | 438.00          | 385.23 | 341.10 | 720.03   |
| GEOG                                       | 2009-10 | 363.00                      | 1,257.00 | 1,613.00 | 2,870.00 | 1.02                             | 3.42 | 4.50   | 3.96       | 354.93          | 367.54 | 358.44 | 724.75   |
| GEOG                                       | 2010-11 | 474.00                      | 1,310.00 | 1,640.00 | 2,950.00 | 2.00                             | 3.00 | 3.75   | 3.38       | 237.00          | 436.67 | 437.33 | 874.07   |
| GEOG                                       | 2011-12 | 546.00                      | 1,522.00 | 1,548.00 | 3,070.00 | 2.00                             | 4.00 | 3.00   | 3.50       | 273.00          | 380.50 | 516.00 | 877.14   |
| PLSC                                       | 2007-08 | 482.00                      | 795.00   | 1,007.00 | 1,802.00 | 1.76                             | 3.50 | 3.25   | 3.38       | 273.23          | 227.14 | 309.85 | 533.93   |
| PLSC                                       | 2008-09 | 423.00                      | 836.00   | 913.00   | 1,749.00 | 1.36                             | 3.25 | 2.58   | 2.92       | 310.32          | 257.23 | 353.60 | 599.79   |
| PLSC                                       | 2009-10 | 346.00                      | 1,083.00 | 961.00   | 2,044.00 | 1.81                             | 3.50 | 3.17   | 3.33       | 191.45          | 309.43 | 303.54 | 613.26   |
| PLSC                                       | 2010-11 | 290.00                      | 945.00   | 831.00   | 1,776.00 | 1.65                             | 2.94 | 2.00   | 2.47       | 176.05          | 321.70 | 415.50 | 719.39   |
| PLSC                                       | 2011-12 | 355.00                      | 922.00   | 897.00   | 1,819.00 | 1.81                             | 3.00 | 3.00   | 3.00       | 195.86          | 307.33 | 299.00 | 606.33   |
| PSYC                                       | 2007-08 | 216.00                      | 3,237.00 | 3,218.00 | 6,455.00 | 1.00                             | 7.75 | 8.08   | 7.91       | 216.00          | 417.68 | 398.43 | 815.71   |
| PSYC                                       | 2008-09 | 243.00                      | 3,078.00 | 3,058.00 | 6,136.00 | 1.08                             | 8.08 | 7.29   | 7.69       | 225.00          | 380.94 | 419.23 | 798.22   |
| PSYC                                       | 2009-10 | 187.00                      | 3,537.00 | 3,333.00 | 6,870.00 | 0.60                             | 8.25 | 8.00   | 8.13       | 310.26          | 428.73 | 416.63 | 845.54   |
| PSYC                                       | 2010-11 | 132.00                      | 3,359.00 | 3,477.00 | 6,836.00 | 0.50                             | 8.00 | 7.75   | 7.88       | 264.00          | 419.88 | 448.65 | 868.06   |
| PSYC                                       | 2011-12 | 186.00                      | 3,898.00 | 3,639.00 | 7,537.00 | 0.50                             | 8.44 | 8.75   | 8.59       | 372.00          | 461.86 | 415.89 | 876.92   |
| PSYH                                       | 2007-08 | 0.00                        | 0.00     | 57.00    | 57.00    | 0.00                             | 0.00 | 0.33   | 0.17       |                 |        | 171.00 | 342.00   |
| PSYH                                       | 2008-09 | 0.00                        | 0.00     | 60.00    | 60.00    | 0.00                             | 0.00 | 0.29   | 0.14       |                 |        | 210.00 | 420.00   |
| PSYH                                       | 2009-10 | 0.00                        | 54.00    | 0.00     | 54.00    | 0.00                             | 0.00 | 0.00   | 0.00       |                 |        |        |          |

# FERRIS STATE UNIVERSITY

## Student Credit Hours (SCH), Full Time Equated Faculty (FTEF) and SCH/FTEF Aggregated by Course Prefix within College and Department

| Prefix                                     | Year    | <u>Student Credit Hours</u> |          |          |          | <u>Full Time Equated Faculty</u> |      |        |            | <u>SCH/FTEF</u> |        |        |          |
|--|---------|-----------------------------|----------|----------|----------|----------------------------------|------|--------|------------|-----------------|--------|--------|----------|
|  |         | Summer                      | Fall     | Spring   | F + SP   | Summer                           | Fall | Spring | Avg F + SP | Summer          | Fall   | Spring | F + SP   |
| <b><u>College of Arts and Sciences</u></b> |         |                             |          |          |          |                                  |      |        |            |                 |        |        |          |
| <b><u>Social Sciences Dept</u></b>         |         |                             |          |          |          |                                  |      |        |            |                 |        |        |          |
| PSYH                                       | 2010-11 | 0.00                        | 72.00    | 60.00    | 132.00   | 0.00                             | 0.00 | 0.25   | 0.13       |                 |        | 240.00 | 1,056.00 |
| PSYH                                       | 2011-12 | 0.00                        | 132.00   | 69.00    | 201.00   | 0.00                             | 0.44 | 0.25   | 0.34       |                 | 303.24 | 276.00 | 586.61   |
| SCWK                                       | 2007-08 | 443.00                      | 891.00   | 1,026.00 | 1,917.00 | 4.29                             | 7.04 | 7.61   | 7.33       | 103.23          | 126.47 | 134.82 | 261.62   |
| SCWK                                       | 2008-09 | 382.00                      | 877.00   | 991.00   | 1,868.00 | 2.92                             | 7.78 | 7.94   | 7.86       | 130.82          | 112.68 | 124.82 | 237.62   |
| SCWK                                       | 2009-10 | 351.00                      | 1,048.00 | 1,085.00 | 2,133.00 | 2.59                             | 8.44 | 7.86   | 8.15       | 135.52          | 124.18 | 138.01 | 261.70   |
| SCWK                                       | 2010-11 | 434.00                      | 1,227.00 | 1,439.00 | 2,666.00 | 3.09                             | 7.67 | 9.24   | 8.46       | 140.45          | 159.98 | 155.71 | 315.30   |
| SCWK                                       | 2011-12 | 605.00                      | 1,303.00 | 1,437.00 | 2,740.00 | 6.13                             | 8.82 | 7.65   | 8.23       | 98.69           | 147.73 | 187.86 | 332.74   |
| SOCH                                       | 2007-08 | 0.00                        | 57.00    | 0.00     | 57.00    | 0.00                             | 0.33 | 0.00   | 0.17       |                 | 171.00 |        | 342.00   |
| SOCH                                       | 2008-09 | 0.00                        | 57.00    | 0.00     | 57.00    | 0.00                             | 0.25 | 0.00   | 0.13       |                 | 228.00 |        | 456.00   |
| SOCH                                       | 2009-10 | 0.00                        | 57.00    | 0.00     | 57.00    | 0.00                             | 0.25 | 0.00   | 0.13       |                 | 228.00 |        | 456.00   |
| SOCH                                       | 2010-11 | 0.00                        | 39.00    | 0.00     | 39.00    | 0.00                             | 0.33 | 0.00   | 0.17       |                 | 117.00 |        | 234.00   |
| SOCY                                       | 2007-08 | 309.00                      | 2,292.00 | 2,564.00 | 4,856.00 | 1.12                             | 6.18 | 6.42   | 6.30       | 276.28          | 370.67 | 399.58 | 770.79   |
| SOCY                                       | 2008-09 | 192.00                      | 2,652.00 | 2,885.00 | 5,537.00 | 1.41                             | 8.10 | 7.50   | 7.80       | 136.17          | 327.28 | 384.67 | 709.73   |
| SOCY                                       | 2009-10 | 242.00                      | 2,070.00 | 2,388.00 | 4,458.00 | 0.89                             | 4.82 | 5.75   | 5.28       | 271.91          | 429.53 | 415.30 | 843.58   |
| SOCY                                       | 2010-11 | 324.00                      | 2,415.00 | 2,515.00 | 4,930.00 | 1.25                             | 5.17 | 5.50   | 5.33       | 259.20          | 467.42 | 457.27 | 924.38   |
| SOCY                                       | 2011-12 | 276.00                      | 2,589.00 | 2,523.00 | 5,112.00 | 0.75                             | 6.75 | 6.25   | 6.50       | 368.00          | 383.56 | 403.68 | 786.46   |
| SSCI                                       | 2007-08 | 45.00                       | 323.00   | 577.00   | 900.00   | 0.57                             | 0.81 | 0.87   | 0.84       | 79.52           | 400.97 | 663.22 | 1,074.27 |
| SSCI                                       | 2008-09 | 60.00                       | 320.00   | 597.00   | 917.00   | 0.47                             | 0.97 | 1.09   | 1.03       | 128.51          | 329.14 | 545.50 | 887.44   |
| SSCI                                       | 2009-10 | 63.00                       | 319.00   | 602.00   | 921.00   | 0.27                             | 0.98 | 1.19   | 1.09       | 231.00          | 325.25 | 504.19 | 846.99   |
| SSCI                                       | 2010-11 | 69.00                       | 330.00   | 775.00   | 1,105.00 | 0.27                             | 1.13 | 1.33   | 1.23       | 253.00          | 291.35 | 583.33 | 897.93   |
| SSCI                                       | 2011-12 | 54.00                       | 254.00   | 536.00   | 790.00   | 0.19                             | 0.75 | 1.10   | 0.92       | 288.00          | 338.67 | 487.91 | 854.71   |

# FERRIS STATE UNIVERSITY

## Student Credit Hours (SCH), Full Time Equated Faculty (FTEF) and SCH/FTEF Aggregated by Course Prefix within College and Department

| Prefix                                       | Year    | <u>Student Credit Hours</u> |          |          |          | <u>Full Time Equated Faculty</u> |       |        |            | <u>SCH/FTEF</u> |        |        |        |
|--|---------|-----------------------------|----------|----------|----------|----------------------------------|-------|--------|------------|-----------------|--------|--------|--------|
|  |         | Summer                      | Fall     | Spring   | F + SP   | Summer                           | Fall  | Spring | Avg F + SP | Summer          | Fall   | Spring | F + SP |
| <b><u>College of Business</u></b>            |         |                             |          |          |          |                                  |       |        |            |                 |        |        |        |
| <b><u>Account, Finance, Info Systems</u></b> |         |                             |          |          |          |                                  |       |        |            |                 |        |        |        |
| ACCT   | 2007-08 | 550.00                      | 2,775.00 | 2,439.00 | 5,214.00 | 1.75                             | 8.25  | 7.00   | 7.63       | 314.29          | 336.36 | 348.43 | 683.80 |
| ACCT   | 2008-09 | 411.00                      | 2,871.00 | 2,652.00 | 5,523.00 | 1.13                             | 8.50  | 7.50   | 8.00       | 365.33          | 337.76 | 353.60 | 690.38 |
| ACCT   | 2009-10 | 504.00                      | 2,766.00 | 2,552.00 | 5,318.00 | 1.50                             | 8.25  | 7.01   | 7.63       | 336.00          | 335.27 | 363.92 | 696.87 |
| ACCT   | 2010-11 | 595.00                      | 3,003.00 | 2,847.00 | 5,850.00 | 2.00                             | 8.44  | 7.53   | 7.98       | 297.50          | 355.91 | 378.09 | 732.74 |
| ACCT   | 2011-12 | 387.00                      | 2,988.00 | 2,753.00 | 5,741.00 | 1.50                             | 8.83  | 7.18   | 8.01       | 258.00          | 338.33 | 383.32 | 717.01 |
| CITS   | 2010-11 | 3.00                        | 144.00   | 84.00    | 228.00   | 0.00                             | 1.25  | 0.71   | 0.98       |                 | 115.20 | 117.60 | 232.15 |
| CITS   | 2011-12 | 5.00                        | 240.00   | 240.00   | 480.00   | 0.00                             | 1.77  | 1.44   | 1.61       |                 | 135.85 | 166.15 | 298.96 |
| FINC   | 2007-08 | 310.00                      | 1,098.00 | 1,164.00 | 2,262.00 | 1.00                             | 3.38  | 3.25   | 3.31       | 310.00          | 325.33 | 358.15 | 682.87 |
| FINC   | 2008-09 | 261.00                      | 1,107.00 | 1,017.00 | 2,124.00 | 1.25                             | 3.25  | 2.94   | 3.09       | 208.80          | 340.62 | 346.21 | 686.55 |
| FINC   | 2009-10 | 297.00                      | 1,230.00 | 1,101.00 | 2,331.00 | 1.25                             | 3.25  | 3.40   | 3.33       | 237.60          | 378.46 | 323.82 | 701.05 |
| FINC   | 2010-11 | 336.00                      | 1,059.00 | 1,119.00 | 2,178.00 | 1.75                             | 3.25  | 3.25   | 3.25       | 192.00          | 325.85 | 344.31 | 670.15 |
| FINC   | 2011-12 | 348.00                      | 1,065.00 | 1,062.00 | 2,127.00 | 2.00                             | 3.58  | 3.25   | 3.42       | 174.00          | 297.21 | 326.77 | 622.54 |
| HSCJ   | 2007-08 | 0.00                        | 183.00   | 261.00   | 444.00   | 0.00                             | 0.75  | 1.00   | 0.88       |                 | 244.00 | 261.00 | 507.43 |
| HSCJ   | 2008-09 | 90.00                       | 309.00   | 423.00   | 732.00   | 0.58                             | 1.00  | 2.00   | 1.50       | 155.17          | 309.00 | 211.50 | 488.00 |
| HSCJ   | 2009-10 | 0.00                        | 360.00   | 288.00   | 648.00   | 0.00                             | 1.50  | 1.38   | 1.44       |                 | 240.00 | 208.14 | 449.43 |
| HSCJ   | 2010-11 | 114.00                      | 282.00   | 312.00   | 594.00   | 0.46                             | 1.31  | 2.01   | 1.66       | 245.60          | 214.86 | 155.08 | 357.36 |
| HSCJ   | 2011-12 | 72.00                       | 261.00   | 378.00   | 639.00   | 0.20                             | 0.78  | 1.46   | 1.12       | 363.64          | 333.19 | 258.90 | 569.69 |
| ISIN   | 2007-08 | 0.00                        | 36.00    | 0.00     | 36.00    | 0.00                             | 0.25  | 0.00   | 0.13       |                 | 144.00 |        | 288.00 |
| ISIN   | 2008-09 | 57.00                       | 168.00   | 39.00    | 207.00   | 0.52                             | 0.50  | 0.17   | 0.34       | 108.74          | 336.00 | 229.41 | 617.91 |
| ISIN   | 2009-10 | 123.00                      | 210.00   | 435.00   | 645.00   | 0.88                             | 0.50  | 1.93   | 1.21       | 139.25          | 420.00 | 225.52 | 531.11 |
| ISIN   | 2010-11 | 276.00                      | 378.00   | 256.00   | 634.00   | 1.70                             | 1.44  | 1.23   | 1.33       | 162.43          | 263.26 | 208.78 | 476.33 |
| ISIN   | 2011-12 | 246.00                      | 354.00   | 417.00   | 771.00   | 0.77                             | 1.60  | 1.57   | 1.58       | 319.07          | 221.25 | 266.17 | 486.95 |
| ISYS   | 2007-08 | 754.00                      | 3,171.00 | 2,961.00 | 6,132.00 | 3.25                             | 11.83 | 10.50  | 11.17      | 232.00          | 267.97 | 282.00 | 549.13 |
| ISYS   | 2008-09 | 648.00                      | 3,207.00 | 2,871.00 | 6,078.00 | 3.50                             | 10.50 | 10.94  | 10.72      | 185.28          | 305.43 | 262.49 | 567.04 |
| ISYS   | 2009-10 | 646.00                      | 2,931.00 | 2,919.00 | 5,850.00 | 2.78                             | 9.50  | 9.75   | 9.63       | 232.65          | 308.53 | 299.38 | 607.79 |

# FERRIS STATE UNIVERSITY

## Student Credit Hours (SCH), Full Time Equated Faculty (FTEF) and SCH/FTEF Aggregated by Course Prefix within College and Department

| Prefix                                       | Year    | <u>Student Credit Hours</u> |          |          |          | <u>Full Time Equated Faculty</u> |       |        |            | <u>SCH/FTEF</u> |        |        |        |
|--|---------|-----------------------------|----------|----------|----------|----------------------------------|-------|--------|------------|-----------------|--------|--------|--------|
|  |         | Summer                      | Fall     | Spring   | F + SP   | Summer                           | Fall  | Spring | Avg F + SP | Summer          | Fall   | Spring | F + SP |
| <b><u>College of Business</u></b>            |         |                             |          |          |          |                                  |       |        |            |                 |        |        |        |
| <b><u>Account, Finance, Info Systems</u></b> |         |                             |          |          |          |                                  |       |        |            |                 |        |        |        |
| ISYS   | 2010-11 | 591.00                      | 3,171.00 | 2,910.00 | 6,081.00 | 3.53                             | 10.08 | 10.46  | 10.27      | 167.58          | 314.48 | 278.09 | 591.89 |
| ISYS   | 2011-12 | 653.00                      | 2,838.00 | 2,565.00 | 5,403.00 | 2.05                             | 8.83  | 8.31   | 8.57       | 318.02          | 321.28 | 308.83 | 630.50 |
| MISM   | 2007-08 | 207.00                      | 363.00   | 435.00   | 798.00   | 2.00                             | 2.42  | 2.58   | 2.50       | 103.50          | 150.21 | 168.60 | 319.41 |
| MISM   | 2008-09 | 189.00                      | 447.00   | 375.00   | 822.00   | 1.59                             | 2.42  | 2.17   | 2.29       | 119.18          | 184.71 | 172.81 | 358.17 |
| MISM   | 2009-10 | 189.00                      | 345.00   | 333.00   | 678.00   | 1.77                             | 2.00  | 2.28   | 2.14       | 106.98          | 172.50 | 146.22 | 317.01 |
| MISM   | 2010-11 | 105.00                      | 306.00   | 360.00   | 666.00   | 0.89                             | 1.66  | 2.25   | 1.96       | 118.42          | 183.78 | 159.76 | 339.94 |
| MISM   | 2011-12 | 213.00                      | 363.00   | 291.00   | 654.00   | 1.38                             | 2.03  | 1.73   | 1.88       | 154.61          | 179.11 | 168.21 | 348.18 |
| PROJ   | 2011-12 | 0.00                        | 36.00    | 132.00   | 168.00   | 0.00                             | 0.40  | 0.33   | 0.37       |                 | 90.00  | 396.00 | 458.18 |
| <b><u>Management</u></b>                     |         |                             |          |          |          |                                  |       |        |            |                 |        |        |        |
| BLAW   | 2007-08 | 123.00                      | 979.00   | 1,220.00 | 2,199.00 | 0.75                             | 3.19  | 3.26   | 3.23       | 164.00          | 306.67 | 373.81 | 681.23 |
| BLAW   | 2008-09 | 159.00                      | 924.00   | 1,106.00 | 2,030.00 | 0.75                             | 2.69  | 3.35   | 3.02       | 212.00          | 343.20 | 330.45 | 672.26 |
| BLAW   | 2009-10 | 200.00                      | 985.00   | 1,043.00 | 2,028.00 | 1.00                             | 2.83  | 3.07   | 2.95       | 200.00          | 348.39 | 339.99 | 688.04 |
| BLAW   | 2010-11 | 177.00                      | 909.00   | 1,176.00 | 2,085.00 | 1.00                             | 2.85  | 3.24   | 3.04       | 177.00          | 319.11 | 363.17 | 685.09 |
| BLAW   | 2011-12 | 171.00                      | 987.00   | 1,059.00 | 2,046.00 | 0.75                             | 3.10  | 2.69   | 2.90       | 228.00          | 318.39 | 393.28 | 706.40 |
| BUSN   | 2007-08 | 186.00                      | 1,029.00 | 1,047.00 | 2,076.00 | 0.71                             | 2.99  | 3.58   | 3.29       | 260.14          | 344.44 | 292.19 | 631.88 |
| BUSN   | 2008-09 | 186.00                      | 771.00   | 1,059.00 | 1,830.00 | 0.84                             | 3.50  | 4.00   | 3.75       | 220.12          | 220.29 | 264.75 | 488.00 |
| BUSN   | 2009-10 | 198.00                      | 720.00   | 1,065.00 | 1,785.00 | 1.17                             | 2.56  | 2.95   | 2.76       | 169.71          | 280.98 | 361.02 | 647.62 |
| BUSN   | 2010-11 | 246.00                      | 834.00   | 1,056.00 | 1,890.00 | 1.04                             | 2.86  | 3.51   | 3.18       | 236.54          | 291.90 | 301.00 | 593.83 |
| BUSN   | 2011-12 | 300.00                      | 798.00   | 1,017.00 | 1,815.00 | 1.30                             | 3.18  | 3.80   | 3.49       | 230.18          | 251.06 | 267.63 | 520.16 |
| ECON   | 2007-08 | 699.00                      | 2,010.00 | 2,274.00 | 4,284.00 | 2.75                             | 4.50  | 5.75   | 5.13       | 254.18          | 446.67 | 395.48 | 835.90 |
| ECON   | 2008-09 | 681.00                      | 2,220.00 | 2,247.00 | 4,467.00 | 3.00                             | 4.75  | 4.92   | 4.84       | 227.00          | 467.37 | 456.71 | 923.89 |
| ECON   | 2009-10 | 651.00                      | 2,202.00 | 2,166.00 | 4,368.00 | 3.00                             | 4.75  | 4.75   | 4.75       | 217.00          | 463.58 | 456.00 | 919.58 |
| ECON   | 2010-11 | 603.00                      | 2,067.00 | 1,968.00 | 4,035.00 | 2.75                             | 4.75  | 4.50   | 4.63       | 219.27          | 435.16 | 437.33 | 872.43 |
| ECON   | 2011-12 | 504.00                      | 1,944.00 | 2,100.00 | 4,044.00 | 2.25                             | 4.50  | 4.50   | 4.50       | 224.00          | 432.00 | 466.67 | 898.67 |

# FERRIS STATE UNIVERSITY

## Student Credit Hours (SCH), Full Time Equated Faculty (FTEF) and SCH/FTEF Aggregated by Course Prefix within College and Department

| Prefix                            | Year    | <u>Student Credit Hours</u> |          |          |          | <u>Full Time Equated Faculty</u> |       |        |            | <u>SCH/FTEF</u> |        |        |        |
|-----------------------------------|---------|-----------------------------|----------|----------|----------|----------------------------------|-------|--------|------------|-----------------|--------|--------|--------|
|                                   |         | Summer                      | Fall     | Spring   | F + SP   | Summer                           | Fall  | Spring | Avg F + SP | Summer          | Fall   | Spring | F + SP |
| <b><u>College of Business</u></b> |         |                             |          |          |          |                                  |       |        |            |                 |        |        |        |
| <b><u>Management</u></b>          |         |                             |          |          |          |                                  |       |        |            |                 |        |        |        |
| INTB                              | 2007-08 | 60.00                       | 330.00   | 465.00   | 795.00   | 0.25                             | 1.20  | 1.67   | 1.43       | 240.00          | 275.00 | 279.00 | 554.65 |
| INTB                              | 2008-09 | 81.00                       | 603.00   | 429.00   | 1,032.00 | 0.62                             | 2.25  | 2.00   | 2.13       | 130.12          | 268.00 | 214.50 | 485.65 |
| INTB                              | 2009-10 | 99.00                       | 579.00   | 537.00   | 1,116.00 | 0.50                             | 2.00  | 2.11   | 2.05       | 198.00          | 289.50 | 254.80 | 543.40 |
| INTB                              | 2010-11 | 132.00                      | 459.00   | 564.00   | 1,023.00 | 0.70                             | 1.75  | 2.15   | 1.95       | 188.57          | 262.29 | 262.33 | 524.62 |
| INTB                              | 2011-12 | 117.00                      | 537.00   | 516.00   | 1,053.00 | 0.88                             | 2.00  | 2.37   | 2.18       | 133.71          | 268.50 | 217.91 | 482.14 |
| LLAW                              | 2007-08 | 0.00                        | 245.00   | 245.00   | 490.00   | 0.00                             | 1.06  | 1.30   | 1.18       |                 | 231.64 | 187.94 | 415.02 |
| LLAW                              | 2008-09 | 0.00                        | 226.00   | 230.00   | 456.00   | 0.00                             | 1.06  | 1.22   | 1.14       |                 | 213.67 | 188.48 | 400.36 |
| LLAW                              | 2009-10 | 0.00                        | 199.00   | 229.00   | 428.00   | 0.00                             | 1.15  | 1.23   | 1.19       |                 | 173.04 | 186.59 | 360.08 |
| LLAW                              | 2010-11 | 0.00                        | 198.00   | 200.00   | 398.00   | 0.00                             | 1.32  | 1.16   | 1.24       |                 | 149.84 | 172.55 | 320.90 |
| LLAW                              | 2011-12 | 0.00                        | 193.00   | 190.00   | 383.00   | 0.00                             | 0.90  | 1.36   | 1.13       |                 | 214.44 | 139.24 | 338.26 |
| MGMT                              | 2007-08 | 1,026.00                    | 3,493.00 | 3,846.00 | 7,339.00 | 3.54                             | 9.13  | 10.08  | 9.60       | 289.83          | 382.79 | 381.42 | 764.15 |
| MGMT                              | 2008-09 | 837.00                      | 3,405.00 | 3,790.00 | 7,195.00 | 4.04                             | 10.75 | 10.33  | 10.54      | 207.35          | 316.74 | 366.77 | 682.53 |
| MGMT                              | 2009-10 | 885.00                      | 3,993.00 | 4,074.00 | 8,067.00 | 4.11                             | 12.60 | 13.10  | 12.85      | 215.50          | 316.96 | 310.99 | 627.84 |
| MGMT                              | 2010-11 | 966.00                      | 4,278.00 | 4,120.00 | 8,398.00 | 5.42                             | 12.59 | 12.62  | 12.61      | 178.15          | 339.66 | 326.34 | 665.98 |
| MGMT                              | 2011-12 | 1,036.00                    | 4,059.00 | 4,327.00 | 8,386.00 | 3.76                             | 13.95 | 15.09  | 14.52      | 275.41          | 291.04 | 286.75 | 577.62 |
| MMBA                              | 2007-08 | 384.00                      | 711.00   | 702.00   | 1,413.00 | 2.60                             | 4.08  | 4.02   | 4.05       | 147.98          | 174.26 | 174.53 | 348.79 |
| MMBA                              | 2008-09 | 504.00                      | 693.00   | 645.00   | 1,338.00 | 3.22                             | 3.91  | 4.25   | 4.08       | 156.36          | 177.24 | 151.88 | 328.08 |
| MMBA                              | 2009-10 | 453.00                      | 696.00   | 567.00   | 1,263.00 | 4.26                             | 3.68  | 3.52   | 3.60       | 106.42          | 189.13 | 161.08 | 350.83 |
| MMBA                              | 2010-11 | 444.00                      | 682.00   | 519.00   | 1,201.00 | 3.34                             | 4.12  | 2.82   | 3.47       | 132.90          | 165.59 | 183.93 | 346.09 |
| MMBA                              | 2011-12 | 390.00                      | 510.00   | 495.00   | 1,005.00 | 2.49                             | 3.13  | 2.98   | 3.05       | 156.63          | 163.20 | 166.11 | 329.24 |
| REAL                              | 2007-08 | 0.00                        | 42.00    | 108.00   | 150.00   | 0.00                             | 0.25  | 0.50   | 0.38       |                 | 168.00 | 216.00 | 400.00 |
| REAL                              | 2008-09 | 0.00                        | 0.00     | 63.00    | 63.00    | 0.00                             | 0.00  | 0.38   | 0.19       |                 |        | 168.00 | 336.00 |
| REAL                              | 2009-10 | 0.00                        | 0.00     | 39.00    | 39.00    | 0.00                             | 0.00  | 0.25   | 0.13       |                 |        | 156.00 | 312.00 |
| REAL                              | 2010-11 | 0.00                        | 33.00    | 21.00    | 54.00    | 0.00                             | 0.25  | 0.25   | 0.25       |                 | 132.00 | 84.00  | 216.00 |
| REAL                              | 2011-12 | 0.00                        | 0.00     | 24.00    | 24.00    | 0.00                             | 0.00  | 0.25   | 0.13       |                 |        | 96.00  | 192.00 |

# FERRIS STATE UNIVERSITY

## Student Credit Hours (SCH), Full Time Equated Faculty (FTEF) and SCH/FTEF Aggregated by Course Prefix within College and Department

| Prefix                            | Year    | <u>Student Credit Hours</u> |          |          |          | <u>Full Time Equated Faculty</u> |      |        |            | <u>SCH/FTEF</u> |        |        |        |
|-----------------------------------|---------|-----------------------------|----------|----------|----------|----------------------------------|------|--------|------------|-----------------|--------|--------|--------|
|                                   |         | Summer                      | Fall     | Spring   | F + SP   | Summer                           | Fall | Spring | Avg F + SP | Summer          | Fall   | Spring | F + SP |
| <b><u>College of Business</u></b> |         |                             |          |          |          |                                  |      |        |            |                 |        |        |        |
| <b><u>Marketing</u></b>           |         |                             |          |          |          |                                  |      |        |            |                 |        |        |        |
| ADVG                              | 2007-08 | 102.00                      | 537.00   | 582.00   | 1,119.00 | 0.50                             | 1.75 | 2.00   | 1.88       | 204.00          | 306.86 | 291.00 | 596.80 |
| ADVG                              | 2008-09 | 117.00                      | 594.00   | 699.00   | 1,293.00 | 0.50                             | 2.00 | 2.00   | 2.00       | 234.00          | 297.00 | 349.50 | 646.50 |
| ADVG                              | 2009-10 | 99.00                       | 660.00   | 0.00     | 660.00   | 0.71                             | 2.25 | 0.00   | 1.13       | 139.39          | 293.33 |        | 586.67 |
| AIMC                              | 2009-10 | 0.00                        | 0.00     | 554.00   | 554.00   | 0.00                             | 0.00 | 2.08   | 1.04       |                 |        | 266.35 | 532.69 |
| AIMC                              | 2010-11 | 54.00                       | 588.00   | 574.00   | 1,162.00 | 0.52                             | 1.82 | 2.28   | 2.05       | 102.99          | 323.80 | 252.21 | 567.97 |
| AIMC                              | 2011-12 | 61.00                       | 558.00   | 426.00   | 984.00   | 0.25                             | 1.95 | 1.88   | 1.91       | 244.00          | 286.87 | 227.20 | 515.17 |
| ECOM                              | 2007-08 | 111.00                      | 0.00     | 87.00    | 87.00    | 0.50                             | 0.00 | 0.50   | 0.25       | 222.00          |        | 174.00 | 348.00 |
| ECOM                              | 2008-09 | 117.00                      | 0.00     | 60.00    | 60.00    | 0.50                             | 0.00 | 0.25   | 0.13       | 234.00          |        | 240.00 | 480.00 |
| ECOM                              | 2009-10 | 111.00                      | 0.00     | 39.00    | 39.00    | 0.50                             | 0.00 | 0.25   | 0.13       | 222.00          |        | 156.00 | 312.00 |
| ECOM                              | 2010-11 | 99.00                       | 0.00     | 60.00    | 60.00    | 0.54                             | 0.00 | 0.25   | 0.13       | 183.86          |        | 240.00 | 480.00 |
| ECOM                              | 2011-12 | 108.00                      | 0.00     | 132.00   | 132.00   | 0.50                             | 0.00 | 0.50   | 0.25       | 216.00          |        | 264.00 | 528.00 |
| GRDE                              | 2007-08 | 0.00                        | 1,422.00 | 1,308.00 | 2,730.00 | 0.00                             | 7.20 | 7.00   | 7.10       |                 | 197.50 | 186.86 | 384.51 |
| GRDE                              | 2008-09 | 0.00                        | 1,827.00 | 1,527.00 | 3,354.00 | 0.00                             | 8.22 | 7.20   | 7.71       |                 | 222.26 | 212.08 | 435.02 |
| GRDE                              | 2009-10 | 0.00                        | 1,932.00 | 1,449.00 | 3,381.00 | 0.00                             | 8.20 | 6.95   | 7.57       |                 | 235.61 | 208.49 | 446.34 |
| GRDE                              | 2010-11 | 0.00                        | 1,470.00 | 1,653.00 | 3,123.00 | 0.00                             | 7.52 | 8.45   | 7.99       |                 | 195.38 | 195.62 | 391.02 |
| GRDE                              | 2011-12 | 0.00                        | 1,494.00 | 1,188.00 | 2,682.00 | 0.00                             | 7.25 | 7.00   | 7.12       |                 | 206.07 | 169.71 | 376.42 |
| MKTG                              | 2007-08 | 783.00                      | 2,508.00 | 2,127.00 | 4,635.00 | 3.50                             | 7.81 | 6.92   | 7.36       | 223.71          | 321.02 | 307.52 | 629.36 |
| MKTG                              | 2008-09 | 783.00                      | 2,163.00 | 2,244.00 | 4,407.00 | 3.50                             | 8.00 | 8.00   | 8.00       | 223.71          | 270.38 | 280.50 | 550.88 |
| MKTG                              | 2009-10 | 860.00                      | 2,220.00 | 2,361.00 | 4,581.00 | 4.76                             | 8.25 | 8.67   | 8.46       | 180.56          | 269.24 | 272.42 | 541.74 |
| MKTG                              | 2010-11 | 918.00                      | 2,232.00 | 2,265.00 | 4,497.00 | 4.76                             | 7.78 | 6.91   | 7.35       | 192.74          | 286.85 | 327.61 | 612.06 |
| MKTG                              | 2011-12 | 660.00                      | 2,310.00 | 2,316.00 | 4,626.00 | 3.00                             | 7.11 | 7.38   | 7.24       | 220.00          | 324.91 | 314.03 | 638.74 |
| PREL                              | 2007-08 | 39.00                       | 340.00   | 300.00   | 640.00   | 0.00                             | 1.25 | 1.50   | 1.38       |                 | 272.00 | 200.00 | 465.45 |
| PREL                              | 2008-09 | 81.00                       | 350.00   | 349.00   | 699.00   | 0.25                             | 1.25 | 1.50   | 1.38       | 324.00          | 280.00 | 232.67 | 508.36 |
| PREL                              | 2009-10 | 144.00                      | 293.00   | 248.00   | 541.00   | 0.86                             | 1.45 | 1.08   | 1.27       | 167.39          | 201.44 | 229.63 | 426.90 |
| PREL                              | 2010-11 | 159.00                      | 358.00   | 308.00   | 666.00   | 0.92                             | 1.42 | 1.39   | 1.41       | 172.02          | 252.11 | 221.53 | 473.96 |

# FERRIS STATE UNIVERSITY

## Student Credit Hours (SCH), Full Time Equated Faculty (FTEF) and SCH/FTEF Aggregated by Course Prefix within College and Department

| Prefix                                       | Year    | <u>Student Credit Hours</u> |        |        |          | <u>Full Time Equated Faculty</u> |      |        |            | <u>SCH/FTEF</u> |        |        |          |
|--|---------|-----------------------------|--------|--------|----------|----------------------------------|------|--------|------------|-----------------|--------|--------|----------|
|  |         | Summer                      | Fall   | Spring | F + SP   | Summer                           | Fall | Spring | Avg F + SP | Summer          | Fall   | Spring | F + SP   |
| <b><u>College of Business</u></b>            |         |                             |        |        |          |                                  |      |        |            |                 |        |        |          |
| <b><u>Marketing</u></b>                      |         |                             |        |        |          |                                  |      |        |            |                 |        |        |          |
| PREL   | 2011-12 | 108.00                      | 467.00 | 294.00 | 761.00   | 0.25                             | 1.70 | 1.50   | 1.60       | 432.00          | 275.50 | 196.00 | 476.35   |
| RETG   | 2007-08 | 0.00                        | 282.00 | 432.00 | 714.00   | 0.00                             | 1.00 | 1.08   | 1.04       |                 | 282.00 | 398.77 | 685.44   |
| RETG   | 2008-09 | 75.00                       | 216.00 | 360.00 | 576.00   | 0.25                             | 1.00 | 1.25   | 1.13       | 300.00          | 216.00 | 288.00 | 512.00   |
| RETG   | 2009-10 | 0.00                        | 198.00 | 216.00 | 414.00   | 0.00                             | 0.75 | 0.58   | 0.67       |                 | 264.00 | 370.29 | 621.00   |
| RETG   | 2010-11 | 0.00                        | 219.00 | 291.00 | 510.00   | 0.00                             | 0.75 | 1.00   | 0.88       |                 | 292.00 | 291.00 | 582.86   |
| RETG   | 2011-12 | 0.00                        | 282.00 | 291.00 | 573.00   | 0.00                             | 0.75 | 0.75   | 0.75       |                 | 376.00 | 388.00 | 764.00   |
| STQM   | 2007-08 | 135.00                      | 816.00 | 717.00 | 1,533.00 | 0.75                             | 2.83 | 2.33   | 2.58       | 180.00          | 288.00 | 307.29 | 593.42   |
| STQM   | 2008-09 | 138.00                      | 738.00 | 804.00 | 1,542.00 | 0.75                             | 2.83 | 2.95   | 2.89       | 184.00          | 260.78 | 272.54 | 533.56   |
| STQM   | 2009-10 | 81.00                       | 879.00 | 906.00 | 1,785.00 | 0.50                             | 3.00 | 2.75   | 2.88       | 162.00          | 293.00 | 329.45 | 620.87   |
| STQM   | 2010-11 | 123.00                      | 813.00 | 837.00 | 1,650.00 | 0.75                             | 3.08 | 2.80   | 2.94       | 164.00          | 263.96 | 298.93 | 561.22   |
| STQM   | 2011-12 | 207.00                      | 630.00 | 965.00 | 1,595.00 | 1.00                             | 2.42 | 2.83   | 2.62       | 207.00          | 260.87 | 340.59 | 607.81   |
| <b><u>Sports, Entertain, Hospt. Mgmt</u></b> |         |                             |        |        |          |                                  |      |        |            |                 |        |        |          |
| HOMT   | 2007-08 | 157.00                      | 231.00 | 611.00 | 842.00   | 1.26                             | 1.20 | 2.45   | 1.82       | 124.32          | 193.18 | 249.53 | 462.08   |
| HOMT   | 2008-09 | 164.00                      | 239.00 | 596.00 | 835.00   | 2.25                             | 0.99 | 2.42   | 1.71       | 72.89           | 240.34 | 246.61 | 489.56   |
| HOMT   | 2009-10 | 212.00                      | 233.00 | 713.00 | 946.00   | 2.50                             | 1.02 | 2.82   | 1.92       | 84.80           | 228.20 | 253.04 | 492.87   |
| HOMT   | 2010-11 | 191.00                      | 300.00 | 619.00 | 919.00   | 2.50                             | 1.28 | 2.94   | 2.11       | 76.40           | 235.14 | 210.59 | 436.04   |
| HOMT   | 2011-12 | 180.00                      | 247.00 | 662.00 | 909.00   | 1.00                             | 1.53 | 3.09   | 2.31       | 180.00          | 161.25 | 214.05 | 393.12   |
| MIMG   | 2007-08 | 58.00                       | 135.00 | 79.00  | 214.00   | 0.92                             | 0.73 | 0.70   | 0.71       | 63.04           | 185.63 | 112.86 | 299.87   |
| MIMG   | 2008-09 | 84.00                       | 177.00 | 105.00 | 282.00   | 1.38                             | 0.73 | 0.70   | 0.71       | 61.09           | 243.38 | 150.00 | 395.16   |
| MIMG   | 2009-10 | 92.00                       | 192.00 | 87.00  | 279.00   | 1.00                             | 0.73 | 0.70   | 0.71       | 92.00           | 264.00 | 124.29 | 390.96   |
| MIMG   | 2010-11 | 74.00                       | 199.00 | 103.00 | 302.00   | 0.92                             | 0.73 | 0.70   | 0.71       | 80.43           | 273.63 | 147.14 | 423.18   |
| MIMG   | 2011-12 | 138.00                      | 215.00 | 97.00  | 312.00   | 1.00                             | 0.73 | 0.70   | 0.71       | 138.00          | 295.63 | 138.57 | 437.20   |
| PGMG   | 2007-08 | 312.00                      | 269.00 | 167.00 | 436.00   | 0.33                             | 0.88 | 0.00   | 0.44       | 945.45          | 305.68 |        | 990.91   |
| PGMG   | 2008-09 | 286.00                      | 251.00 | 266.00 | 517.00   | 2.21                             | 0.00 | 0.37   | 0.18       | 129.71          |        | 726.78 | 2,825.14 |



# FERRIS STATE UNIVERSITY

## Student Credit Hours (SCH), Full Time Equated Faculty (FTEF) and SCH/FTEF Aggregated by Course Prefix within College and Department

| Prefix                                       | Year    | <u>Student Credit Hours</u> |        |        |          | <u>Full Time Equated Faculty</u> |      |        |            | <u>SCH/FTEF</u> |        |        |        |
|--|---------|-----------------------------|--------|--------|----------|----------------------------------|------|--------|------------|-----------------|--------|--------|--------|
|  |         | Summer                      | Fall   | Spring | F + SP   | Summer                           | Fall | Spring | Avg F + SP | Summer          | Fall   | Spring | F + SP |
| <b><u>College of Business</u></b>            |         |                             |        |        |          |                                  |      |        |            |                 |        |        |        |
| <b><u>Sports, Entertain, Hospt. Mgmt</u></b> |         |                             |        |        |          |                                  |      |        |            |                 |        |        |        |
| PGMG   | 2009-10 | 262.00                      | 252.00 | 286.00 | 538.00   | 1.33                             | 0.88 | 1.12   | 1.00       | 196.99          | 286.36 | 255.36 | 538.00 |
| PGMG   | 2010-11 | 262.00                      | 248.00 | 310.00 | 558.00   | 0.71                             | 1.00 | 1.66   | 1.33       | 369.01          | 248.00 | 186.75 | 419.55 |
| PGMG   | 2011-12 | 262.00                      | 324.00 | 292.00 | 616.00   | 2.51                             | 0.63 | 0.83   | 0.73       | 104.31          | 517.16 | 351.20 | 845.03 |
| PTMG   | 2007-08 | 40.00                       | 114.00 | 40.00  | 154.00   | 0.33                             | 0.33 | 0.33   | 0.33       | 121.21          | 345.45 | 121.21 | 466.67 |
| PTMG   | 2008-09 | 36.00                       | 135.00 | 66.00  | 201.00   | 0.75                             | 0.42 | 0.00   | 0.21       | 48.00           | 324.52 |        | 966.35 |
| PTMG   | 2009-10 | 38.00                       | 125.00 | 42.00  | 167.00   | 0.33                             | 0.33 | 0.34   | 0.34       | 115.15          | 378.79 | 123.53 | 498.51 |
| PTMG   | 2010-11 | 78.00                       | 127.00 | 50.00  | 177.00   | 0.33                             | 0.33 | 0.33   | 0.33       | 236.36          | 384.85 | 151.52 | 536.36 |
| PTMG   | 2011-12 | 64.00                       | 104.00 | 106.00 | 210.00   | 0.33                             | 0.33 | 0.33   | 0.33       | 193.94          | 315.15 | 321.21 | 636.36 |
| RFIM   | 2007-08 | 57.00                       | 753.00 | 467.00 | 1,220.00 | 0.49                             | 2.88 | 1.82   | 2.35       | 117.00          | 261.07 | 256.02 | 518.23 |
| RFIM   | 2008-09 | 63.00                       | 914.00 | 426.00 | 1,340.00 | 0.25                             | 3.59 | 1.86   | 2.72       | 252.00          | 254.91 | 229.53 | 492.51 |
| RFIM   | 2009-10 | 51.00                       | 944.00 | 460.00 | 1,404.00 | 0.25                             | 3.81 | 2.06   | 2.93       | 204.00          | 247.84 | 223.60 | 478.67 |
| RFIM   | 2010-11 | 42.00                       | 783.00 | 461.00 | 1,244.00 | 0.33                             | 3.55 | 2.58   | 3.07       | 127.27          | 220.31 | 178.45 | 405.38 |
| RFIM   | 2011-12 | 39.00                       | 747.00 | 527.00 | 1,274.00 | 0.90                             | 3.80 | 3.18   | 3.49       | 43.42           | 196.67 | 165.80 | 365.21 |

# FERRIS STATE UNIVERSITY

## Student Credit Hours (SCH), Full Time Equated Faculty (FTEF) and SCH/FTEF Aggregated by Course Prefix within College and Department

| Prefix                                       | Year    | <u>Student Credit Hours</u> |          |          |           | <u>Full Time Equated Faculty</u> |       |        |            | <u>SCH/FTEF</u> |        |        |        |
|--|---------|-----------------------------|----------|----------|-----------|----------------------------------|-------|--------|------------|-----------------|--------|--------|--------|
|  |         | Summer                      | Fall     | Spring   | F + SP    | Summer                           | Fall  | Spring | Avg F + SP | Summer          | Fall   | Spring | F + SP |
| <b><u>College of Education-Human Ser</u></b> |         |                             |          |          |           |                                  |       |        |            |                 |        |        |        |
| <b><u>Criminal Justice</u></b>               |         |                             |          |          |           |                                  |       |        |            |                 |        |        |        |
| CRIM   | 2007-08 | 1,715.00                    | 5,245.00 | 5,324.00 | 10,569.00 | 12.69                            | 26.41 | 27.63  | 27.02      | 135.17          | 198.61 | 192.69 | 391.17 |
| CRIM   | 2008-09 | 1,791.00                    | 5,782.00 | 5,797.00 | 11,579.00 | 11.32                            | 27.29 | 26.93  | 27.11      | 158.22          | 211.84 | 215.28 | 427.10 |
| CRIM   | 2009-10 | 1,855.00                    | 6,429.00 | 6,817.00 | 13,246.00 | 14.66                            | 27.06 | 27.73  | 27.40      | 126.54          | 237.54 | 245.79 | 483.43 |
| CRIM   | 2010-11 | 2,445.00                    | 7,463.00 | 7,270.00 | 14,733.00 | 15.41                            | 28.10 | 30.44  | 29.27      | 158.66          | 265.55 | 238.81 | 503.29 |
| CRIM   | 2011-12 | 2,784.00                    | 7,911.00 | 8,084.00 | 15,995.00 | 21.01                            | 32.12 | 31.94  | 32.03      | 132.53          | 246.30 | 253.10 | 499.38 |
| MSCI   | 2007-08 | 0.00                        | 68.00    | 68.00    | 136.00    | 0.00                             | 0.00  | 0.00   | 0.00       |                 |        |        |        |
| MSCI   | 2008-09 | 0.00                        | 114.00   | 109.00   | 223.00    | 0.00                             | 0.00  | 0.59   | 0.30       |                 | 184.46 |        | 754.77 |
| MSCI   | 2009-10 | 0.00                        | 128.00   | 128.00   | 256.00    | 0.00                             | 0.00  | 0.00   | 0.00       |                 |        |        |        |
| MSCI   | 2010-11 | 0.00                        | 174.00   | 186.00   | 360.00    | 0.00                             | 0.00  | 0.00   | 0.00       |                 |        |        |        |
| MSCI   | 2011-12 | 1.00                        | 234.00   | 190.00   | 424.00    | 0.00                             | 0.00  | 0.00   | 0.00       |                 |        |        |        |
| <b><u>Recreation, Leisure Serv-Well</u></b>  |         |                             |          |          |           |                                  |       |        |            |                 |        |        |        |
| RMLS   | 2007-08 | 186.00                      | 1,132.00 | 1,096.00 | 2,228.00  | 1.52                             | 6.00  | 5.20   | 5.60       | 122.37          | 188.66 | 210.62 | 397.72 |
| RMLS   | 2008-09 | 202.00                      | 1,358.00 | 1,101.00 | 2,459.00  | 1.91                             | 6.36  | 4.85   | 5.60       | 105.76          | 213.59 | 227.20 | 438.96 |
| RMLS   | 2009-10 | 84.00                       | 1,239.00 | 1,006.00 | 2,245.00  | 0.51                             | 5.99  | 5.00   | 5.49       | 165.71          | 206.90 | 201.40 | 408.80 |
| RMLS   | 2010-11 | 208.00                      | 1,079.00 | 831.00   | 1,910.00  | 2.42                             | 3.95  | 5.25   | 4.60       | 86.02           | 272.98 | 158.31 | 415.13 |
| RMLS   | 2011-12 | 115.00                      | 1,104.00 | 1,000.00 | 2,104.00  | 0.69                             | 5.63  | 5.01   | 5.32       | 167.64          | 196.19 | 199.50 | 395.50 |
| <b><u>School of Education Dept</u></b>       |         |                             |          |          |           |                                  |       |        |            |                 |        |        |        |
| ECTE   | 2007-08 | 124.00                      | 289.00   | 144.00   | 433.00    | 0.71                             | 1.78  | 1.00   | 1.39       | 173.70          | 162.66 | 143.53 | 311.52 |
| ECTE   | 2008-09 | 210.00                      | 143.00   | 181.00   | 324.00    | 0.21                             | 1.75  | 1.36   | 1.55       | 989.90          | 81.71  | 133.20 | 208.44 |
| ECTE   | 2009-10 | 295.00                      | 239.00   | 209.00   | 448.00    | 1.37                             | 0.92  | 1.18   | 1.05       | 215.21          | 259.04 | 176.70 | 425.57 |
| ECTE   | 2010-11 | 154.00                      | 211.00   | 190.00   | 401.00    | 0.94                             | 1.03  | 1.69   | 1.36       | 164.53          | 205.30 | 112.29 | 294.88 |
| ECTE   | 2011-12 | 123.00                      | 221.00   | 101.00   | 322.00    | 1.16                             | 1.10  | 0.95   | 1.02       | 105.97          | 200.99 | 106.66 | 314.69 |
| EDCD   | 2007-08 | 122.00                      | 475.00   | 468.00   | 943.00    | 1.20                             | 2.93  | 3.43   | 3.18       | 102.04          | 161.93 | 136.44 | 296.39 |

# FERRIS STATE UNIVERSITY

## Student Credit Hours (SCH), Full Time Equated Faculty (FTEF) and SCH/FTEF Aggregated by Course Prefix within College and Department

| Prefix                                       | Year    | <u>Student Credit Hours</u> |        |        |          | <u>Full Time Equated Faculty</u> |      |        |            | <u>SCH/FTEF</u> |        |        |        |
|--|---------|-----------------------------|--------|--------|----------|----------------------------------|------|--------|------------|-----------------|--------|--------|--------|
|  |         | Summer                      | Fall   | Spring | F + SP   | Summer                           | Fall | Spring | Avg F + SP | Summer          | Fall   | Spring | F + SP |
| <b><u>College of Education-Human Ser</u></b> |         |                             |        |        |          |                                  |      |        |            |                 |        |        |        |
| <b><u>School of Education Dept</u></b>       |         |                             |        |        |          |                                  |      |        |            |                 |        |        |        |
| EDCD   | 2008-09 | 165.00                      | 421.00 | 470.00 | 891.00   | 2.22                             | 3.49 | 4.34   | 3.92       | 74.32           | 120.63 | 108.20 | 227.47 |
| EDCD   | 2009-10 | 137.00                      | 457.00 | 417.00 | 874.00   | 1.79                             | 2.74 | 2.80   | 2.77       | 76.54           | 166.79 | 148.93 | 315.52 |
| EDCD   | 2010-11 | 136.00                      | 547.00 | 631.00 | 1,178.00 | 1.06                             | 3.24 | 4.22   | 3.73       | 128.30          | 168.83 | 149.48 | 315.76 |
| EDCD   | 2011-12 | 225.00                      | 635.00 | 649.00 | 1,284.00 | 1.79                             | 3.67 | 4.47   | 4.07       | 125.70          | 173.23 | 145.26 | 315.73 |
| EDGP   | 2007-08 | 63.00                       | 54.00  | 46.00  | 100.00   | 0.92                             | 0.47 | 0.51   | 0.49       | 68.21           | 114.95 | 89.48  | 203.28 |
| EDGP   | 2008-09 | 122.00                      | 79.00  | 72.00  | 151.00   | 0.70                             | 0.70 | 0.53   | 0.62       | 174.68          | 113.39 | 134.94 | 245.47 |
| EDGP   | 2009-10 | 145.00                      | 89.00  | 91.00  | 180.00   | 1.08                             | 0.54 | 0.77   | 0.66       | 134.20          | 163.73 | 117.60 | 273.26 |
| EDGP   | 2010-11 | 157.00                      | 84.00  | 79.00  | 163.00   | 1.08                             | 0.64 | 0.64   | 0.64       | 145.05          | 130.98 | 124.30 | 255.31 |
| EDGP   | 2011-12 | 127.00                      | 60.00  | 58.00  | 118.00   | 1.25                             | 0.79 | 0.56   | 0.67       | 101.97          | 76.25  | 103.16 | 174.93 |
| EDLA   | 2007-08 | 303.00                      | 460.00 | 332.00 | 792.00   | 1.08                             | 2.92 | 2.34   | 2.63       | 279.69          | 157.71 | 141.98 | 301.43 |
| EDLA   | 2008-09 | 164.00                      | 542.00 | 322.00 | 864.00   | 1.08                             | 2.75 | 2.01   | 2.38       | 151.85          | 197.36 | 160.08 | 363.19 |
| EDLA   | 2009-10 | 75.00                       | 381.00 | 381.00 | 762.00   | 0.79                             | 1.73 | 1.40   | 1.57       | 94.96           | 219.66 | 272.33 | 486.35 |
| EDLA   | 2010-11 | 105.00                      | 459.00 | 456.00 | 915.00   | 1.51                             | 2.00 | 2.45   | 2.23       | 69.72           | 229.05 | 186.00 | 410.73 |
| EDLA   | 2011-12 | 126.00                      | 369.00 | 598.00 | 967.00   | 0.92                             | 2.15 | 3.55   | 2.85       | 136.96          | 171.69 | 168.28 | 339.12 |
| EDLE   | 2009-10 | 0.00                        | 0.00   | 42.00  | 42.00    | 0.00                             | 0.00 | 0.19   | 0.10       |                 |        | 217.00 | 434.00 |
| EDLE   | 2010-11 | 27.00                       | 0.00   | 99.00  | 99.00    | 0.30                             | 0.00 | 0.73   | 0.36       | 90.00           |        | 135.74 | 271.47 |
| EDLE   | 2011-12 | 48.00                       | 57.00  | 93.00  | 150.00   | 0.60                             | 0.48 | 0.90   | 0.69       | 80.00           | 117.99 | 102.77 | 216.13 |
| EDPE   | 2007-08 | 0.00                        | 177.00 | 102.00 | 279.00   | 0.00                             | 0.69 | 0.55   | 0.62       |                 | 255.67 | 187.00 | 450.81 |
| EDPE   | 2008-09 | 0.00                        | 144.00 | 99.00  | 243.00   | 0.00                             | 1.00 | 0.82   | 0.91       |                 | 144.00 | 121.00 | 267.30 |
| EDPE   | 2009-10 | 0.00                        | 225.00 | 147.00 | 372.00   | 0.00                             | 0.88 | 1.00   | 0.94       |                 | 255.00 | 147.00 | 395.25 |
| EDPE   | 2010-11 | 0.00                        | 141.00 | 168.00 | 309.00   | 0.00                             | 0.75 | 0.92   | 0.83       |                 | 188.00 | 183.61 | 371.17 |
| EDPE   | 2011-12 | 0.00                        | 60.00  | 39.00  | 99.00    | 0.00                             | 0.50 | 0.27   | 0.39       |                 | 120.00 | 143.00 | 256.24 |
| EDPH   | 2007-08 | 24.00                       | 9.00   | 27.00  | 36.00    | 0.25                             | 0.25 | 0.31   | 0.28       | 96.00           | 36.00  | 87.10  | 128.57 |
| EDPH   | 2008-09 | 6.00                        | 0.00   | 0.00   | 0.00     | 0.25                             | 0.00 | 0.00   | 0.00       | 24.00           |        |        |        |
| EDPH   | 2009-10 | 12.00                       | 0.00   | 0.00   | 0.00     | 0.50                             | 0.00 | 0.00   | 0.00       | 24.00           |        |        |        |

# FERRIS STATE UNIVERSITY

## Student Credit Hours (SCH), Full Time Equated Faculty (FTEF) and SCH/FTEF Aggregated by Course Prefix within College and Department

| Prefix                                       | Year    | <u>Student Credit Hours</u> |          |          |          | <u>Full Time Equated Faculty</u> |       |        |            | <u>SCH/FTEF</u> |        |        |        |
|--|---------|-----------------------------|----------|----------|----------|----------------------------------|-------|--------|------------|-----------------|--------|--------|--------|
|  |         | Summer                      | Fall     | Spring   | F + SP   | Summer                           | Fall  | Spring | Avg F + SP | Summer          | Fall   | Spring | F + SP |
| <b><u>College of Education-Human Ser</u></b> |         |                             |          |          |          |                                  |       |        |            |                 |        |        |        |
| <b><u>School of Education Dept</u></b>       |         |                             |          |          |          |                                  |       |        |            |                 |        |        |        |
| EDUC   | 2007-08 | 1,235.00                    | 3,464.00 | 3,208.00 | 6,672.00 | 6.11                             | 19.13 | 20.54  | 19.83      | 202.01          | 181.12 | 156.21 | 336.44 |
| EDUC   | 2008-09 | 1,008.00                    | 2,975.00 | 2,778.00 | 5,753.00 | 2.47                             | 16.43 | 20.52  | 18.48      | 408.19          | 181.11 | 135.35 | 311.39 |
| EDUC   | 2009-10 | 1,027.00                    | 2,816.00 | 2,543.00 | 5,359.00 | 5.75                             | 15.79 | 17.79  | 16.79      | 178.64          | 178.35 | 142.93 | 319.18 |
| EDUC   | 2010-11 | 838.00                      | 2,706.00 | 2,523.00 | 5,229.00 | 5.71                             | 17.16 | 14.72  | 15.94      | 146.89          | 157.72 | 171.40 | 328.08 |
| EDUC   | 2011-12 | 826.00                      | 2,709.00 | 2,200.00 | 4,909.00 | 5.21                             | 18.79 | 14.10  | 16.44      | 158.48          | 144.19 | 156.01 | 298.51 |
| ERLA   | 2007-08 | 39.00                       | 39.00    | 105.00   | 144.00   | 0.58                             | 0.36  | 0.88   | 0.62       | 67.24           | 108.33 | 118.87 | 231.64 |
| ERLA   | 2008-09 | 42.00                       | 69.00    | 63.00    | 132.00   | 0.00                             | 0.42  | 0.46   | 0.44       |                 | 166.27 | 137.45 | 302.29 |
| ERLA   | 2009-10 | 102.00                      | 99.00    | 102.00   | 201.00   | 1.20                             | 0.37  | 0.54   | 0.45       | 84.80           | 270.00 | 188.89 | 443.38 |
| ERLA   | 2010-11 | 36.00                       | 123.00   | 93.00    | 216.00   | 0.19                             | 0.75  | 0.88   | 0.82       | 187.61          | 164.31 | 105.09 | 264.46 |
| ERLA   | 2011-12 | 54.00                       | 60.00    | 66.00    | 126.00   | 0.33                             | 0.33  | 0.53   | 0.43       | 163.64          | 181.82 | 123.58 | 291.65 |
| ESPN   | 2007-08 | 159.00                      | 204.00   | 174.00   | 378.00   | 0.91                             | 0.67  | 1.09   | 0.88       | 174.73          | 304.48 | 160.12 | 430.36 |
| ESPN   | 2008-09 | 114.00                      | 204.00   | 204.00   | 408.00   | 0.60                             | 1.24  | 1.05   | 1.15       | 190.00          | 164.52 | 194.02 | 356.11 |
| ESPN   | 2009-10 | 147.00                      | 180.00   | 180.00   | 360.00   | 1.16                             | 0.93  | 1.67   | 1.30       | 126.71          | 192.66 | 107.78 | 276.47 |
| ESPN   | 2010-11 | 117.00                      | 171.00   | 189.00   | 360.00   | 1.30                             | 1.48  | 1.58   | 1.53       | 90.16           | 115.37 | 119.62 | 235.13 |
| ESPN   | 2011-12 | 150.00                      | 198.00   | 258.00   | 456.00   | 1.44                             | 1.13  | 2.48   | 1.80       | 104.17          | 175.53 | 104.23 | 253.11 |
| <b><u>Television Production</u></b>          |         |                             |          |          |          |                                  |       |        |            |                 |        |        |        |
| TVPR   | 2007-08 | 276.00                      | 901.00   | 713.00   | 1,614.00 | 2.83                             | 5.75  | 4.50   | 5.13       | 97.53           | 156.70 | 158.44 | 314.93 |
| TVPR   | 2008-09 | 249.00                      | 838.00   | 761.00   | 1,599.00 | 2.78                             | 6.18  | 6.17   | 6.17       | 89.57           | 135.60 | 123.34 | 258.95 |
| TVPR   | 2009-10 | 210.00                      | 751.00   | 710.00   | 1,461.00 | 1.63                             | 5.83  | 4.83   | 5.33       | 128.83          | 128.74 | 147.00 | 274.02 |
| TVPR   | 2010-11 | 234.00                      | 848.00   | 716.00   | 1,564.00 | 2.61                             | 5.18  | 4.75   | 4.97       | 89.66           | 163.60 | 150.74 | 314.90 |
| TVPR   | 2011-12 | 201.00                      | 710.00   | 723.00   | 1,433.00 | 1.38                             | 5.53  | 4.16   | 4.85       | 145.65          | 128.29 | 173.80 | 295.63 |

# FERRIS STATE UNIVERSITY

## Student Credit Hours (SCH), Full Time Equated Faculty (FTEF) and SCH/FTEF Aggregated by Course Prefix within College and Department

| Prefix                            | Year    | <u>Student Credit Hours</u> |          |          |           | <u>Full Time Equated Faculty</u> |       |        |            | <u>SCH/FTEF</u> |          |        |          |
|-----------------------------------|---------|-----------------------------|----------|----------|-----------|----------------------------------|-------|--------|------------|-----------------|----------|--------|----------|
|                                   |         | Summer                      | Fall     | Spring   | F + SP    | Summer                           | Fall  | Spring | Avg F + SP | Summer          | Fall     | Spring | F + SP   |
| <b><u>College of Pharmacy</u></b> |         |                             |          |          |           |                                  |       |        |            |                 |          |        |          |
| <b><u>Pharmacy</u></b>            |         |                             |          |          |           |                                  |       |        |            |                 |          |        |          |
| PHAD                              | 2007-08 | 131.00                      | 981.00   | 998.00   | 1,979.00  | 0.95                             | 1.92  | 2.75   | 2.33       | 137.99          | 510.89   | 363.23 | 847.95   |
| PHAD                              | 2008-09 | 275.00                      | 1,057.00 | 1,082.00 | 2,139.00  | 1.49                             | 1.55  | 2.36   | 1.96       | 184.93          | 682.87   | 457.59 | 1,093.43 |
| PHAD                              | 2009-10 | 286.00                      | 584.00   | 805.00   | 1,389.00  | 1.95                             | 0.55  | 2.25   | 1.40       | 146.71          | 1,061.76 | 357.06 | 990.53   |
| PHAD                              | 2010-11 | 0.00                        | 438.00   | 480.00   | 918.00    | 0.00                             | 1.00  | 2.00   | 1.50       |                 | 438.00   | 240.00 | 612.00   |
| PHAR                              | 2007-08 | 101.00                      | 911.00   | 596.00   | 1,507.00  | 2.00                             | 1.79  | 1.39   | 1.59       | 50.50           | 509.09   | 427.32 | 946.55   |
| PHAR                              | 2008-09 | 102.00                      | 909.00   | 592.00   | 1,501.00  | 2.77                             | 2.00  | 1.83   | 1.92       | 36.83           | 454.50   | 322.91 | 783.13   |
| PHAR                              | 2009-10 | 75.00                       | 2,919.00 | 2,118.00 | 5,037.00  | 1.43                             | 6.02  | 4.82   | 5.42       | 52.50           | 485.08   | 439.10 | 929.25   |
| PHAR                              | 2010-11 | 441.00                      | 4,974.00 | 4,345.00 | 9,319.00  | 4.83                             | 11.13 | 10.61  | 10.87      | 91.32           | 447.02   | 409.35 | 857.26   |
| PHAR                              | 2011-12 | 644.00                      | 6,795.50 | 6,167.00 | 12,962.50 | 7.92                             | 17.70 | 16.06  | 16.88      | 81.28           | 383.95   | 383.97 | 767.91   |
| PHCG                              | 2007-08 | 6.00                        | 0.00     | 34.00    | 34.00     | 1.00                             | 0.00  | 0.32   | 0.16       | 6.00            |          | 107.27 | 214.54   |
| PHCG                              | 2008-09 | 0.00                        | 0.00     | 22.00    | 22.00     | 0.00                             | 0.00  | 0.32   | 0.16       |                 |          | 69.41  | 138.82   |
| PHCG                              | 2009-10 | 14.00                       | 0.00     | 60.00    | 60.00     | 1.00                             | 0.00  | 0.32   | 0.16       | 14.00           |          | 189.30 | 378.60   |
| PHCH                              | 2007-08 | 386.00                      | 1,395.00 | 1,422.00 | 2,817.00  | 4.54                             | 2.82  | 4.25   | 3.53       | 85.05           | 495.07   | 334.86 | 797.53   |
| PHCH                              | 2008-09 | 417.00                      | 1,439.00 | 1,167.00 | 2,606.00  | 4.39                             | 3.82  | 3.73   | 3.77       | 94.99           | 376.92   | 313.04 | 690.72   |
| PHCH                              | 2009-10 | 276.00                      | 680.00   | 782.00   | 1,462.00  | 3.70                             | 2.10  | 2.11   | 2.11       | 74.60           | 324.31   | 369.90 | 694.40   |
| PHCH                              | 2010-11 | 34.00                       | 0.00     | 0.00     | 0.00      | 2.17                             | 0.00  | 0.00   | 0.00       | 15.69           |          |        |          |
| PHCL                              | 2007-08 | 154.00                      | 605.00   | 416.00   | 1,021.00  | 1.28                             | 1.88  | 0.85   | 1.37       | 119.96          | 322.01   | 488.40 | 747.83   |
| PHCL                              | 2008-09 | 263.00                      | 657.00   | 284.00   | 941.00    | 1.28                             | 1.84  | 0.85   | 1.35       | 204.86          | 357.12   | 333.43 | 699.24   |
| PHCL                              | 2009-10 | 177.00                      | 632.00   | 388.00   | 1,020.00  | 1.05                             | 1.81  | 0.69   | 1.25       | 168.70          | 349.69   | 565.98 | 818.34   |
| PHCL                              | 2010-11 | 8.00                        | 0.00     | 0.00     | 0.00      | 1.23                             | 0.00  | 0.00   | 0.00       | 6.51            |          |        |          |
| PHPR                              | 2007-08 | 1,149.00                    | 3,922.50 | 4,375.50 | 8,298.00  | 23.33                            | 32.09 | 30.51  | 31.30      | 49.25           | 122.22   | 143.40 | 265.08   |
| PHPR                              | 2008-09 | 1,542.50                    | 3,931.50 | 4,471.00 | 8,402.50  | 22.67                            | 24.39 | 27.66  | 26.02      | 68.04           | 161.16   | 161.67 | 322.86   |
| PHPR                              | 2009-10 | 1,504.50                    | 3,684.50 | 4,121.50 | 7,806.00  | 20.87                            | 26.41 | 28.34  | 27.38      | 72.08           | 139.52   | 145.41 | 285.14   |
| PHPR                              | 2010-11 | 1,745.00                    | 3,263.50 | 3,045.00 | 6,308.50  | 21.91                            | 24.02 | 23.02  | 23.52      | 79.66           | 135.88   | 132.25 | 268.20   |
| PHPR                              | 2011-12 | 1,182.00                    | 1,597.00 | 1,525.00 | 3,122.00  | 17.24                            | 18.01 | 18.75  | 18.38      | 68.58           | 88.69    | 81.34  | 169.88   |

# FERRIS STATE UNIVERSITY

## Student Credit Hours (SCH), Full Time Equated Faculty (FTEF) and SCH/FTEF Aggregated by Course Prefix within College and Department

| Prefix                                     | Year    | <u>Student Credit Hours</u> |          |          |          | <u>Full Time Equated Faculty</u> |      |        |            | <u>SCH/FTEF</u> |          |        |          |
|--|---------|-----------------------------|----------|----------|----------|----------------------------------|------|--------|------------|-----------------|----------|--------|----------|
|  |         | Summer                      | Fall     | Spring   | F + SP   | Summer                           | Fall | Spring | Avg F + SP | Summer          | Fall     | Spring | F + SP   |
| <b><u>College of Prof-Tech Studies</u></b> |         |                             |          |          |          |                                  |      |        |            |                 |          |        |          |
| <b><u>Professional-Tech Studies</u></b>    |         |                             |          |          |          |                                  |      |        |            |                 |          |        |          |
| AESL                                       | 2011-12 | 276.00                      | 0.00     | 0.00     | 0.00     | 3.25                             | 0.00 | 0.00   | 0.00       | 84.92           |          |        |          |
| APPS                                       | 2007-08 | 122.00                      | 232.00   | 298.00   | 530.00   | 2.25                             | 2.54 | 2.40   | 2.47       | 54.22           | 91.39    | 123.97 | 214.47   |
| APPS                                       | 2008-09 | 0.00                        | 228.00   | 121.00   | 349.00   | 0.00                             | 1.50 | 1.60   | 1.55       |                 | 152.00   | 75.63  | 225.16   |
| APPS                                       | 2009-10 | 182.00                      | 337.00   | 229.00   | 566.00   | 3.00                             | 2.00 | 1.63   | 1.81       | 60.67           | 168.50   | 140.92 | 312.28   |
| APPS                                       | 2010-11 | 2.00                        | 239.00   | 204.00   | 443.00   | 0.00                             | 1.13 | 1.13   | 1.13       |                 | 212.07   | 181.33 | 393.43   |
| APPS                                       | 2011-12 | 6.00                        | 244.00   | 181.00   | 425.00   | 1.00                             | 1.38 | 1.25   | 1.31       | 6.00            | 177.20   | 144.80 | 323.56   |
| DAGD                                       | 2007-08 | 60.00                       | 1,236.00 | 978.00   | 2,214.00 | 2.25                             | 5.86 | 5.25   | 5.56       | 26.61           | 210.83   | 186.29 | 398.47   |
| DAGD                                       | 2008-09 | 90.00                       | 1,251.00 | 1,023.00 | 2,274.00 | 2.63                             | 6.42 | 5.30   | 5.86       | 34.22           | 194.96   | 193.02 | 388.17   |
| DAGD                                       | 2009-10 | 27.00                       | 969.00   | 861.00   | 1,830.00 | 1.00                             | 6.55 | 5.05   | 5.80       | 27.00           | 147.94   | 170.50 | 315.52   |
| DAGD                                       | 2010-11 | 18.00                       | 1,326.00 | 1,020.00 | 2,346.00 | 1.00                             | 5.63 | 5.30   | 5.47       | 18.00           | 235.38   | 192.45 | 429.15   |
| DAGD                                       | 2011-12 | 72.00                       | 1,158.00 | 1,245.00 | 2,403.00 | 3.00                             | 5.30 | 6.00   | 5.65       | 24.00           | 218.49   | 207.50 | 425.31   |
| ESLC                                       | 2010-11 | 0.00                        | 36.00    | 84.00    | 120.00   | 0.00                             | 1.00 | 0.95   | 0.97       |                 | 36.00    | 88.55  | 123.16   |
| ESLG                                       | 2011-12 | 0.00                        | 117.00   | 0.00     | 117.00   | 0.00                             | 1.00 | 0.00   | 0.50       |                 | 117.00   |        | 234.00   |
| ESLP                                       | 2011-12 | 0.00                        | 0.00     | 857.00   | 857.00   | 0.00                             | 0.00 | 7.00   | 3.50       |                 |          | 122.43 | 244.86   |
| ESLR                                       | 2010-11 | 0.00                        | 44.00    | 92.00    | 136.00   | 0.00                             | 1.00 | 1.01   | 1.00       |                 | 44.00    | 91.54  | 135.66   |
| ESLR                                       | 2011-12 | 0.00                        | 164.00   | 0.00     | 164.00   | 0.00                             | 1.38 | 0.00   | 0.69       |                 | 118.80   |        | 237.60   |
| ESLS                                       | 2011-12 | 0.00                        | 44.00    | 0.00     | 44.00    | 0.00                             | 0.33 | 0.00   | 0.16       |                 | 133.33   |        | 266.67   |
| ESLW                                       | 2010-11 | 0.00                        | 44.00    | 88.00    | 132.00   | 0.00                             | 1.00 | 1.34   | 1.17       |                 | 44.00    | 65.92  | 113.06   |
| ESLW                                       | 2011-12 | 0.00                        | 164.00   | 0.00     | 164.00   | 0.00                             | 2.00 | 0.00   | 1.00       |                 | 82.14    |        | 164.27   |
| GLBL                                       | 2010-11 | 0.00                        | 0.00     | 84.00    | 84.00    | 0.00                             | 0.00 | 0.20   | 0.10       |                 |          | 420.00 | 840.00   |
| GLEL                                       | 2010-11 | 0.00                        | 0.00     | 30.00    | 30.00    | 0.00                             | 0.00 | 0.20   | 0.10       |                 |          | 150.00 | 300.00   |
| IDSL                                       | 2010-11 | 174.00                      | 168.00   | 216.00   | 384.00   | 0.19                             | 0.04 | 0.44   | 0.24       | 915.79          | 4,200.00 | 489.03 | 1,594.38 |

# FERRIS STATE UNIVERSITY

## Student Credit Hours (SCH), Full Time Equated Faculty (FTEF) and SCH/FTEF Aggregated by Course Prefix within College and Department

| Prefix                                     | Year    | <u>Student Credit Hours</u> |        |        |        | <u>Full Time Equated Faculty</u> |      |        |            | <u>SCH/FTEF</u> |        |        |        |
|--|---------|-----------------------------|--------|--------|--------|----------------------------------|------|--------|------------|-----------------|--------|--------|--------|
|  |         | Summer                      | Fall   | Spring | F + SP | Summer                           | Fall | Spring | Avg F + SP | Summer          | Fall   | Spring | F + SP |
| <b><u>College of Prof-Tech Studies</u></b> |         |                             |        |        |        |                                  |      |        |            |                 |        |        |        |
| <b><u>Professional-Tech Studies</u></b>    |         |                             |        |        |        |                                  |      |        |            |                 |        |        |        |
| IDSL                                       | 2011-12 | 278.00                      | 312.00 | 283.00 | 595.00 | 1.01                             | 1.20 | 0.59   | 0.89       | 275.81          | 260.00 | 481.74 | 665.75 |
| SENG                                       | 2007-08 | 0.00                        | 0.00   | 33.00  | 33.00  | 0.00                             | 0.00 | 1.00   | 0.50       |                 |        | 33.00  | 66.00  |
| SENG                                       | 2008-09 | 9.00                        | 57.00  | 57.00  | 114.00 | 2.00                             | 1.25 | 1.00   | 1.13       | 4.50            | 45.60  | 57.00  | 101.33 |
| SENG                                       | 2009-10 | 42.00                       | 57.00  | 48.00  | 105.00 | 1.00                             | 1.00 | 1.00   | 1.00       | 42.00           | 57.00  | 48.00  | 105.00 |
| SENG                                       | 2010-11 | 45.00                       | 114.00 | 90.00  | 204.00 | 2.25                             | 1.20 | 1.00   | 1.10       | 20.00           | 95.00  | 90.00  | 185.45 |
| SENG                                       | 2011-12 | 18.00                       | 264.00 | 96.00  | 360.00 | 2.00                             | 1.75 | 1.00   | 1.38       | 9.00            | 150.86 | 96.00  | 261.82 |

# FERRIS STATE UNIVERSITY

## Student Credit Hours (SCH), Full Time Equated Faculty (FTEF) and SCH/FTEF Aggregated by Course Prefix within College and Department

| Prefix                                  | Year    | <u>Student Credit Hours</u> |          |          |          | <u>Full Time Equated Faculty</u> |       |        |            | <u>SCH/FTEF</u> |        |        |        |
|---|---------|-----------------------------|----------|----------|----------|----------------------------------|-------|--------|------------|-----------------|--------|--------|--------|
|   |         | Summer                      | Fall     | Spring   | F + SP   | Summer                           | Fall  | Spring | Avg F + SP | Summer          | Fall   | Spring | F + SP |
| <b><u>College of Technology</u></b>     |         |                             |          |          |          |                                  |       |        |            |                 |        |        |        |
| <b><u>Arch Tech-Facilities Mgmt</u></b> |         |                             |          |          |          |                                  |       |        |            |                 |        |        |        |
| ARCH                                    | 2007-08 | 20.00                       | 1,074.00 | 1,022.00 | 2,096.00 | 0.17                             | 4.43  | 4.89   | 4.66       | 117.65          | 242.62 | 209.00 | 449.95 |
| ARCH                                    | 2008-09 | 0.00                        | 864.00   | 0.00     | 864.00   | 0.00                             | 4.69  | 0.00   | 2.35       |                 | 184.22 |        | 368.44 |
| FMAN                                    | 2007-08 | 76.00                       | 339.00   | 360.00   | 699.00   | 0.67                             | 1.30  | 1.86   | 1.58       | 113.43          | 260.77 | 193.55 | 442.41 |
| FMAN                                    | 2008-09 | 141.00                      | 565.00   | 0.00     | 565.00   | 0.92                             | 2.08  | 0.00   | 1.04       | 153.26          | 271.63 |        | 543.27 |
| <b><u>Automotive</u></b>                |         |                             |          |          |          |                                  |       |        |            |                 |        |        |        |
| AHEM                                    | 2007-08 | 407.00                      | 0.00     | 0.00     | 0.00     | 1.78                             | 0.00  | 0.00   | 0.00       | 228.65          |        |        |        |
| AMGT                                    | 2007-08 | 0.00                        | 813.00   | 777.00   | 1,590.00 | 0.00                             | 3.33  | 3.46   | 3.39       |                 | 243.90 | 224.89 | 468.45 |
| AMGT                                    | 2008-09 | 399.00                      | 711.00   | 0.00     | 711.00   | 2.51                             | 3.06  | 0.00   | 1.53       | 158.96          | 232.70 |        | 465.40 |
| AUTO                                    | 2007-08 | 272.00                      | 2,092.00 | 2,074.00 | 4,166.00 | 2.00                             | 14.68 | 13.88  | 14.28      | 135.75          | 142.54 | 149.48 | 291.82 |
| AUTO                                    | 2008-09 | 224.00                      | 1,630.00 | 0.00     | 1,630.00 | 2.01                             | 11.44 | 0.00   | 5.72       | 111.17          | 142.43 |        | 284.85 |
| <b><u>Construction Tech-Mgmt</u></b>    |         |                             |          |          |          |                                  |       |        |            |                 |        |        |        |
| BCTM                                    | 2007-08 | 0.00                        | 339.00   | 300.00   | 639.00   | 0.00                             | 2.11  | 1.91   | 2.01       |                 | 160.39 | 157.07 | 317.62 |
| BCTM                                    | 2008-09 | 0.00                        | 324.00   | 0.00     | 324.00   | 0.00                             | 1.83  | 0.00   | 0.91       |                 | 177.53 |        | 355.07 |
| CETM                                    | 2007-08 | 0.00                        | 129.00   | 101.00   | 230.00   | 0.00                             | 0.61  | 0.65   | 0.63       |                 | 210.22 | 155.38 | 364.03 |
| CETM                                    | 2008-09 | 0.00                        | 105.00   | 0.00     | 105.00   | 0.00                             | 0.57  | 0.00   | 0.29       |                 | 183.33 |        | 366.67 |
| CONM                                    | 2007-08 | 93.00                       | 2,549.00 | 2,566.00 | 5,115.00 | 0.75                             | 9.30  | 10.24  | 9.77       | 124.00          | 274.09 | 250.62 | 523.58 |
| CONM                                    | 2008-09 | 96.00                       | 2,575.00 | 0.00     | 2,575.00 | 0.50                             | 10.20 | 0.00   | 5.10       | 192.00          | 252.39 |        | 504.79 |
| <b><u>EET-CNS</u></b>                   |         |                             |          |          |          |                                  |       |        |            |                 |        |        |        |
| ECNS                                    | 2007-08 | 0.00                        | 262.00   | 344.00   | 606.00   | 0.00                             | 1.38  | 2.23   | 1.80       |                 | 190.55 | 154.10 | 335.98 |
| ECNS                                    | 2008-09 | 0.00                        | 284.00   | 0.00     | 284.00   | 0.00                             | 1.33  | 0.00   | 0.67       |                 | 213.53 |        | 427.07 |



# FERRIS STATE UNIVERSITY

## Student Credit Hours (SCH), Full Time Equated Faculty (FTEF) and SCH/FTEF Aggregated by Course Prefix within College and Department

| Prefix                               | Year    | <u>Student Credit Hours</u> |          |          |          | <u>Full Time Equated Faculty</u> |       |        |            | <u>SCH/FTEF</u> |        |        |        |
|--------------------------------------|---------|-----------------------------|----------|----------|----------|----------------------------------|-------|--------|------------|-----------------|--------|--------|--------|
|                                      |         | Summer                      | Fall     | Spring   | F + SP   | Summer                           | Fall  | Spring | Avg F + SP | Summer          | Fall   | Spring | F + SP |
| <b><u>College of Technology</u></b>  |         |                             |          |          |          |                                  |       |        |            |                 |        |        |        |
| <b><u>EET-CNS</u></b>                |         |                             |          |          |          |                                  |       |        |            |                 |        |        |        |
| EEET                                 | 2007-08 | 92.00                       | 1,114.00 | 985.00   | 2,099.00 | 0.33                             | 7.23  | 6.05   | 6.64       | 278.79          | 154.16 | 162.87 | 316.26 |
| EEET                                 | 2008-09 | 116.00                      | 951.00   | 0.00     | 951.00   | 0.67                             | 6.88  | 0.00   | 3.44       | 173.13          | 138.20 |        | 276.40 |
| <b><u>HVARC</u></b>                  |         |                             |          |          |          |                                  |       |        |            |                 |        |        |        |
| HVAC                                 | 2007-08 | 319.00                      | 1,992.00 | 1,612.00 | 3,604.00 | 3.62                             | 10.18 | 9.67   | 9.92       | 88.12           | 195.74 | 166.70 | 363.18 |
| HVAC                                 | 2008-09 | 292.00                      | 1,640.00 | 0.00     | 1,640.00 | 7.00                             | 10.09 | 0.00   | 5.04       | 41.71           | 162.55 |        | 325.10 |
| <b><u>Heavy Equipment</u></b>        |         |                             |          |          |          |                                  |       |        |            |                 |        |        |        |
| HEQT                                 | 2007-08 | 76.00                       | 605.00   | 577.00   | 1,182.00 | 0.67                             | 4.61  | 3.05   | 3.83       | 113.43          | 131.34 | 189.26 | 308.81 |
| HEQT                                 | 2008-09 | 120.00                      | 740.00   | 0.00     | 740.00   | 1.34                             | 5.13  | 0.00   | 2.57       | 89.55           | 144.16 |        | 288.31 |
| HSET                                 | 2007-08 | 64.00                       | 157.00   | 192.00   | 349.00   | 0.67                             | 1.23  | 2.29   | 1.76       | 95.52           | 127.27 | 83.80  | 198.02 |
| HSET                                 | 2008-09 | 44.00                       | 148.00   | 0.00     | 148.00   | 0.67                             | 0.93  | 0.00   | 0.46       | 65.67           | 159.71 |        | 319.42 |
| <b><u>Manufacturing Eng Tech</u></b> |         |                             |          |          |          |                                  |       |        |            |                 |        |        |        |
| MATL                                 | 2007-08 | 0.00                        | 769.00   | 284.00   | 1,053.00 | 0.00                             | 1.96  | 0.95   | 1.45       |                 | 393.21 | 298.95 | 724.78 |
| MATL                                 | 2008-09 | 0.00                        | 667.00   | 0.00     | 667.00   | 0.00                             | 1.83  | 0.00   | 0.92       |                 | 363.82 |        | 727.64 |
| MFGE                                 | 2007-08 | 220.00                      | 1,253.00 | 1,173.00 | 2,426.00 | 1.68                             | 7.45  | 6.76   | 7.11       | 130.95          | 168.24 | 173.43 | 341.43 |
| MFGE                                 | 2008-09 | 222.00                      | 1,282.00 | 0.00     | 1,282.00 | 1.51                             | 6.95  | 0.00   | 3.48       | 147.02          | 184.39 |        | 368.77 |
| MFGT                                 | 2007-08 | 0.00                        | 388.00   | 367.00   | 755.00   | 0.00                             | 3.68  | 3.96   | 3.82       |                 | 105.58 | 92.67  | 197.77 |
| MFGT                                 | 2008-09 | 3.00                        | 270.00   | 0.00     | 270.00   | 0.00                             | 3.56  | 0.00   | 1.78       |                 | 75.76  |        | 151.52 |
| <b><u>Mechanical Design</u></b>      |         |                             |          |          |          |                                  |       |        |            |                 |        |        |        |
| CDTD                                 | 2007-08 | 0.00                        | 380.00   | 338.00   | 718.00   | 0.00                             | 3.29  | 3.61   | 3.45       |                 | 115.64 | 93.63  | 208.23 |
| CDTD                                 | 2008-09 | 0.00                        | 373.00   | 0.00     | 373.00   | 0.00                             | 3.17  | 0.00   | 1.58       |                 | 117.79 |        | 235.58 |

# FERRIS STATE UNIVERSITY

## Student Credit Hours (SCH), Full Time Equated Faculty (FTEF) and SCH/FTEF Aggregated by Course Prefix within College and Department

| Prefix                                   | Year    | <u>Student Credit Hours</u> |        |        |          | <u>Full Time Equated Faculty</u> |      |        |            | <u>SCH/FTEF</u> |        |        |        |
|--|---------|-----------------------------|--------|--------|----------|----------------------------------|------|--------|------------|-----------------|--------|--------|--------|
|  |         | Summer                      | Fall   | Spring | F + SP   | Summer                           | Fall | Spring | Avg F + SP | Summer          | Fall   | Spring | F + SP |
| <b><u>College of Technology</u></b>      |         |                             |        |        |          |                                  |      |        |            |                 |        |        |        |
| <b><u>Mechanical Design</u></b>          |         |                             |        |        |          |                                  |      |        |            |                 |        |        |        |
| ETEC                                     | 2007-08 | 0.00                        | 252.00 | 132.00 | 384.00   | 0.00                             | 1.17 | 0.38   | 0.77       |                 | 216.00 | 352.00 | 498.16 |
| ETEC                                     | 2008-09 | 0.00                        | 285.00 | 0.00   | 285.00   | 0.00                             | 1.00 | 0.00   | 0.50       |                 | 284.05 |        | 568.11 |
| MECH                                     | 2007-08 | 28.00                       | 784.00 | 704.00 | 1,488.00 | 0.67                             | 3.39 | 3.71   | 3.55       | 41.79           | 231.12 | 190.01 | 419.32 |
| MECH                                     | 2008-09 | 68.00                       | 769.00 | 0.00   | 769.00   | 0.67                             | 3.31 | 0.00   | 1.66       | 101.49          | 232.02 |        | 464.04 |
| PDET                                     | 2007-08 | 63.00                       | 282.00 | 272.00 | 554.00   | 0.25                             | 2.25 | 2.25   | 2.25       | 252.00          | 125.33 | 120.89 | 246.22 |
| PDET                                     | 2008-09 | 60.00                       | 417.00 | 0.00   | 417.00   | 0.33                             | 2.02 | 0.00   | 1.01       | 181.82          | 206.20 |        | 412.40 |
| <b><u>Plastics-Rubber</u></b>            |         |                             |        |        |          |                                  |      |        |            |                 |        |        |        |
| PLTS                                     | 2007-08 | 175.00                      | 738.00 | 807.00 | 1,545.00 | 1.31                             | 5.33 | 5.43   | 5.38       | 133.59          | 138.38 | 148.66 | 287.12 |
| PLTS                                     | 2008-09 | 264.00                      | 652.00 | 0.00   | 652.00   | 1.60                             | 4.41 | 0.00   | 2.20       | 165.00          | 148.00 |        | 296.00 |
| RUBR                                     | 2007-08 | 28.00                       | 74.00  | 85.00  | 159.00   | 0.68                             | 1.30 | 1.57   | 1.44       | 41.18           | 56.92  | 54.09  | 110.75 |
| RUBR                                     | 2008-09 | 24.00                       | 133.00 | 0.00   | 133.00   | 1.34                             | 1.97 | 0.00   | 0.99       | 17.91           | 67.39  |        | 134.78 |
| <b><u>Printing-Imaging Tech Mgmt</u></b> |         |                             |        |        |          |                                  |      |        |            |                 |        |        |        |
| NMPP                                     | 2007-08 | 0.00                        | 96.00  | 104.00 | 200.00   | 0.00                             | 1.25 | 0.96   | 1.11       |                 | 76.80  | 107.85 | 180.65 |
| NMPP                                     | 2008-09 | 0.00                        | 111.00 | 0.00   | 111.00   | 0.00                             | 0.99 | 0.00   | 0.49       |                 | 112.46 |        | 224.92 |
| PHOT                                     | 2007-08 | 81.00                       | 147.00 | 150.00 | 297.00   | 0.50                             | 0.60 | 0.50   | 0.55       | 162.00          | 245.00 | 300.00 | 540.00 |
| PHOT                                     | 2008-09 | 63.00                       | 144.00 | 0.00   | 144.00   | 0.50                             | 0.43 | 0.00   | 0.21       | 126.00          | 336.00 |        | 672.00 |
| PMGT                                     | 2007-08 | 69.00                       | 156.00 | 117.00 | 273.00   | 0.67                             | 0.97 | 1.00   | 0.99       | 102.99          | 160.46 | 117.00 | 276.85 |
| PMGT                                     | 2008-09 | 110.00                      | 112.00 | 0.00   | 112.00   | 0.92                             | 1.50 | 0.00   | 0.75       | 119.57          | 74.67  |        | 149.33 |
| PTEC                                     | 2007-08 | 0.00                        | 403.00 | 187.00 | 590.00   | 0.00                             | 2.96 | 2.54   | 2.75       |                 | 136.35 | 73.75  | 214.89 |
| PTEC                                     | 2008-09 | 0.00                        | 328.00 | 0.00   | 328.00   | 0.00                             | 2.69 | 0.00   | 1.35       |                 | 121.73 |        | 243.47 |

# FERRIS STATE UNIVERSITY

## Student Credit Hours (SCH), Full Time Equated Faculty (FTEF) and SCH/FTEF Aggregated by Course Prefix within College and Department

| Prefix                              | Year    | <u>Student Credit Hours</u> |          |        |          | <u>Full Time Equated Faculty</u> |      |        |            | <u>SCH/FTEF</u> |        |        |        |
|-------------------------------------|---------|-----------------------------|----------|--------|----------|----------------------------------|------|--------|------------|-----------------|--------|--------|--------|
|                                     |         | Summer                      | Fall     | Spring | F + SP   | Summer                           | Fall | Spring | Avg F + SP | Summer          | Fall   | Spring | F + SP |
| <b><u>College of Technology</u></b> |         |                             |          |        |          |                                  |      |        |            |                 |        |        |        |
| <b><u>Surveying</u></b>             |         |                             |          |        |          |                                  |      |        |            |                 |        |        |        |
| CENG                                | 2007-08 | 0.00                        | 0.00     | 304.00 | 304.00   | 0.00                             | 0.00 | 1.55   | 0.77       |                 |        | 196.26 | 392.52 |
| CENG                                | 2008-09 | 0.00                        | 40.00    | 0.00   | 40.00    | 0.00                             | 0.40 | 0.00   | 0.20       | 100.00          |        |        | 200.00 |
| GISC                                | 2007-08 | 0.00                        | 0.00     | 84.00  | 84.00    | 0.00                             | 0.00 | 0.86   | 0.43       |                 |        | 97.36  | 194.72 |
| GISC                                | 2008-09 | 39.00                       | 162.00   | 0.00   | 162.00   | 4.00                             | 0.81 | 0.00   | 0.41       | 9.75            | 199.18 |        | 398.36 |
| SURE                                | 2007-08 | 60.00                       | 821.00   | 590.00 | 1,411.00 | 0.50                             | 5.44 | 4.17   | 4.81       | 120.00          | 150.80 | 141.33 | 293.38 |
| SURE                                | 2008-09 | 3.00                        | 635.00   | 0.00   | 635.00   | 0.00                             | 4.06 | 0.00   | 2.03       |                 | 156.47 |        | 312.94 |
| <b><u>Welding Eng Tech</u></b>      |         |                             |          |        |          |                                  |      |        |            |                 |        |        |        |
| WELD                                | 2007-08 | 120.00                      | 1,299.00 | 966.00 | 2,265.00 | 0.67                             | 6.89 | 6.18   | 6.53       | 179.10          | 188.53 | 156.31 | 346.60 |
| WELD                                | 2008-09 | 108.00                      | 1,275.00 | 0.00   | 1,275.00 | 0.60                             | 5.71 | 0.00   | 2.85       | 180.00          | 223.36 |        | 446.73 |

# FERRIS STATE UNIVERSITY

## Student Credit Hours (SCH), Full Time Equated Faculty (FTEF) and SCH/FTEF Aggregated by Course Prefix within College and Department

| Prefix                                      | Year    | <u>Student Credit Hours</u> |          |          |          | <u>Full Time Equated Faculty</u> |       |        |            | <u>SCH/FTEF</u> |        |        |        |
|---|---------|-----------------------------|----------|----------|----------|----------------------------------|-------|--------|------------|-----------------|--------|--------|--------|
|   |         | Summer                      | Fall     | Spring   | F + SP   | Summer                           | Fall  | Spring | Avg F + SP | Summer          | Fall   | Spring | F + SP |
| <b><u>Kendall College of Art-Design</u></b> |         |                             |          |          |          |                                  |       |        |            |                 |        |        |        |
| <b><u>Design Studies</u></b>                |         |                             |          |          |          |                                  |       |        |            |                 |        |        |        |
| KCDC  | 2011-12 | 0.00                        | 51.00    | 99.00    | 150.00   | 0.00                             | 0.08  | 0.50   | 0.29       |                 | 618.18 | 200.00 | 519.48 |
| KCDM  | 2007-08 | 93.00                       | 738.00   | 804.00   | 1,542.00 | 1.20                             | 8.47  | 7.66   | 8.07       | 77.50           | 87.11  | 104.96 | 191.17 |
| KCDM  | 2008-09 | 108.00                      | 888.00   | 810.00   | 1,698.00 | 2.09                             | 9.74  | 9.40   | 9.57       | 51.67           | 91.20  | 86.20  | 177.49 |
| KCDM  | 2009-10 | 147.00                      | 1,008.00 | 1,041.00 | 2,049.00 | 1.32                             | 11.08 | 10.98  | 11.03      | 111.36          | 90.97  | 94.81  | 185.77 |
| KCDM  | 2010-11 | 156.00                      | 960.00   | 1,068.00 | 2,028.00 | 1.32                             | 10.06 | 10.08  | 10.07      | 118.18          | 95.43  | 105.95 | 201.39 |
| KCDM  | 2011-12 | 126.00                      | 996.00   | 987.00   | 1,983.00 | 1.52                             | 12.52 | 11.99  | 12.25      | 82.88           | 79.55  | 82.32  | 161.81 |
| KCDS  | 2007-08 | 141.00                      | 432.00   | 369.00   | 801.00   | 0.29                             | 2.91  | 2.83   | 2.87       | 493.01          | 148.45 | 130.24 | 278.93 |
| KCDS  | 2008-09 | 168.00                      | 426.00   | 360.00   | 786.00   | 0.16                             | 3.22  | 3.00   | 3.11       | 1,069.09        | 132.16 | 120.13 | 252.73 |
| KCDS  | 2009-10 | 183.00                      | 399.00   | 336.00   | 735.00   | 0.77                             | 2.67  | 2.83   | 2.75       | 237.66          | 149.63 | 118.73 | 267.43 |
| KCDS  | 2010-11 | 123.00                      | 369.00   | 357.00   | 726.00   | 0.88                             | 3.00  | 2.93   | 2.97       | 139.77          | 123.00 | 121.70 | 244.72 |
| KCDS  | 2011-12 | 51.00                       | 498.00   | 489.00   | 987.00   | 0.33                             | 3.08  | 3.66   | 3.37       | 154.55          | 161.60 | 133.73 | 292.95 |
| KCFD  | 2007-08 | 6.00                        | 231.00   | 249.00   | 480.00   | 0.00                             | 2.97  | 2.50   | 2.73       |                 | 77.78  | 99.60  | 175.50 |
| KCFD  | 2008-09 | 6.00                        | 252.00   | 222.00   | 474.00   | 0.00                             | 2.66  | 2.83   | 2.75       |                 | 94.62  | 78.54  | 172.68 |
| KCFD  | 2009-10 | 0.00                        | 171.00   | 189.00   | 360.00   | 0.00                             | 3.00  | 2.65   | 2.83       |                 | 57.06  | 71.23  | 127.43 |
| KCFD  | 2010-11 | 3.00                        | 288.00   | 204.00   | 492.00   | 0.00                             | 3.88  | 2.66   | 3.27       |                 | 74.32  | 76.69  | 150.57 |
| KCFD  | 2011-12 | 0.00                        | 279.00   | 177.00   | 456.00   | 0.00                             | 3.42  | 2.66   | 3.04       |                 | 81.64  | 66.54  | 150.06 |
| KCFS  | 2011-12 | 0.00                        | 0.00     | 48.00    | 48.00    | 0.00                             | 0.00  | 0.33   | 0.17       |                 |        | 145.45 | 290.91 |
| KCGD  | 2007-08 | 105.00                      | 1,395.00 | 1,288.00 | 2,683.00 | 1.36                             | 11.99 | 10.15  | 11.07      | 77.09           | 116.35 | 126.90 | 242.37 |
| KCGD  | 2008-09 | 105.00                      | 1,629.00 | 1,618.00 | 3,247.00 | 0.88                             | 12.75 | 13.31  | 13.03      | 119.32          | 127.75 | 121.56 | 249.18 |
| KCGD  | 2009-10 | 90.00                       | 1,644.00 | 1,653.00 | 3,297.00 | 0.85                             | 13.32 | 13.99  | 13.66      | 105.88          | 123.42 | 118.16 | 241.45 |
| KCGD  | 2010-11 | 147.00                      | 1,758.00 | 1,686.00 | 3,444.00 | 2.21                             | 13.97 | 12.67  | 13.32      | 66.52           | 125.84 | 133.07 | 258.56 |
| KCGD  | 2011-12 | 186.00                      | 1,851.00 | 1,797.00 | 3,648.00 | 1.97                             | 15.30 | 14.63  | 14.97      | 94.30           | 120.98 | 122.83 | 243.77 |
| KCHP  | 2007-08 | 6.00                        | 0.00     | 18.00    | 18.00    | 0.17                             | 0.00  | 0.17   | 0.08       | 36.36           |        | 109.09 | 218.18 |
| KCHP  | 2008-09 | 0.00                        | 15.00    | 33.00    | 48.00    | 0.00                             | 0.17  | 0.45   | 0.31       |                 | 90.91  | 73.88  | 156.95 |
| KCHP  | 2009-10 | 0.00                        | 0.00     | 30.00    | 30.00    | 0.00                             | 0.00  | 0.25   | 0.13       |                 |        | 120.00 | 240.00 |

# FERRIS STATE UNIVERSITY

## Student Credit Hours (SCH), Full Time Equated Faculty (FTEF) and SCH/FTEF Aggregated by Course Prefix within College and Department

| Prefix                                      | Year    | <u>Student Credit Hours</u> |          |          |          | <u>Full Time Equated Faculty</u> |       |        |            | <u>SCH/FTEF</u> |        |        |        |
|---|---------|-----------------------------|----------|----------|----------|----------------------------------|-------|--------|------------|-----------------|--------|--------|--------|
|   |         | Summer                      | Fall     | Spring   | F + SP   | Summer                           | Fall  | Spring | Avg F + SP | Summer          | Fall   | Spring | F + SP |
| <b><u>Kendall College of Art-Design</u></b> |         |                             |          |          |          |                                  |       |        |            |                 |        |        |        |
| <b><u>Design Studies</u></b>                |         |                             |          |          |          |                                  |       |        |            |                 |        |        |        |
| KCHP  | 2010-11 | 9.00                        | 18.00    | 39.00    | 57.00    | 0.50                             | 0.33  | 0.50   | 0.42       | 18.00           | 54.00  | 78.00  | 136.80 |
| KCHP  | 2011-12 | 15.00                       | 6.00     | 21.00    | 27.00    | 0.17                             | 0.33  | 0.45   | 0.39       | 90.91           | 18.18  | 47.01  | 69.53  |
| KCID  | 2007-08 | 243.00                      | 1,302.00 | 1,236.00 | 2,538.00 | 2.07                             | 9.96  | 8.80   | 9.38       | 117.39          | 130.72 | 140.45 | 270.58 |
| KCID  | 2008-09 | 168.00                      | 1,317.00 | 1,149.00 | 2,466.00 | 1.28                             | 9.32  | 9.30   | 9.31       | 130.96          | 141.26 | 123.50 | 264.78 |
| KCID  | 2009-10 | 138.00                      | 1,230.00 | 1,074.00 | 2,304.00 | 1.62                             | 10.55 | 9.64   | 10.10      | 85.19           | 116.55 | 111.37 | 228.16 |
| KCID  | 2010-11 | 78.00                       | 1,011.00 | 891.00   | 1,902.00 | 1.66                             | 9.76  | 7.85   | 8.80       | 46.99           | 103.64 | 113.55 | 216.12 |
| KCID  | 2011-12 | 36.00                       | 780.00   | 672.00   | 1,452.00 | 0.44                             | 6.81  | 6.82   | 6.81       | 81.82           | 114.52 | 98.58  | 213.10 |
| KCIL  | 2007-08 | 54.00                       | 600.00   | 633.00   | 1,233.00 | 1.33                             | 5.66  | 5.33   | 5.50       | 40.60           | 106.01 | 118.69 | 224.32 |
| KCIL  | 2008-09 | 82.00                       | 666.00   | 763.00   | 1,429.00 | 0.99                             | 5.99  | 6.24   | 6.11       | 82.83           | 111.25 | 122.34 | 233.82 |
| KCIL  | 2009-10 | 90.00                       | 848.00   | 999.00   | 1,847.00 | 1.65                             | 7.01  | 6.66   | 6.83       | 54.55           | 120.97 | 150.08 | 270.29 |
| KCIL  | 2010-11 | 139.00                      | 900.00   | 966.00   | 1,866.00 | 2.99                             | 7.99  | 7.34   | 7.66       | 46.49           | 112.64 | 131.67 | 243.50 |
| KCIL  | 2011-12 | 153.00                      | 993.00   | 1,098.00 | 2,091.00 | 1.66                             | 8.33  | 8.66   | 8.50       | 92.17           | 119.21 | 126.79 | 246.14 |
| KCIN  | 2007-08 | 21.00                       | 414.00   | 568.00   | 982.00   | 0.33                             | 4.65  | 4.98   | 4.82       | 63.64           | 89.03  | 114.06 | 203.95 |
| KCIN  | 2008-09 | 45.00                       | 486.00   | 486.00   | 972.00   | 0.66                             | 5.31  | 5.39   | 5.35       | 68.18           | 91.53  | 90.17  | 181.68 |
| KCIN  | 2009-10 | 9.00                        | 519.00   | 684.00   | 1,203.00 | 0.00                             | 5.64  | 6.98   | 6.31       |                 | 91.97  | 97.99  | 190.60 |
| KCIN  | 2010-11 | 24.00                       | 543.00   | 621.00   | 1,164.00 | 0.33                             | 6.57  | 6.48   | 6.52       | 72.73           | 82.65  | 95.87  | 178.42 |
| KCIN  | 2011-12 | 105.00                      | 453.00   | 453.00   | 906.00   | 1.30                             | 4.95  | 4.76   | 4.86       | 80.96           | 91.48  | 95.15  | 186.56 |
| KCVC  | 2007-08 | 21.00                       | 0.00     | 0.00     | 0.00     | 0.00                             | 0.00  | 0.00   | 0.00       |                 |        |        |        |
| KDES  | 2007-08 | 45.00                       | 21.00    | 48.00    | 69.00    | 0.79                             | 0.48  | 0.99   | 0.74       | 56.82           | 43.45  | 48.32  | 93.45  |
| KDES  | 2008-09 | 39.00                       | 42.00    | 87.00    | 129.00   | 0.99                             | 0.66  | 1.31   | 0.99       | 39.39           | 63.32  | 66.24  | 130.52 |
| KDES  | 2009-10 | 0.00                        | 57.00    | 111.00   | 168.00   | 0.00                             | 0.66  | 1.58   | 1.12       |                 | 85.93  | 70.40  | 150.00 |
| KDES  | 2010-11 | 54.00                       | 15.00    | 33.00    | 48.00    | 0.66                             | 0.11  | 0.53   | 0.32       | 81.82           | 136.36 | 62.26  | 150.00 |
| KDES  | 2011-12 | 60.00                       | 30.00    | 48.00    | 78.00    | 1.00                             | 0.66  | 0.66   | 0.66       | 60.00           | 45.45  | 72.73  | 118.18 |

# FERRIS STATE UNIVERSITY

## Student Credit Hours (SCH), Full Time Equated Faculty (FTEF) and SCH/FTEF Aggregated by Course Prefix within College and Department

| Prefix                                      | Year    | <u>Student Credit Hours</u> |          |          |          | <u>Full Time Equated Faculty</u> |       |        |            | <u>SCH/FTEF</u> |        |        |        |
|---|---------|-----------------------------|----------|----------|----------|----------------------------------|-------|--------|------------|-----------------|--------|--------|--------|
|   |         | Summer                      | Fall     | Spring   | F + SP   | Summer                           | Fall  | Spring | Avg F + SP | Summer          | Fall   | Spring | F + SP |
| <b><u>Kendall College of Art-Design</u></b> |         |                             |          |          |          |                                  |       |        |            |                 |        |        |        |
| <b><u>Fine Arts-Foundation</u></b>          |         |                             |          |          |          |                                  |       |        |            |                 |        |        |        |
| KCDR  | 2009-10 | 0.00                        | 1,158.00 | 945.00   | 2,103.00 | 0.00                             | 10.25 | 7.16   | 8.70       |                 | 113.01 | 131.96 | 241.61 |
| KCDR  | 2010-11 | 24.00                       | 1,077.00 | 954.00   | 2,031.00 | 1.05                             | 8.66  | 6.86   | 7.76       | 22.75           | 124.33 | 139.09 | 261.70 |
| KCDR  | 2011-12 | 24.00                       | 1,071.00 | 744.00   | 1,815.00 | 0.33                             | 9.94  | 6.30   | 8.12       | 72.73           | 107.74 | 118.11 | 223.52 |
| KCED  | 2007-08 | 0.00                        | 102.00   | 146.00   | 248.00   | 0.00                             | 0.83  | 0.99   | 0.91       |                 | 122.22 | 146.97 | 271.33 |
| KCED  | 2008-09 | 0.00                        | 224.00   | 153.00   | 377.00   | 0.00                             | 1.37  | 2.25   | 1.81       |                 | 164.04 | 68.00  | 208.54 |
| KCED  | 2009-10 | 3.00                        | 223.00   | 140.00   | 363.00   | 0.00                             | 1.98  | 1.72   | 1.85       |                 | 112.90 | 81.35  | 196.42 |
| KCED  | 2010-11 | 0.00                        | 193.00   | 137.00   | 330.00   | 0.00                             | 1.77  | 1.29   | 1.53       |                 | 108.77 | 106.31 | 215.47 |
| KCED  | 2011-12 | 0.00                        | 143.00   | 165.00   | 308.00   | 0.00                             | 2.10  | 2.69   | 2.40       |                 | 67.99  | 61.27  | 128.43 |
| KCFA  | 2007-08 | 108.00                      | 723.00   | 747.00   | 1,470.00 | 0.91                             | 6.73  | 5.11   | 5.92       | 118.52          | 107.42 | 146.18 | 248.29 |
| KCFA  | 2008-09 | 243.00                      | 819.00   | 887.00   | 1,706.00 | 1.89                             | 7.28  | 8.38   | 7.83       | 128.69          | 112.45 | 105.88 | 217.87 |
| KCFA  | 2009-10 | 156.00                      | 444.00   | 321.00   | 765.00   | 1.49                             | 4.38  | 3.64   | 4.01       | 105.05          | 101.27 | 88.28  | 190.76 |
| KCFA  | 2010-11 | 96.00                       | 90.00    | 45.00    | 135.00   | 0.88                             | 0.42  | 0.58   | 0.50       | 109.09          | 216.00 | 78.21  | 272.16 |
| KCFA  | 2011-12 | 0.00                        | 78.00    | 72.00    | 150.00   | 0.00                             | 0.83  | 0.47   | 0.65       |                 | 93.98  | 153.34 | 230.85 |
| KCFN  | 2007-08 | 36.00                       | 1,992.00 | 1,317.00 | 3,309.00 | 0.74                             | 13.97 | 10.67  | 12.32      | 48.40           | 142.59 | 123.42 | 268.59 |
| KCFN  | 2008-09 | 54.00                       | 2,175.00 | 1,533.00 | 3,708.00 | 0.76                             | 15.76 | 12.98  | 14.37      | 70.89           | 138.02 | 118.11 | 258.05 |
| KCFN  | 2009-10 | 39.00                       | 0.00     | 0.00     | 0.00     | 0.99                             | 0.00  | 0.00   | 0.00       | 39.39           |        |        |        |
| KCMJ  | 2007-08 | 12.00                       | 150.00   | 169.00   | 319.00   | 0.30                             | 3.34  | 3.00   | 3.17       | 40.00           | 44.91  | 56.33  | 100.63 |
| KCMJ  | 2008-09 | 1.00                        | 181.00   | 223.00   | 404.00   | 0.33                             | 4.00  | 3.58   | 3.79       | 3.03            | 45.25  | 62.29  | 106.60 |
| KCMJ  | 2009-10 | 12.00                       | 167.00   | 203.00   | 370.00   | 0.33                             | 2.83  | 2.50   | 2.67       | 36.36           | 59.01  | 81.20  | 138.84 |
| KCMJ  | 2010-11 | 18.00                       | 96.00    | 111.00   | 207.00   | 0.33                             | 1.58  | 1.50   | 1.54       | 54.55           | 60.76  | 74.00  | 134.42 |
| KCMJ  | 2011-12 | 33.00                       | 88.00    | 105.00   | 193.00   | 0.53                             | 1.78  | 1.89   | 1.84       | 62.50           | 49.42  | 55.51  | 105.12 |
| KCPA  | 2007-08 | 0.00                        | 249.00   | 318.00   | 567.00   | 0.00                             | 1.59  | 2.06   | 1.83       |                 | 156.50 | 154.37 | 310.59 |
| KCPA  | 2008-09 | 0.00                        | 282.00   | 336.00   | 618.00   | 0.00                             | 1.57  | 2.19   | 1.88       |                 | 179.77 | 153.72 | 329.21 |
| KCPA  | 2009-10 | 15.00                       | 1,092.00 | 954.00   | 2,046.00 | 0.17                             | 7.45  | 9.91   | 8.68       | 90.91           | 146.54 | 96.31  | 235.75 |
| KCPA  | 2010-11 | 48.00                       | 1,296.00 | 871.00   | 2,167.00 | 0.39                             | 10.79 | 8.90   | 9.84       | 124.68          | 120.13 | 97.90  | 220.18 |

# FERRIS STATE UNIVERSITY

## Student Credit Hours (SCH), Full Time Equated Faculty (FTEF) and SCH/FTEF Aggregated by Course Prefix within College and Department

| Prefix                                      | Year    | <u>Student Credit Hours</u> |          |        |          | <u>Full Time Equated Faculty</u> |      |        |            | <u>SCH/FTEF</u> |        |        |        |
|---|---------|-----------------------------|----------|--------|----------|----------------------------------|------|--------|------------|-----------------|--------|--------|--------|
|   |         | Summer                      | Fall     | Spring | F + SP   | Summer                           | Fall | Spring | Avg F + SP | Summer          | Fall   | Spring | F + SP |
| <b><u>Kendall College of Art-Design</u></b> |         |                             |          |        |          |                                  |      |        |            |                 |        |        |        |
| <b><u>Fine Arts-Foundation</u></b>          |         |                             |          |        |          |                                  |      |        |            |                 |        |        |        |
| KCPA  | 2011-12 | 9.00                        | 1,206.00 | 931.00 | 2,137.00 | 0.33                             | 9.72 | 11.40  | 10.56      | 27.27           | 124.07 | 81.68  | 202.38 |
| KCPH  | 2007-08 | 42.00                       | 345.00   | 417.00 | 762.00   | 0.66                             | 2.69 | 2.64   | 2.66       | 63.64           | 128.24 | 158.11 | 286.05 |
| KCPH  | 2008-09 | 30.00                       | 384.00   | 468.00 | 852.00   | 0.33                             | 3.06 | 3.34   | 3.20       | 90.91           | 125.70 | 139.97 | 266.31 |
| KCPH  | 2009-10 | 48.00                       | 461.00   | 516.00 | 977.00   | 0.33                             | 3.06 | 3.68   | 3.37       | 145.45          | 150.65 | 140.08 | 289.75 |
| KCPH  | 2010-11 | 54.00                       | 513.00   | 525.00 | 1,038.00 | 0.99                             | 3.03 | 3.29   | 3.16       | 54.55           | 169.05 | 159.69 | 328.36 |
| KCPH  | 2011-12 | 57.00                       | 504.00   | 597.00 | 1,101.00 | 0.50                             | 3.73 | 4.61   | 4.17       | 115.15          | 135.24 | 129.59 | 264.23 |
| KCPR  | 2009-10 | 0.00                        | 312.00   | 310.00 | 622.00   | 0.00                             | 1.81 | 2.35   | 2.08       |                 | 171.92 | 131.79 | 298.52 |
| KCPR  | 2010-11 | 24.00                       | 223.00   | 238.00 | 461.00   | 0.33                             | 1.74 | 1.94   | 1.84       | 72.73           | 127.88 | 122.41 | 249.99 |
| KCPR  | 2011-12 | 36.00                       | 183.00   | 177.00 | 360.00   | 0.50                             | 1.90 | 2.21   | 2.06       | 72.73           | 96.07  | 79.92  | 174.78 |
| KCSF  | 2007-08 | 21.00                       | 258.00   | 270.00 | 528.00   | 0.33                             | 3.82 | 3.67   | 3.75       | 63.64           | 67.48  | 73.60  | 140.96 |
| KCSF  | 2008-09 | 24.00                       | 267.00   | 246.00 | 513.00   | 0.33                             | 4.00 | 4.00   | 4.00       | 72.73           | 66.78  | 61.45  | 128.22 |
| KCSF  | 2009-10 | 18.00                       | 672.00   | 526.00 | 1,198.00 | 0.33                             | 6.66 | 5.79   | 6.22       | 54.55           | 100.95 | 90.87  | 192.53 |
| KCSF  | 2010-11 | 27.00                       | 625.00   | 577.00 | 1,202.00 | 0.43                             | 6.49 | 6.48   | 6.48       | 62.79           | 96.30  | 89.08  | 185.39 |
| KCSF  | 2011-12 | 27.00                       | 619.00   | 519.00 | 1,138.00 | 0.76                             | 5.97 | 5.79   | 5.88       | 35.53           | 103.66 | 89.59  | 193.46 |
| KGDR  | 2010-11 | 0.00                        | 48.00    | 42.00  | 90.00    | 0.00                             | 0.74 | 0.95   | 0.85       |                 | 64.77  | 44.21  | 106.44 |
| KGDR  | 2011-12 | 12.00                       | 54.00    | 34.00  | 88.00    | 0.00                             | 0.61 | 0.95   | 0.78       |                 | 88.47  | 35.85  | 112.91 |
| KGED  | 2010-11 | 0.00                        | 10.00    | 10.00  | 20.00    | 0.00                             | 0.22 | 0.32   | 0.27       |                 | 45.00  | 30.91  | 73.29  |
| KGED  | 2011-12 | 27.00                       | 15.00    | 2.00   | 17.00    | 0.39                             | 0.24 | 0.18   | 0.21       | 69.74           | 62.40  | 10.83  | 79.98  |
| KGFA  | 2010-11 | 0.00                        | 72.00    | 42.00  | 114.00   | 0.00                             | 0.96 | 0.41   | 0.69       |                 | 75.04  | 101.92 | 166.24 |
| KGFA  | 2011-12 | 3.00                        | 78.00    | 69.00  | 147.00   | 0.17                             | 1.19 | 0.61   | 0.90       | 18.18           | 65.35  | 113.29 | 163.10 |
| KGPA  | 2010-11 | 0.00                        | 105.00   | 124.00 | 229.00   | 0.00                             | 1.34 | 1.35   | 1.35       |                 | 78.63  | 91.53  | 170.24 |
| KGPA  | 2011-12 | 42.00                       | 141.00   | 87.00  | 228.00   | 0.50                             | 1.58 | 2.26   | 1.92       | 84.85           | 88.97  | 38.50  | 118.61 |
| KGPH  | 2010-11 | 0.00                        | 24.00    | 24.00  | 48.00    | 0.00                             | 0.62 | 0.38   | 0.50       |                 | 39.00  | 62.40  | 96.00  |
| KGPH  | 2011-12 | 3.00                        | 42.00    | 45.00  | 87.00    | 0.17                             | 0.59 | 0.73   | 0.66       | 18.18           | 70.80  | 61.69  | 131.56 |

# FERRIS STATE UNIVERSITY

## Student Credit Hours (SCH), Full Time Equated Faculty (FTEF) and SCH/FTEF Aggregated by Course Prefix within College and Department

| Prefix                                      | Year    | <u>Student Credit Hours</u> |          |          |          | <u>Full Time Equated Faculty</u> |       |        |            | <u>SCH/FTEF</u> |        |        |        |
|---|---------|-----------------------------|----------|----------|----------|----------------------------------|-------|--------|------------|-----------------|--------|--------|--------|
|   |         | Summer                      | Fall     | Spring   | F + SP   | Summer                           | Fall  | Spring | Avg F + SP | Summer          | Fall   | Spring | F + SP |
| <b><u>Kendall College of Art-Design</u></b> |         |                             |          |          |          |                                  |       |        |            |                 |        |        |        |
| <b><u>Fine Arts-Foundation</u></b>          |         |                             |          |          |          |                                  |       |        |            |                 |        |        |        |
| KGPR  | 2010-11 | 0.00                        | 24.00    | 12.00    | 36.00    | 0.00                             | 0.59  | 0.39   | 0.49       |                 | 40.94  | 31.11  | 74.08  |
| KGPR  | 2011-12 | 3.00                        | 24.00    | 18.00    | 42.00    | 0.17                             | 0.31  | 0.63   | 0.47       | 18.18           | 76.36  | 28.36  | 88.52  |
| <b><u>Liberal Arts-Sci-Arts History</u></b> |         |                             |          |          |          |                                  |       |        |            |                 |        |        |        |
| KCAH  | 2007-08 | 270.00                      | 1,587.00 | 1,552.00 | 3,139.00 | 1.33                             | 5.66  | 5.16   | 5.41       | 203.01          | 280.39 | 300.85 | 580.29 |
| KCAH  | 2008-09 | 294.00                      | 1,809.00 | 1,669.00 | 3,478.00 | 1.22                             | 6.41  | 6.33   | 6.37       | 240.98          | 282.22 | 263.67 | 546.00 |
| KCAH  | 2009-10 | 237.00                      | 1,668.00 | 1,795.00 | 3,463.00 | 1.99                             | 5.33  | 6.16   | 5.75       | 119.10          | 312.95 | 291.40 | 602.79 |
| KCAH  | 2010-11 | 246.00                      | 1,821.00 | 1,401.00 | 3,222.00 | 0.99                             | 5.96  | 4.90   | 5.43       | 248.48          | 305.45 | 285.89 | 593.25 |
| KCAH  | 2011-12 | 207.00                      | 1,629.00 | 1,458.00 | 3,087.00 | 1.10                             | 6.01  | 5.56   | 5.78       | 188.18          | 271.05 | 262.31 | 533.70 |
| KCED  | 2007-08 | 0.00                        | 8.00     | 0.00     | 8.00     | 0.00                             | 0.11  | 0.00   | 0.05       |                 | 76.00  |        | 152.00 |
| KCED  | 2008-09 | 3.00                        | 0.00     | 0.00     | 0.00     | 0.00                             | 0.00  | 0.00   | 0.00       |                 |        |        |        |
| KCED  | 2010-11 | 41.00                       | 0.00     | 0.00     | 0.00     | 0.66                             | 0.00  | 0.00   | 0.00       | 61.75           |        |        |        |
| KCHU  | 2007-08 | 321.00                      | 1,473.00 | 1,303.00 | 2,776.00 | 1.76                             | 7.87  | 6.61   | 7.24       | 182.91          | 187.09 | 196.98 | 383.20 |
| KCHU  | 2008-09 | 471.00                      | 1,713.00 | 1,336.00 | 3,049.00 | 2.76                             | 8.93  | 7.87   | 8.40       | 170.34          | 191.90 | 169.72 | 363.01 |
| KCHU  | 2009-10 | 537.00                      | 1,917.00 | 1,383.00 | 3,300.00 | 3.05                             | 9.80  | 8.17   | 8.98       | 176.30          | 195.68 | 169.21 | 367.28 |
| KCHU  | 2010-11 | 477.00                      | 1,923.00 | 1,389.00 | 3,312.00 | 2.42                             | 10.23 | 8.01   | 9.12       | 197.11          | 187.92 | 173.37 | 363.06 |
| KCHU  | 2011-12 | 459.00                      | 1,779.00 | 1,494.00 | 3,273.00 | 3.31                             | 10.63 | 8.83   | 9.73       | 138.67          | 167.41 | 169.26 | 336.50 |
| KCSC  | 2007-08 | 93.00                       | 420.00   | 528.00   | 948.00   | 0.96                             | 2.51  | 2.84   | 2.67       | 96.88           | 167.33 | 185.92 | 354.39 |
| KCSC  | 2008-09 | 114.00                      | 504.00   | 480.00   | 984.00   | 1.33                             | 2.51  | 2.50   | 2.50       | 86.04           | 201.20 | 192.00 | 393.21 |
| KCSC  | 2009-10 | 126.00                      | 483.00   | 480.00   | 963.00   | 1.33                             | 2.51  | 2.59   | 2.55       | 95.09           | 192.81 | 185.33 | 378.02 |
| KCSC  | 2010-11 | 114.00                      | 456.00   | 447.00   | 903.00   | 0.99                             | 1.67  | 2.35   | 2.01       | 115.15          | 273.05 | 190.62 | 449.81 |
| KCSC  | 2011-12 | 99.00                       | 402.00   | 492.00   | 894.00   | 0.66                             | 2.01  | 2.68   | 2.35       | 150.00          | 200.00 | 183.58 | 381.24 |
| KCSS  | 2007-08 | 179.00                      | 405.00   | 441.00   | 846.00   | 0.99                             | 2.16  | 2.21   | 2.18       | 180.81          | 187.79 | 199.55 | 387.48 |
| KCSS  | 2008-09 | 189.00                      | 540.00   | 447.00   | 987.00   | 1.54                             | 2.65  | 3.05   | 2.85       | 122.73          | 203.77 | 146.64 | 346.42 |
| KCSS  | 2009-10 | 162.00                      | 513.00   | 528.00   | 1,041.00 | 1.32                             | 2.16  | 3.41   | 2.78       | 122.73          | 238.05 | 154.69 | 373.90 |



# FERRIS STATE UNIVERSITY

## Student Credit Hours (SCH), Full Time Equated Faculty (FTEF) and SCH/FTEF Aggregated by Course Prefix within College and Department

| Prefix                                      | Year    | <u>Student Credit Hours</u> |        |        |        | <u>Full Time Equated Faculty</u> |      |        |            | <u>SCH/FTEF</u> |        |        |        |
|---|---------|-----------------------------|--------|--------|--------|----------------------------------|------|--------|------------|-----------------|--------|--------|--------|
|   |         | Summer                      | Fall   | Spring | F + SP | Summer                           | Fall | Spring | Avg F + SP | Summer          | Fall   | Spring | F + SP |
| <b><u>Kendall College of Art-Design</u></b> |         |                             |        |        |        |                                  |      |        |            |                 |        |        |        |
| <b><u>Liberal Arts-Sci-Arts History</u></b> |         |                             |        |        |        |                                  |      |        |            |                 |        |        |        |
| KCSS  | 2010-11 | 150.00                      | 441.00 | 540.00 | 981.00 | 2.04                             | 1.88 | 3.24   | 2.56       | 73.53           | 234.16 | 166.50 | 382.70 |
| KCSS  | 2011-12 | 156.00                      | 471.00 | 516.00 | 987.00 | 1.16                             | 2.82 | 3.84   | 3.33       | 135.06          | 166.92 | 134.38 | 296.32 |
| KGAH  | 2010-11 | 0.00                        | 60.00  | 66.00  | 126.00 | 0.00                             | 0.36 | 0.99   | 0.68       |                 | 164.38 | 66.86  | 186.37 |
| KGAH  | 2011-12 | 3.00                        | 69.00  | 66.00  | 135.00 | 0.22                             | 0.65 | 1.09   | 0.87       | 13.64           | 106.15 | 60.81  | 155.58 |

# FERRIS STATE UNIVERSITY

## Student Credit Hours (SCH), Full Time Equated Faculty (FTEF) and SCH/FTEF Aggregated by Course Prefix within College and Department

| Prefix                               | Year    | <u>Student Credit Hours</u> |          |          |          | <u>Full Time Equated Faculty</u> |       |        |            | <u>SCH/FTEF</u> |        |        |        |
|--------------------------------------|---------|-----------------------------|----------|----------|----------|----------------------------------|-------|--------|------------|-----------------|--------|--------|--------|
|                                      |         | Summer                      | Fall     | Spring   | F + SP   | Summer                           | Fall  | Spring | Avg F + SP | Summer          | Fall   | Spring | F + SP |
| <u>Michigan College of Optometry</u> |         |                             |          |          |          |                                  |       |        |            |                 |        |        |        |
| <u>MI College of Optometry</u>       |         |                             |          |          |          |                                  |       |        |            |                 |        |        |        |
| OPTM                                 | 2007-08 | 838.00                      | 2,572.00 | 2,446.00 | 5,018.00 | 15.01                            | 19.36 | 20.20  | 19.78      | 55.84           | 132.87 | 121.09 | 253.71 |
| OPTM                                 | 2008-09 | 1,056.00                    | 2,625.00 | 2,537.00 | 5,162.00 | 16.51                            | 19.55 | 20.41  | 19.98      | 63.97           | 134.24 | 124.30 | 258.33 |
| OPTM                                 | 2009-10 | 1,042.00                    | 2,605.00 | 2,517.00 | 5,122.00 | 17.01                            | 19.56 | 19.74  | 19.65      | 61.27           | 133.20 | 127.53 | 260.71 |
| OPTM                                 | 2010-11 | 1,017.00                    | 2,588.00 | 2,435.00 | 5,023.00 | 16.50                            | 19.89 | 18.82  | 19.35      | 61.64           | 130.15 | 129.38 | 259.55 |
| OPTM                                 | 2011-12 | 1,105.00                    | 2,612.00 | 2,536.00 | 5,148.00 | 19.30                            | 19.29 | 18.57  | 18.93      | 57.24           | 135.42 | 136.56 | 271.97 |

# FERRIS STATE UNIVERSITY

## Student Credit Hours (SCH), Full Time Equated Faculty (FTEF) and SCH/FTEF Aggregated by Course Prefix within College and Department

| Prefix                                 | Year    | <u>Student Credit Hours</u> |          |        |          | <u>Full Time Equated Faculty</u> |      |        |            | <u>SCH/FTEF</u> |        |        |          |
|--|---------|-----------------------------|----------|--------|----------|----------------------------------|------|--------|------------|-----------------|--------|--------|----------|
|  |         | Summer                      | Fall     | Spring | F + SP   | Summer                           | Fall | Spring | Avg F + SP | Summer          | Fall   | Spring | F + SP   |
| <b><u>University College</u></b>       |         |                             |          |        |          |                                  |      |        |            |                 |        |        |          |
| <b><u>Developmental Progs-Curr</u></b> |         |                             |          |        |          |                                  |      |        |            |                 |        |        |          |
| CARE                                   | 2007-08 | 0.00                        | 261.00   | 60.00  | 321.00   | 0.00                             | 0.50 | 0.25   | 0.37       |                 | 527.27 | 240.00 | 861.74   |
| CARE                                   | 2008-09 | 0.00                        | 264.00   | 60.00  | 324.00   | 0.00                             | 1.08 | 0.17   | 0.62       |                 | 245.58 | 363.64 | 522.58   |
| CARE                                   | 2009-10 | 0.00                        | 234.00   | 105.00 | 339.00   | 0.00                             | 0.81 | 0.60   | 0.70       |                 | 289.66 | 175.00 | 481.58   |
| CARE                                   | 2010-11 | 0.00                        | 204.00   | 63.00  | 267.00   | 0.00                             | 0.54 | 0.38   | 0.46       |                 | 377.78 | 168.00 | 583.61   |
| CARE                                   | 2011-12 | 0.00                        | 267.00   | 132.00 | 399.00   | 0.00                             | 1.06 | 0.67   | 0.86       |                 | 251.29 | 198.00 | 461.49   |
| DIST                                   | 2007-08 | 7.00                        | 30.00    | 21.00  | 51.00    | 0.00                             | 0.00 | 0.00   | 0.00       |                 |        |        |          |
| DIST                                   | 2008-09 | 0.00                        | 46.00    | 73.00  | 119.00   | 0.00                             | 0.00 | 0.24   | 0.12       |                 |        | 304.17 | 991.67   |
| DIST                                   | 2009-10 | 12.00                       | 70.00    | 82.00  | 152.00   | 0.08                             | 0.08 | 0.22   | 0.15       | 150.00          | 875.00 | 369.00 | 1,005.88 |
| DIST                                   | 2010-11 | 20.00                       | 63.00    | 58.00  | 121.00   | 0.16                             | 0.08 | 0.17   | 0.12       | 125.00          | 787.50 | 348.00 | 981.08   |
| DIST                                   | 2011-12 | 10.00                       | 85.00    | 90.00  | 175.00   | 0.08                             | 0.41 | 0.49   | 0.45       | 125.00          | 204.82 | 182.43 | 385.32   |
| FSUS                                   | 2007-08 | 0.00                        | 1,417.00 | 185.00 | 1,602.00 | 0.00                             | 8.65 | 0.98   | 4.81       |                 | 163.86 | 189.68 | 332.96   |
| FSUS                                   | 2008-09 | 0.00                        | 1,517.00 | 215.00 | 1,732.00 | 0.00                             | 7.42 | 0.65   | 4.04       |                 | 204.53 | 329.25 | 429.24   |
| FSUS                                   | 2009-10 | 0.00                        | 1,411.00 | 196.00 | 1,607.00 | 0.00                             | 6.78 | 1.13   | 3.96       |                 | 208.08 | 172.77 | 406.04   |
| FSUS                                   | 2010-11 | 0.00                        | 1,457.00 | 209.00 | 1,666.00 | 0.00                             | 5.67 | 1.08   | 3.37       |                 | 257.04 | 194.12 | 493.99   |
| FSUS                                   | 2011-12 | 0.00                        | 1,501.00 | 173.00 | 1,674.00 | 0.00                             | 6.04 | 0.68   | 3.36       |                 | 248.52 | 252.76 | 497.90   |
| HNRS                                   | 2007-08 | 0.00                        | 213.00   | 0.00   | 213.00   | 0.00                             | 0.98 | 0.00   | 0.49       |                 | 217.41 |        | 434.83   |
| HNRS                                   | 2008-09 | 0.00                        | 235.00   | 0.00   | 235.00   | 0.00                             | 1.12 | 0.00   | 0.56       |                 | 210.55 |        | 421.11   |
| HNRS                                   | 2009-10 | 0.00                        | 227.00   | 0.00   | 227.00   | 0.00                             | 0.85 | 0.00   | 0.43       |                 | 265.55 |        | 531.10   |
| HNRS                                   | 2010-11 | 0.00                        | 249.00   | 1.00   | 250.00   | 0.00                             | 0.42 | 1.00   | 0.71       |                 | 591.58 | 1.00   | 351.89   |
| HNRS                                   | 2011-12 | 0.00                        | 320.00   | 0.00   | 320.00   | 0.00                             | 1.24 | 0.00   | 0.62       |                 | 258.46 |        | 516.91   |
| NASE                                   | 2007-08 | 6.00                        | 133.00   | 83.00  | 216.00   | 0.00                             | 0.00 | 0.00   | 0.00       |                 |        |        |          |
| NASE                                   | 2008-09 | 0.00                        | 68.00    | 37.00  | 105.00   | 0.00                             | 0.00 | 0.00   | 0.00       |                 |        |        |          |
| NASE                                   | 2009-10 | 0.00                        | 25.00    | 12.00  | 37.00    | 0.00                             | 0.00 | 0.00   | 0.00       |                 |        |        |          |
| NASE                                   | 2010-11 | 0.00                        | 85.00    | 62.00  | 147.00   | 0.00                             | 0.00 | 0.00   | 0.00       |                 |        |        |          |
| NASE                                   | 2011-12 | 0.00                        | 59.00    | 41.00  | 100.00   | 0.00                             | 0.00 | 0.00   | 0.00       |                 |        |        |          |

# FERRIS STATE UNIVERSITY

## Student Credit Hours (SCH), Full Time Equated Faculty (FTEF) and SCH/FTEF Aggregated by Course Prefix within College and Department

| Prefix                          | Year    | <u>Student Credit Hours</u> |          |        |          | <u>Full Time Equated Faculty</u> |      |        |            | <u>SCH/FTEF</u> |        |        |        |
|---------------------------------|---------|-----------------------------|----------|--------|----------|----------------------------------|------|--------|------------|-----------------|--------|--------|--------|
|                                 |         | Summer                      | Fall     | Spring | F + SP   | Summer                           | Fall | Spring | Avg F + SP | Summer          | Fall   | Spring | F + SP |
| <u>University College</u>       |         |                             |          |        |          |                                  |      |        |            |                 |        |        |        |
| <u>Developmental Progs-Curr</u> |         |                             |          |        |          |                                  |      |        |            |                 |        |        |        |
| ORSA                            | 2007-08 | 4.00                        | 40.00    | 80.00  | 120.00   | 0.00                             | 0.00 | 0.00   | 0.00       |                 |        |        |        |
| ORSA                            | 2008-09 | 41.00                       | 24.00    | 54.00  | 78.00    | 0.00                             | 0.00 | 0.00   | 0.00       |                 |        |        |        |
| ORSA                            | 2009-10 | 62.00                       | 40.00    | 58.00  | 98.00    | 0.00                             | 0.00 | 0.00   | 0.00       |                 |        |        |        |
| ORSA                            | 2010-11 | 47.00                       | 50.00    | 27.00  | 77.00    | 0.00                             | 0.00 | 0.00   | 0.00       |                 |        |        |        |
| ORSA                            | 2011-12 | 27.00                       | 60.00    | 24.00  | 84.00    | 0.00                             | 0.00 | 0.00   | 0.00       |                 |        |        |        |
| READ                            | 2007-08 | 0.00                        | 1,311.00 | 366.00 | 1,677.00 | 0.00                             | 4.55 | 2.67   | 3.61       | 288.13          | 137.25 | 464.76 |        |
| READ                            | 2008-09 | 0.00                        | 1,299.00 | 414.00 | 1,713.00 | 0.00                             | 5.05 | 2.57   | 3.81       | 257.23          | 161.30 | 449.80 |        |
| READ                            | 2009-10 | 0.00                        | 1,410.00 | 504.00 | 1,914.00 | 0.00                             | 4.60 | 2.50   | 3.55       | 306.52          | 201.60 | 539.15 |        |
| READ                            | 2010-11 | 0.00                        | 1,464.00 | 483.00 | 1,947.00 | 0.00                             | 4.40 | 2.82   | 3.61       | 332.88          | 171.48 | 539.73 |        |
| READ                            | 2011-12 | 0.00                        | 1,308.00 | 369.00 | 1,677.00 | 0.00                             | 4.25 | 2.67   | 3.46       | 307.76          | 138.38 | 484.92 |        |
| UNCP                            | 2007-08 | 0.00                        | 195.00   | 76.00  | 271.00   | 0.00                             | 0.53 | 0.49   | 0.51       | 367.92          | 154.05 | 529.64 |        |
| UNCP                            | 2008-09 | 0.00                        | 174.00   | 60.00  | 234.00   | 0.00                             | 0.70 | 0.47   | 0.59       | 248.57          | 126.76 | 398.86 |        |
| UNCP                            | 2009-10 | 0.00                        | 246.00   | 94.00  | 340.00   | 0.00                             | 1.45 | 0.57   | 1.01       | 169.66          | 163.95 | 336.08 |        |
| UNCP                            | 2010-11 | 0.00                        | 192.00   | 65.00  | 257.00   | 0.00                             | 0.64 | 0.56   | 0.60       | 301.18          | 116.42 | 429.83 |        |
| UNCP                            | 2011-12 | 0.00                        | 96.00    | 36.00  | 132.00   | 0.00                             | 0.34 | 0.44   | 0.39       | 284.44          | 81.00  | 337.62 |        |
| UNIV                            | 2007-08 | 0.00                        | 138.00   | 55.00  | 193.00   | 0.00                             | 0.42 | 0.39   | 0.41       | 328.57          | 140.72 | 476.04 |        |
| UNIV                            | 2008-09 | 0.00                        | 198.00   | 44.00  | 242.00   | 0.00                             | 1.18 | 0.80   | 0.99       | 168.37          | 55.00  | 244.94 |        |
| UNIV                            | 2009-10 | 0.00                        | 156.00   | 40.00  | 196.00   | 0.00                             | 0.61 | 0.20   | 0.40       | 255.94          | 200.00 | 484.24 |        |
| UNIV                            | 2010-11 | 0.00                        | 188.00   | 72.00  | 260.00   | 0.00                             | 0.58 | 0.42   | 0.50       | 322.29          | 172.80 | 520.00 |        |
| UNIV                            | 2011-12 | 0.00                        | 162.00   | 72.00  | 234.00   | 0.00                             | 0.53 | 0.44   | 0.49       | 304.12          | 162.00 | 478.95 |        |

## FERRIS STATE UNIVERSITY

### Ranked Listing of Student Credit Hours (SCH) / Full Time Equated Faculty (FTEF) Aggregated by College Fall + Spring Semesters 2011-2012

| <b>College</b>                 | <b>Student Credit Hours/<br/>Full Time Equated Faculty</b> |
|--------------------------------|--|
| College of Arts and Sciences   | 593.28   |
| College of Business            | 564.60   |
| University College             | 497.52   |
| College of Allied Health       | 491.43   |
| College of Pharmacy            | 456.20   |
| College of Education-Human Ser | 402.24   |
| Coll of Engineering Technology | 376.69   |
| College of Prof-Tech Studies   | 339.99   |
| Michigan College of Optometry  | 271.97   |
| Kendall College of Art-Design  | 237.45   |

## FERRIS STATE UNIVERSITY

### Ranked Listing of Student Credit Hours (SCH) / Full Time Equated Faculty (FTEF) Aggregated by Department Fall + Spring Semesters 2011-2012

| <b>Department</b>              | <b>Student Credit Hours/<br/>Full Time Equated Faculty<br/>(SCH/FTEF)</b> |
|--------------------------------|---|
| College of Arts and Sciences   | 913.73  |
| Physical Sciences              | 744.61  |
| Social Sciences Dept           | 695.42  |
| Mathematics                    | 627.01  |
| Account, Finance, Info Systems | 602.03  |
| Management                     | 588.01  |
| Humanities                     | 568.16  |
| Biology                        | 564.06  |
| Clinical Lab-Resp Care-Hlth Ad | 532.87  |
| Marketing                      | 528.07  |
| Criminal Justice               | 512.61  |
| Developmental Progs-Curr       | 497.52  |
| Languages and Literature       | 487.14  |

## FERRIS STATE UNIVERSITY

### Ranked Listing of Student Credit Hours (SCH) / Full Time Equated Faculty (FTEF) Aggregated by Department Fall + Spring Semesters 2011-2012

| <b>Department</b>              | <b>Student Credit Hours/<br/>Full Time Equated Faculty<br/>(SCH/FTEF)</b> |
|--------------------------------|---|
| Heavy Equipment                | 480.09  |
| Energy Systems                 | 476.00  |
| Dental Hygiene-Medical Imaging | 464.79  |
| Mechanical Design              | 457.78  |
| Pharmacy                       | 456.20  |
| Welding Eng Tech               | 455.10  |
| School of Nursing              | 440.31  |
| Sports, Entertain, Hospt. Mgmt | 438.52  |
| Manufacturing Eng Tech         | 417.49  |
| Recreation, Leisure Serv-Well  | 395.50  |
| Automotive                     | 388.24  |
| Liberal Arts-Sci-Arts History  | 379.79  |
| Construction Tech-Mgmt         | 377.05  |

## FERRIS STATE UNIVERSITY

### Ranked Listing of Student Credit Hours (SCH) / Full Time Equated Faculty (FTEF) Aggregated by Department Fall + Spring Semesters 2011-2012

| <b>Department</b>          | <b>Student Credit Hours/<br/>Full Time Equated Faculty<br/>(SCH/FTEF)</b> |
|----------------------------|---|
| Professional-Tech Studies  | 339.99  |
| Printing-Imaging Tech Mgmt | 334.14  |
| Surveying                  | 330.39  |
| EET-CNS                    | 328.72  |
| HVACR                      | 323.74  |
| Arch Tech-Facilities Mgmt  | 323.40  |
| Plastics-Rubber            | 304.64  |
| School of Education Dept   | 297.13  |
| Television Production      | 295.63  |
| MI College of Optometry    | 271.97  |
| Design Studies             | 213.87  |
| Fine Arts-Foundation       | 192.28  |



FERRIS STATE UNIVERSITY

Ranked Listing of Student Credit Hours (SCH) / Full Time Equated Faculty (FTEF)  
 Aggregated by Course Prefix  
 Fall + Spring Semesters 2011-2012

| <b>Course Description</b>      | <b>Course Prefix</b> | <b>Student Credit Hours/<br/>Full Time Equated Faculty<br/>(SCH/FTEF)</b> |
|--------------------------------|----------------------|---|
| Anthropology                   | ANTH                 | 1,198.91  |
| Women and Gender Studies       | WGST                 | 1,080.00  |
| College of Arts & Sciences     | COAS                 | 913.73  |
| Economics                      | ECON                 | 898.67  |
| Geography                      | GEOG                 | 877.14  |
| Psychology                     | PSYC                 | 876.92  |
| Social Sciences                | SSCI                 | 854.71  |
| Professional Golf Management   | PGMG                 | 845.03  |
| African American Studies       | AFAM                 | 840.00  |
| Film                           | FILM                 | 825.60  |
| Chemistry                      | CHEM                 | 800.00  |
| Lit of the French World-Honors | FRNH                 | 800.00  |
| Sociology                      | SOCY                 | 786.46  |
| Pharmaceutics                  | PHAR                 | 767.91  |

## FERRIS STATE UNIVERSITY

### Ranked Listing of Student Credit Hours (SCH) / Full Time Equated Faculty (FTEF) Aggregated by Course Prefix Fall + Spring Semesters 2011-2012

| Course Description                      | Course Prefix | Student Credit Hours/<br>Full Time Equated Faculty<br>(SCH/FTEF) |
|---|---------------|--|
| Retailing                               | RETG          | 764.00   |
| History                                 | HIST          | 718.07   |
| Accountancy                             | ACCT          | 717.01   |
| Physics                                 | PHYS          | 714.48   |
| Core Curriculum Health Sciences         | CCHS          | 710.62   |
| Business Law                            | BLAW          | 706.40   |
| Physical Science                        | PHSC          | 701.05   |
| Metallurgy                              | MATL          | 693.69   |
| Humanities                              | HUMN          | 672.80   |
| Interdisciplinary Studies in Leadership | IDSL          | 665.75   |
| Art History                             | ARTH          | 663.43   |
| Marketing                               | MKTG          | 638.74   |
| Professional Tennis Management          | PTMG          | 636.36   |
| Religions                               | RELG          | 634.29   |

## FERRIS STATE UNIVERSITY

### Ranked Listing of Student Credit Hours (SCH) / Full Time Equated Faculty (FTEF) Aggregated by Course Prefix Fall + Spring Semesters 2011-2012

| Course Description                  | Course Prefix | Student Credit Hours/<br>Full Time Equated Faculty<br>(SCH/FTEF) |
|-------------------------------------|---------------|--|
| Mathematics                         | MATH          | 633.94   |
| Computer Information Systems        | ISYS          | 630.50   |
| Finance                             | FINC          | 622.54   |
| Statistics and Quantitative Methods | STQM          | 607.81   |
| Political Science                   | PLSC          | 606.33   |
| Psychology Honors                   | PSYH          | 586.61   |
| Language                            | LANG          | 584.00   |
| Nuclear Medicine                    | NUCM          | 578.05   |
| Management                          | MGMT          | 577.62   |
| Respiratory Care                    | RESP          | 576.87   |
| Biology                             | BIOL          | 575.51   |
| Communication                       | COMM          | 571.61   |
| French                              | FREN          | 571.10   |
| Spanish                             | SPAN          | 570.80   |

## FERRIS STATE UNIVERSITY

### Ranked Listing of Student Credit Hours (SCH) / Full Time Equated Faculty (FTEF) Aggregated by Course Prefix Fall + Spring Semesters 2011-2012

| Course Description                                | Course Prefix | Student Credit Hours/<br>Full Time Equated Faculty<br>(SCH/FTEF) |
|---|---------------|--|
| Homeland Security-Digital Security & Forensics-CJ | HSCJ          | 569.69   |
| Radiography                                       | RADI          | 567.99   |
| Literature Honors                                 | LITH          | 552.00   |
| Art   | ARTS          | 536.54   |
| Kendall College Art History                       | KCAH          | 533.70   |
| E-Commerce  | ECOM          | 528.00   |
| Music   | MUSI          | 524.37   |
| Philosophy  | PHIL          | 521.74   |
| Business  | BUSN          | 520.16   |
| Kendall-Design Collaboration                      | KCDC          | 519.48   |
| Honors  | HNRS          | 516.91   |
| Health Care Systems Administration                | HCSA          | 516.23   |
| Philosophy Honors                                 | PHIH          | 516.00   |
| Allied Health Science                             | CAHS          | 515.83   |

## FERRIS STATE UNIVERSITY

### Ranked Listing of Student Credit Hours (SCH) / Full Time Equated Faculty (FTEF) Aggregated by Course Prefix Fall + Spring Semesters 2011-2012

| Course Description                        | Course Prefix | Student Credit Hours/<br>Full Time Equated Faculty<br>(SCH/FTEF) |
|---|---------------|--|
| Advertising/Integrate Mktg Communications | AIMC          | 515.17   |
| Mechanical Engineering Technology         | MECH          | 513.58   |
| Geology                                   | GEOL          | 505.50   |
| Criminal Justice                          | CRIM          | 499.38   |
| Ferris State University Seminar           | FSUS          | 497.90   |
| Medical Record Information Systems        | MRIS          | 494.12   |
| Heavy Equipment Technology                | HEQT          | 488.13   |
| Information Security and Intel            | ISIN          | 486.95   |
| Reading                                   | READ          | 484.92   |
| International Business                    | INTB          | 482.14   |
| English                                   | ENGL          | 480.80   |
| University                                | UNIV          | 478.95   |
| Public Relations                          | PREL          | 476.35   |
|   | ENGY          | 476.00   |

## FERRIS STATE UNIVERSITY

### Ranked Listing of Student Credit Hours (SCH) / Full Time Equated Faculty (FTEF) Aggregated by Course Prefix Fall + Spring Semesters 2011-2012

| Course Description                             | Course Prefix | Student Credit Hours/<br>Full Time Equated Faculty<br>(SCH/FTEF) |
|--|---------------|--|
| German   | GERM          | 473.00   |
| Photography                                    | PHOT          | 470.00   |
| Career Exploration                             | CARE          | 461.49   |
| Project Management                             | PROJ          | 458.18   |
| Literature                                     | LITR          | 457.39   |
| Humanities Honors                              | HUMH          | 456.00   |
| Welding Engineering Technology                 | WELD          | 455.10   |
| Heavy Equipment Service Engineering Technology | HSET          | 454.41   |
| Automotive Management                          | AMGT          | 451.69   |
| CAD Drafting and Tool Design                   | CDTD          | 449.85   |
| Nursing  | NURS          | 440.31   |
| Music Industry Management                      | MIMG          | 437.20   |
| Computer Science                               | CPSC          | 433.04   |
| Communication Honors                           | COMH          | 426.00   |

## FERRIS STATE UNIVERSITY

### Ranked Listing of Student Credit Hours (SCH) / Full Time Equated Faculty (FTEF) Aggregated by Course Prefix Fall + Spring Semesters 2011-2012

| Course Description                        | Course Prefix | Student Credit Hours/<br>Full Time Equated Faculty<br>(SCH/FTEF) |
|---|---------------|--|
| Digital Animation and Game Design         | DAGD          | 425.31   |
| Construction Management                   | CONM          | 414.89   |
| Product Design Engineering Technology     | PDET          | 406.46   |
| Engineering Graphics                      | ETEC          | 396.94   |
| Recreation Management and Leisure Studies | RMLS          | 395.50   |
| Hospitality Management                    | HOMT          | 393.12   |
| Manufacturing Engineering Technology      | MFGE          | 391.79   |
| Diagnostic Medical Sonography             | SONO          | 391.12   |
| Dental Hygiene                            | DHYG          | 386.21   |
| Directed Studies                          | DIST          | 385.32   |
| Kendall College Science                   | KCSC          | 381.24   |
| Automotive Service Technology             | AUTO          | 377.89   |
| Graphic Design                            | GRDE          | 376.42   |
| Astronomy                                 | ASTR          | 369.78   |

## FERRIS STATE UNIVERSITY

### Ranked Listing of Student Credit Hours (SCH) / Full Time Equated Faculty (FTEF) Aggregated by Course Prefix Fall + Spring Semesters 2011-2012

| Course Description                                | Course Prefix | Student Credit Hours/<br>Full Time Equated Faculty<br>(SCH/FTEF) |
|---|---------------|--|
| Restaurant and Food Industry Management           | RFIM          | 365.21   |
| Surveying Engineering                             | SURE          | 353.64   |
| Master of Science Information Systems Management  | MISM          | 348.18   |
| Printing Technology                               | PTEC          | 344.59   |
| Electrical and Electronics Engineering Technology | EEET          | 344.37   |
| Facilities Management                             | FMAN          | 340.53   |
| Education Language Arts                           | EDLA          | 339.12   |
| Law   | LLAW          | 338.26   |
| University College Program                        | UNCP          | 337.62   |
| Kendall College Humanities                        | KCHU          | 336.50   |
| Building Construction                             | BCTM          | 334.31   |
| Social Work                                       | SCWK          | 332.74   |
| Master of Business Administration                 | MMBA          | 329.24   |
| Printing Management                               | PMGT          | 328.79   |



## FERRIS STATE UNIVERSITY

### Ranked Listing of Student Credit Hours (SCH) / Full Time Equated Faculty (FTEF) Aggregated by Course Prefix Fall + Spring Semesters 2011-2012

| Course Description                                  | Course Prefix | Student Credit Hours/<br>Full Time Equated Faculty<br>(SCH/FTEF) |
|---|---------------|--|
| English Professional                                | ENGP          | 325.61   |
| Heating, Ventilation, Air Conditioning & Refrig Tec | HVAC          | 323.74   |
| Applied Science                                     | APPS          | 323.56   |
| Journalism  | JRNL          | 321.74   |
| Plastics Engineering Technology                     | PLTS          | 321.54   |
| Plastics/Polymer Engineering Technology             | PPET          | 321.16   |
| Civil Engineering                                   | CENG          | 317.41   |
| Architectural Technology                            | ARCH          | 317.03   |
| Child Development                                   | EDCD          | 315.73   |
| Educational Career Technical Education              | ECTE          | 314.69   |
| Clinical Laboratory Science                         | CLLS          | 311.28   |
| Computer Information Tech Systems                   | CITS          | 298.96   |
| Education   | EDUC          | 298.51   |
| Kendall College Social Science                      | KCSS          | 296.32   |

## FERRIS STATE UNIVERSITY

### Ranked Listing of Student Credit Hours (SCH) / Full Time Equated Faculty (FTEF) Aggregated by Course Prefix Fall + Spring Semesters 2011-2012

| Course Description               | Course Prefix | Student Credit Hours/<br>Full Time Equated Faculty<br>(SCH/FTEF) |
|----------------------------------|---------------|--|
| Television Production            | TVPR          | 295.63   |
| Kendall College Design Studies   | KCDS          | 292.95   |
| Anthropology Honors              | ANHH          | 292.50   |
| Education Reading Language Arts  | ERLA          | 291.65   |
| Kendall-Fashion Studies          | KCFS          | 290.91   |
| Theater Honors                   | THTH          | 288.00   |
| Manufacturing Tooling Technology | MFGT          | 283.18   |
| Geographic Information Science   | GISC          | 282.65   |
| Computer Network and Systems     | ECNS          | 278.62   |
| Optometry                        | OPTM          | 271.97   |
| English Second Language Speaking | ESLS          | 266.67   |
| Kendall Photography              | KCPH          | 264.23   |
| Software Engineering             | SENG          | 261.82   |
| Education Physical Education     | EDPE          | 256.24   |

## FERRIS STATE UNIVERSITY

### Ranked Listing of Student Credit Hours (SCH) / Full Time Equated Faculty (FTEF) Aggregated by Course Prefix Fall + Spring Semesters 2011-2012

| Course Description                | Course Prefix | Student Credit Hours/<br>Full Time Equated Faculty<br>(SCH/FTEF) |
|-----------------------------------|---------------|--|
| New Media Printing and Publishing | NMPP          | 253.85   |
| Education Special Needs           | ESPN          | 253.11   |
| Kendall College Illustration      | KCIL          | 246.14   |
| English Second Language Prog      | ESLP          | 244.86   |
| Kendall-Graphic Design            | KCGD          | 243.77   |
| English Second Language Read      | ESLR          | 237.60   |
| English Second Language Grammer   | ESLG          | 234.00   |
| Kendall College Fine Arts         | KCFA          | 230.85   |
| Integrated Biology                | INBI          | 226.55   |
| Kendall Drawing                   | KCDR          | 223.52   |
| Educational Leadership            | EDLE          | 216.13   |
| Kendall College Interior Design   | KCID          | 213.10   |
| Kendall-Painting                  | KCPA          | 202.38   |
| Horticulture                      | HORT          | 194.20   |

## FERRIS STATE UNIVERSITY

### Ranked Listing of Student Credit Hours (SCH) / Full Time Equated Faculty (FTEF) Aggregated by Course Prefix Fall + Spring Semesters 2011-2012

| Course Description                | Course Prefix | Student Credit Hours/<br>Full Time Equated Faculty<br>(SCH/FTEF) |
|-----------------------------------|---------------|--|
| Kendall Sculpture/Functional Art  | KCSF          | 193.46   |
| Real Estate                       | REAL          | 192.00   |
| Kendall College Industrial Design | KCIN          | 186.56   |
| Education-Get Promoted            | EDGP          | 174.93   |
| Kendall Printmaking               | KCPR          | 174.78   |
| Pharmacy Practice                 | PHPR          | 169.88   |
| English Second Language Write     | ESLW          | 164.27   |
| Kendall-Graduate Fine Arts        | KGFA          | 163.10   |
| Kendall College Digital Media     | KCDM          | 161.81   |
| Rubber Technology                 | RUBR          | 156.13   |
| Kendall-Graduate Art History      | KGAH          | 155.58   |
| Theater                           | THTR          | 152.18   |
| Civil Engineering Technology      | CETM          | 151.34   |
| Kendall College Furniture Design  | KCFD          | 150.06   |

## FERRIS STATE UNIVERSITY

### Ranked Listing of Student Credit Hours (SCH) / Full Time Equated Faculty (FTEF) Aggregated by Course Prefix Fall + Spring Semesters 2011-2012

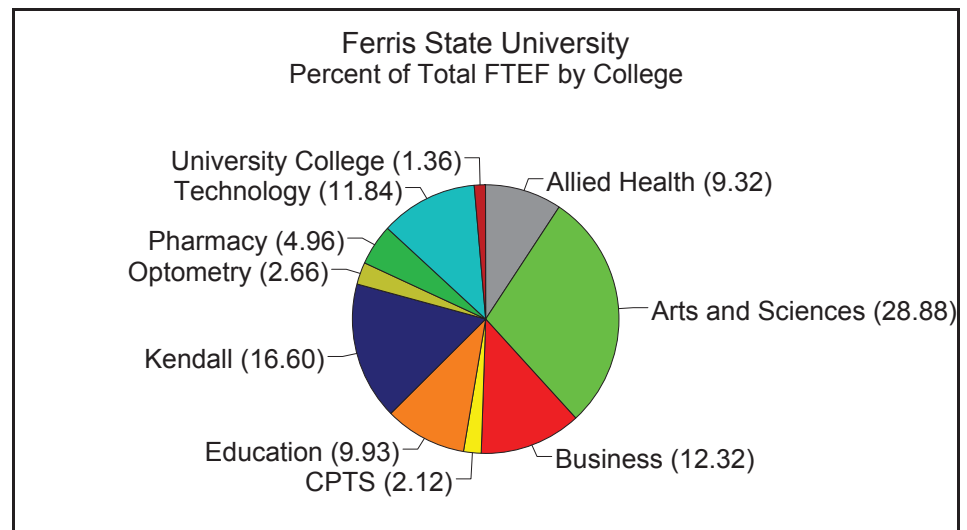
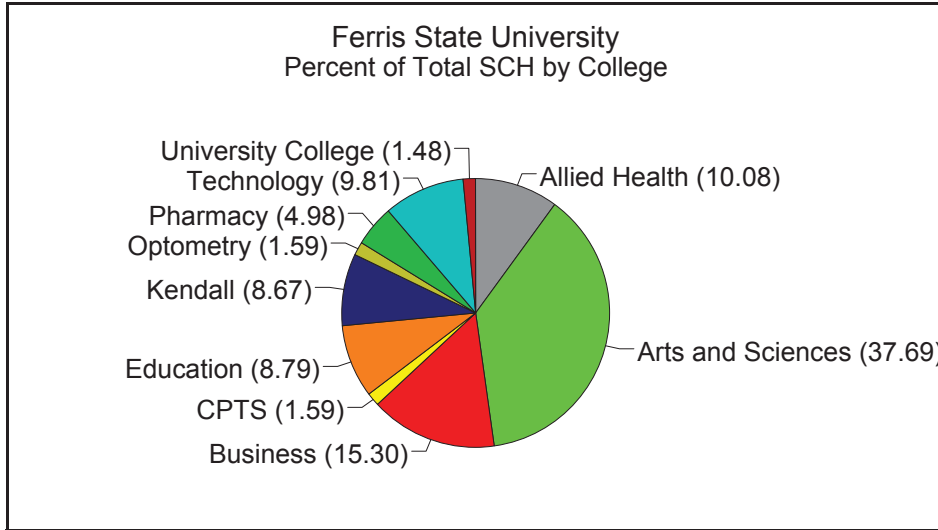
| Course Description                    | Course Prefix | Student Credit Hours/<br>Full Time Equated Faculty<br>(SCH/FTEF) |
|---------------------------------------|---------------|--|
| Kendall-Graduate Photography          | KGPH          | 131.56   |
| Kendall Education                     | KCED          | 128.43   |
| Kendall-Graduate Painting             | KGPA          | 118.61   |
| Kendall-Design                        | KDES          | 118.18   |
| Kendall-Graduate Drawing              | KGDR          | 112.91   |
| Molecular Diagnostics                 | DMOL          | 109.47   |
| Kendall Metals/Jewelry Design         | KCMJ          | 105.12   |
| Kendall-Graduate Printmaking          | KGPR          | 88.52  |
| Kendall-Graduate Art Education        | KGED          | 79.98  |
| Kendall College Historic Preservation | KCHP          | 69.53  |
| Accelerated English Second Language   | AESL          |  |

# Ferris State University

## Student Credit Hours (SCH) and Full Time Equated Faculty (FTEF) by College

Fall and Spring Terms Combined 2011-2012

### By College



| College            | SCH        | FTEF   |
|--------------------|------------|--------|
| Allied Health      | 32,549.00  | 66.23  |
| Arts and Sciences  | 121,726.00 | 205.18 |
| Business           | 49,413.00  | 87.52  |
| CPTS               | 5,129.00   | 15.09  |
| Education          | 28,387.00  | 70.57  |
| Kendall            | 28,013.00  | 117.97 |
| Optometry          | 5,148.00   | 18.93  |
| Pharmacy           | 16,084.50  | 35.26  |
| Technology         | 31,686.00  | 84.12  |
| University College | 4,795.00   | 9.64   |

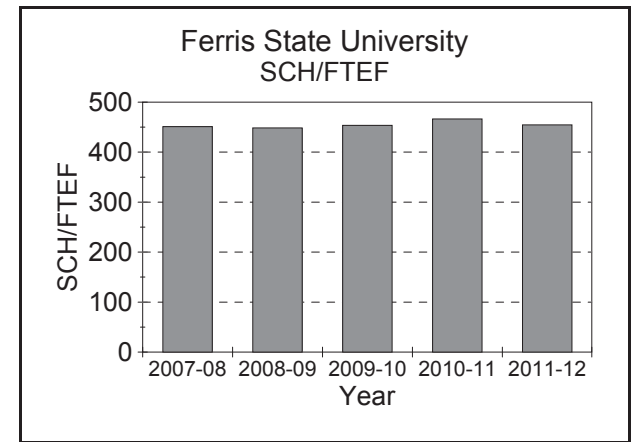
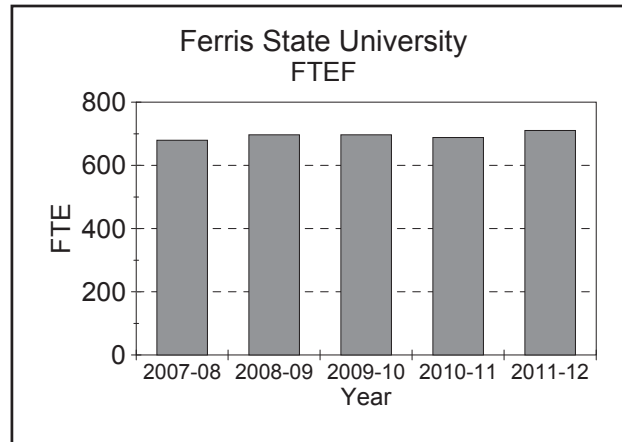
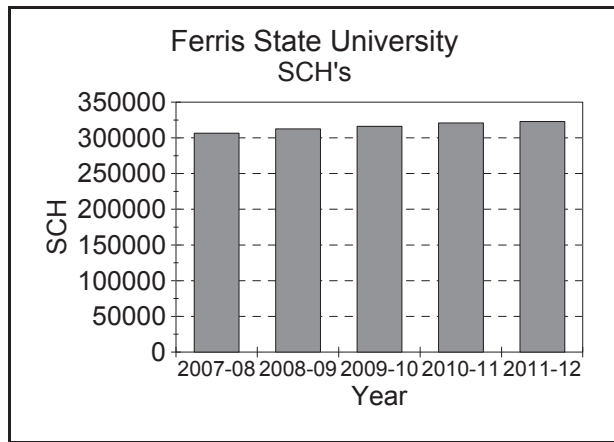
Source: Office of Institutional Research, g:\...fload\1112\prdupie.rsl

# Ferris State University

## Student Credit Hours (SCH), Full Time Equated Faculty (FTEF) and SCH/FTEF Aggregated by University

### Fall and Spring Terms Combined

#### FSU



| <u>Year</u> | <u>SCH</u> | <u>FTEF</u> | <u>SCH/FTEF</u> |
|-------------|------------|-------------|-----------------|
| 2007-08     | 306,480.00 | 679.74      | 450.88          |
| 2008-09     | 312,569.50 | 696.74      | 448.62          |
| 2009-10     | 316,085.00 | 696.69      | 453.69          |
| 2010-11     | 320,888.50 | 688.18      | 466.28          |
| 2011-12     | 322,930.50 | 710.50      | 454.51          |

Caution: When viewing graphs, please note the differences in scales

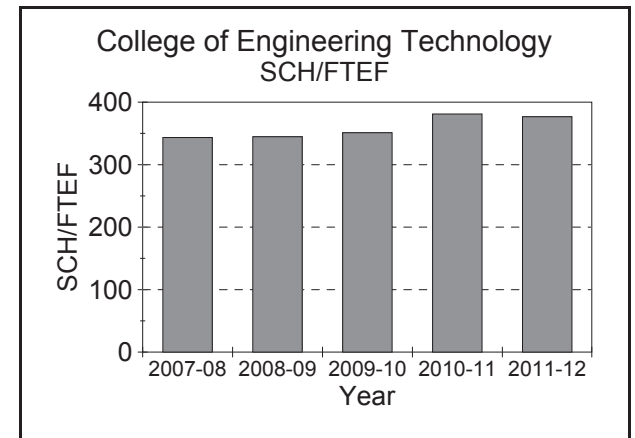
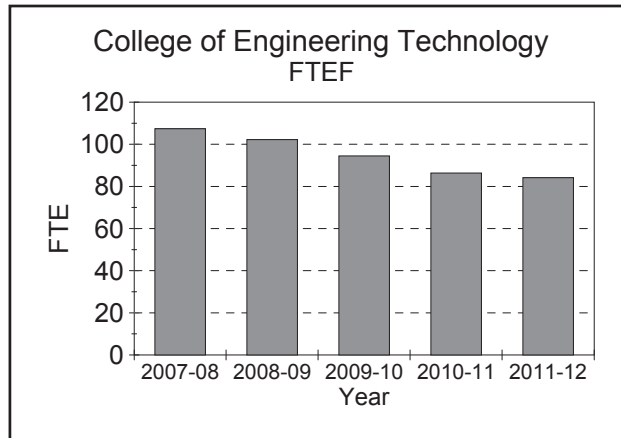
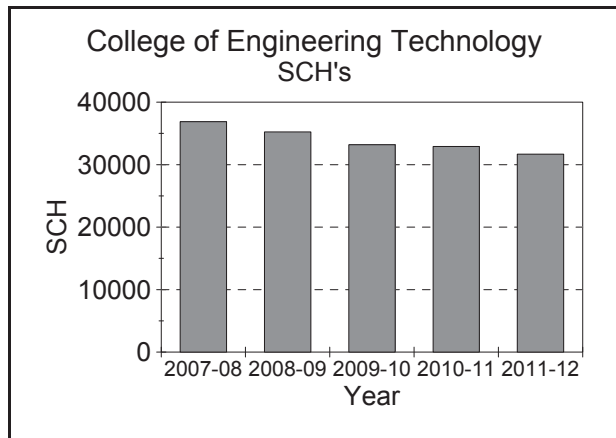
Source: Office of Institutional Research, g:\...fload\1112\prdungr.rsl

# Ferris State University

## Student Credit Hours (SCH), Full Time Equated Faculty (FTEF) and SCH/FTEF Aggregated by College

### Fall and Spring Terms Combined

### College of Engineering Technology



| <u>Year</u> | <u>SCH</u> | <u>FTEF</u> | <u>SCH/FTEF</u> |
|-------------|------------|-------------|-----------------|
| 2007-08     | 36,881.00  | 107.42      | 343.32          |
| 2008-09     | 35,232.00  | 102.19      | 344.77          |
| 2009-10     | 33,180.00  | 94.49       | 351.15          |
| 2010-11     | 32,894.00  | 86.34       | 380.99          |
| 2011-12     | 31,686.00  | 84.12       | 376.69          |

Caution: When viewing graphs, please note the differences in scales

Source: Office of Institutional Research, g:\...\facload\1112\prdtgr.rsl

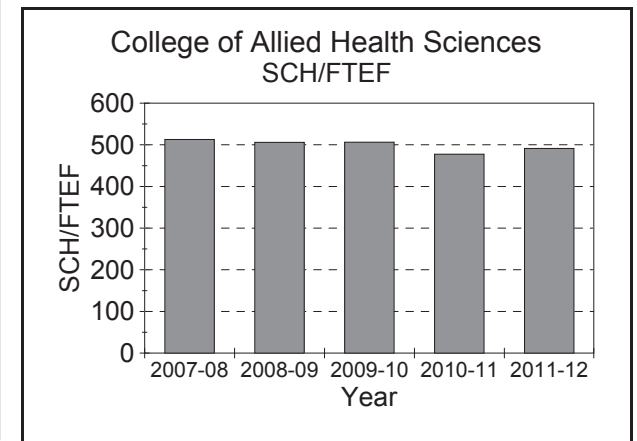
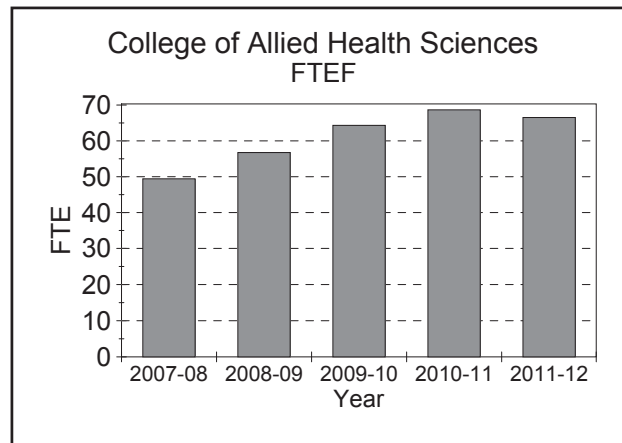
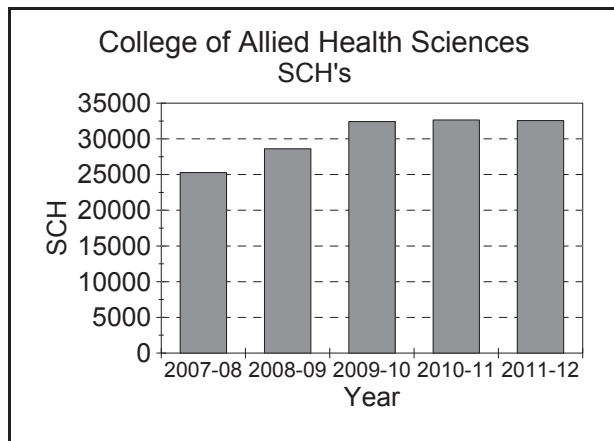


# Ferris State University

## Student Credit Hours (SCH), Full Time Equated Faculty (FTEF) and SCH/FTEF Aggregated by College

### Fall and Spring Terms Combined

### College of Allied Health Sciences



| <u>Year</u> | <u>SCH</u> | <u>FTEF</u> | <u>SCH/FTEF</u> |
|-------------|------------|-------------|-----------------|
| 2007-08     | 25,276.00  | 49.30       | 512.68          |
| 2008-09     | 28,619.00  | 56.56       | 505.99          |
| 2009-10     | 32,414.00  | 64.05       | 506.09          |
| 2010-11     | 32,645.00  | 68.36       | 477.54          |
| 2011-12     | 32,549.00  | 66.23       | 491.43          |

Caution: When viewing graphs, please note the differences in scales

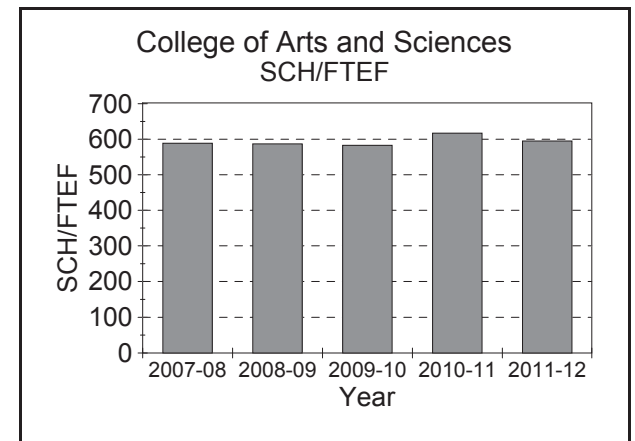
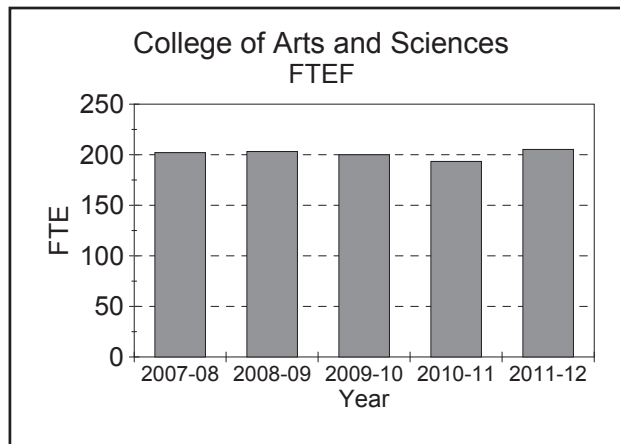
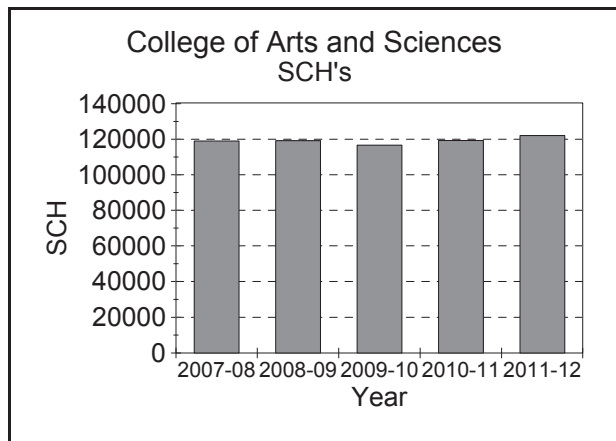
Source: Office of Institutional Research, g:\...\facload\1112\prdahgr.rsl

# Ferris State University

## Student Credit Hours (SCH), Full Time Equated Faculty (FTEF) and SCH/FTEF Aggregated by College

### Fall and Spring Terms Combined

### College of Arts and Sciences



| <u>Year</u> | <u>SCH</u> | <u>FTEF</u> | <u>SCH/FTEF</u> |
|-------------|------------|-------------|-----------------|
| 2007-08     | 118,662.00 | 202.04      | 587.32          |
| 2008-09     | 118,872.00 | 203.09      | 585.33          |
| 2009-10     | 116,321.00 | 200.05      | 581.45          |
| 2010-11     | 118,911.00 | 193.28      | 615.22          |
| 2011-12     | 121,726.00 | 205.18      | 593.28          |

Caution: When viewing graphs, please note the differences in scales

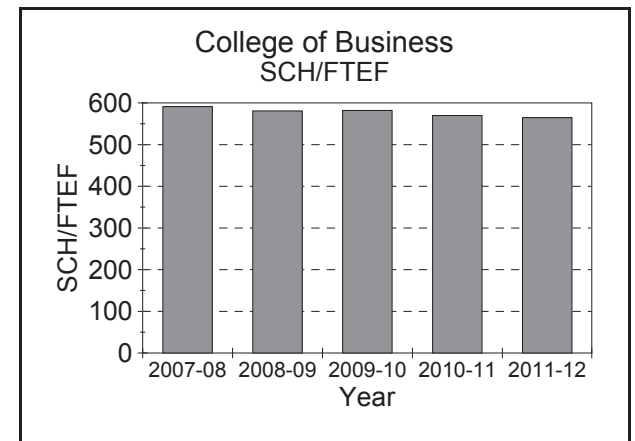
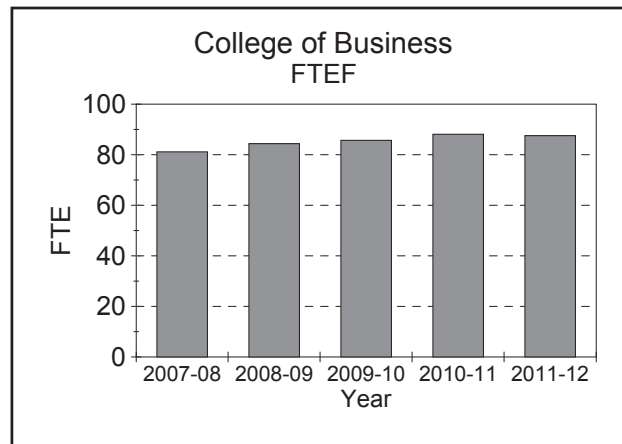
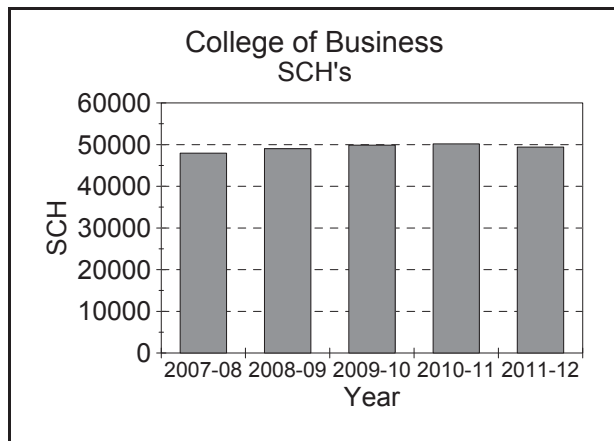
Source: Office of Institutional Research, g:\...fload\1112\prdasgr.rsl

# Ferris State University

## Student Credit Hours (SCH), Full Time Equated Faculty (FTEF) and SCH/FTEF Aggregated by College

### Fall and Spring Terms Combined

#### College of Business



| <u>Year</u> | <u>SCH</u> | <u>FTEF</u> | <u>SCH/FTEF</u> |
|-------------|------------|-------------|-----------------|
| 2007-08     | 47,956.00  | 81.13       | 591.07          |
| 2008-09     | 49,003.00  | 84.37       | 580.78          |
| 2009-10     | 49,853.00  | 85.68       | 581.87          |
| 2010-11     | 50,183.00  | 88.09       | 569.69          |
| 2011-12     | 49,413.00  | 87.52       | 564.60          |

Caution: When viewing graphs, please note the differences in scales

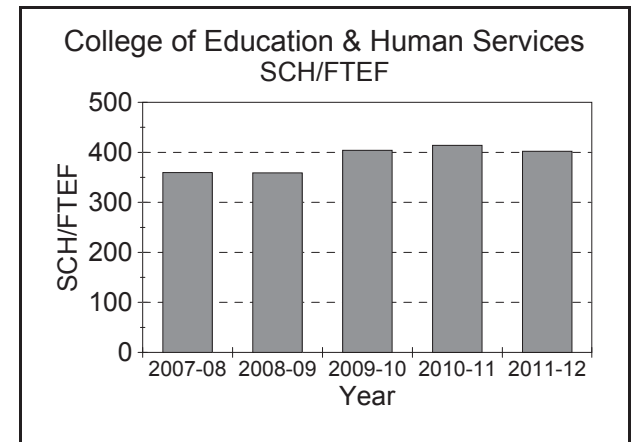
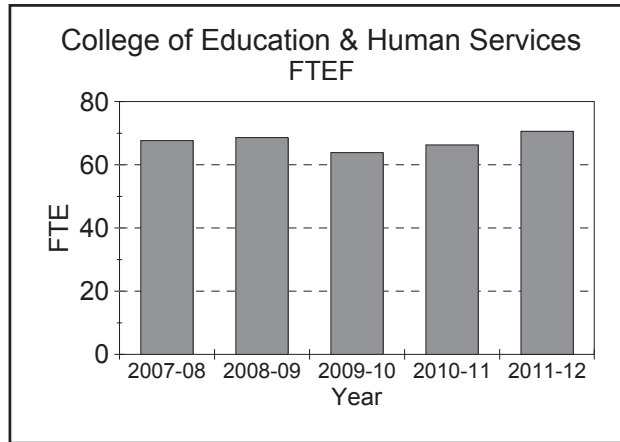
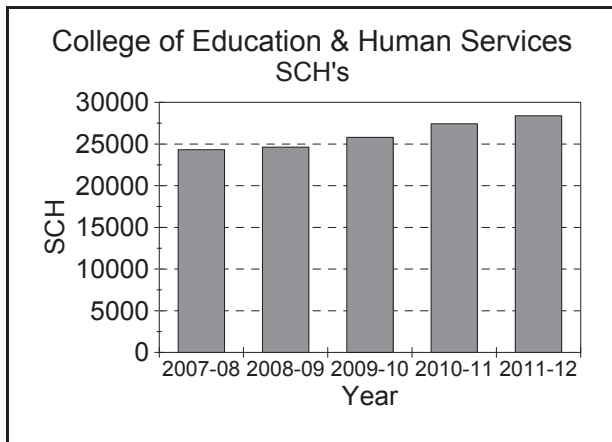
Source: Office of Institutional Research, g:\...load\1112\prdbmgr.rsl

# Ferris State University

## Student Credit Hours (SCH), Full Time Equated Faculty (FTEF) and SCH/FTEF Aggregated by College

### Fall and Spring Terms Combined

#### College of Education & Human Services



| <u>Year</u> | <u>SCH</u> | <u>FTEF</u> | <u>SCH/FTEF</u> |
|-------------|------------|-------------|-----------------|
| 2007-08     | 24,324.00  | 67.67       | 359.47          |
| 2008-09     | 24,626.00  | 68.61       | 358.90          |
| 2009-10     | 25,806.00  | 63.86       | 404.13          |
| 2010-11     | 27,437.00  | 66.28       | 413.95          |
| 2011-12     | 28,387.00  | 70.57       | 402.24          |

Caution: When viewing graphs, please note the differences in scales

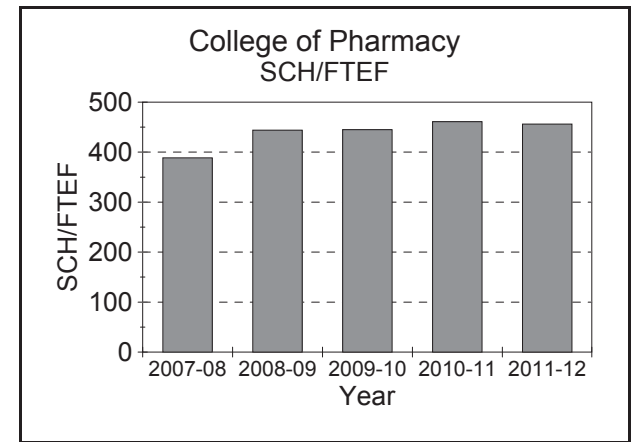
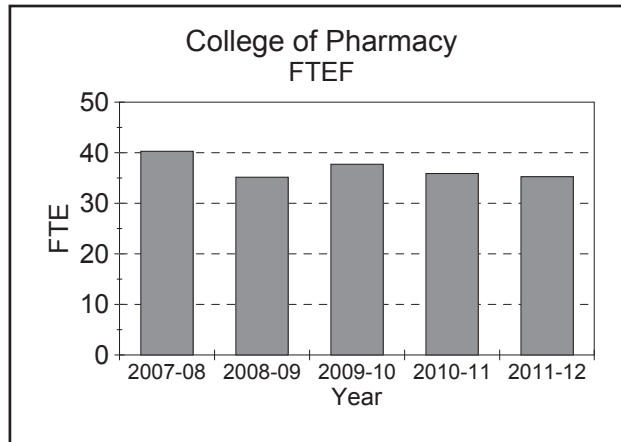
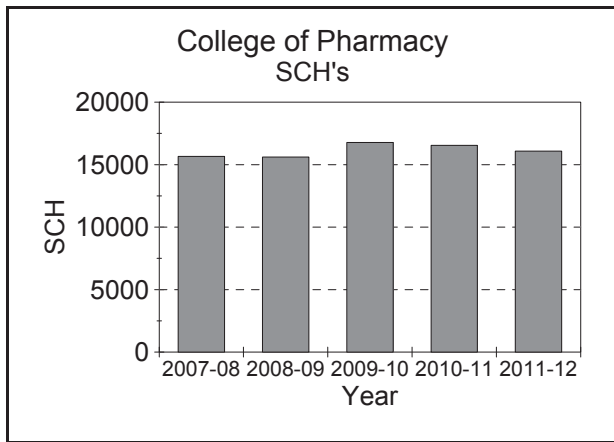
Source: Office of Institutional Research, g:\...fload\1112\prdedgr.rsl

# Ferris State University

## Student Credit Hours (SCH), Full Time Equated Faculty (FTEF) and SCH/FTEF Aggregated by College

### Fall and Spring Terms Combined

#### College of Pharmacy



| <u>Year</u> | <u>SCH</u> | <u>FTEF</u> | <u>SCH/FTEF</u> |
|-------------|------------|-------------|-----------------|
| 2007-08     | 15,656.00  | 40.29       | 388.63          |
| 2008-09     | 15,611.50  | 35.17       | 443.83          |
| 2009-10     | 16,774.00  | 37.71       | 444.82          |
| 2010-11     | 16,545.50  | 35.89       | 460.98          |
| 2011-12     | 16,084.50  | 35.26       | 456.20          |

Caution: When viewing graphs, please note the differences in scales

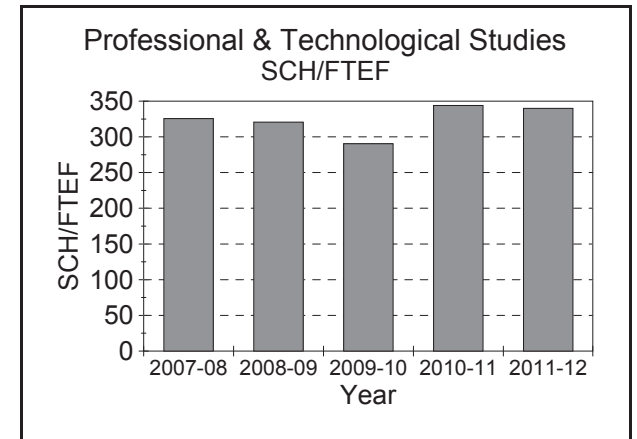
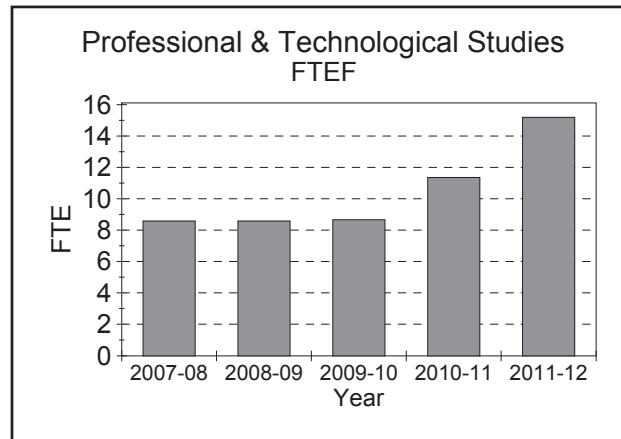
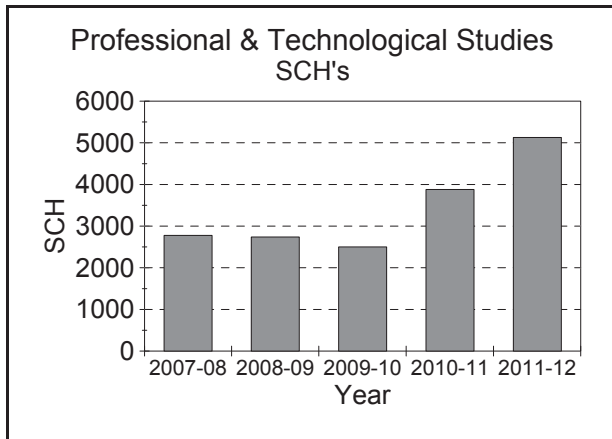
Source: Office of Institutional Research, g:\...\facload\1112\prdpngr.rsl

# Ferris State University

## Student Credit Hours (SCH), Full Time Equated Faculty (FTEF) and SCH/FTEF Aggregated by Department

Fall and Spring Terms Combined

### College of Professional & Technological Studies



| <u>Year</u> | <u>SCH</u> | <u>FTEF</u> | <u>SCH/FTEF</u> |
|-------------|------------|-------------|-----------------|
| 2007-08     | 2,777.00   | 8.53        | 325.66          |
| 2008-09     | 2,737.00   | 8.53        | 320.74          |
| 2009-10     | 2,501.00   | 8.61        | 290.39          |
| 2010-11     | 3,879.00   | 11.28       | 343.95          |
| 2011-12     | 5,129.00   | 15.09       | 339.99          |

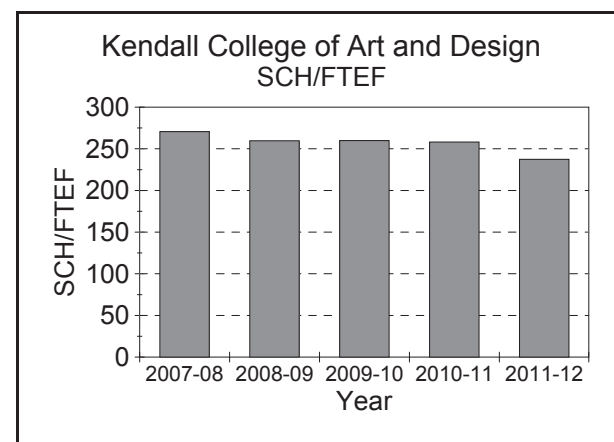
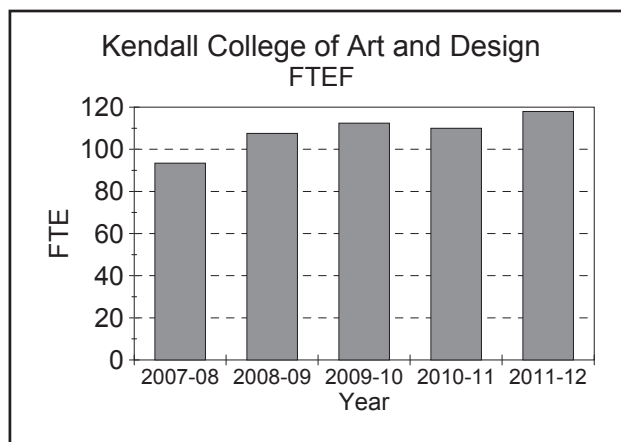
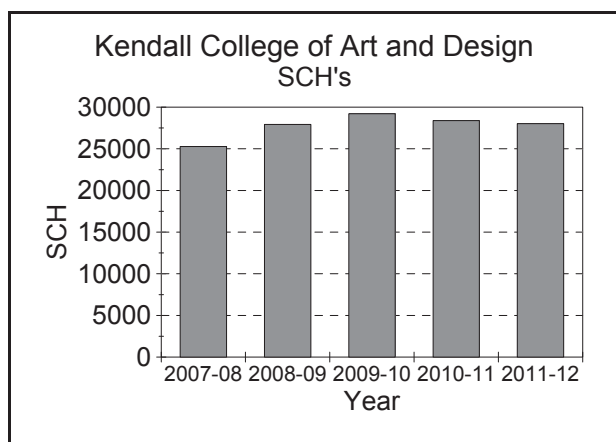
Caution: When viewing graphs, please note the differences in scales  
Source: Office of Institutional Research, g:\...\facload\1112\prdpgr.rsl

# Ferris State University

## Student Credit Hours (SCH), Full Time Equated Faculty (FTEF) and SCH/FTEF Aggregated by College

### Fall and Spring Terms Combined

### Kendall College of Art and Design



| <u>Year</u> | <u>SCH</u> | <u>FTEF</u> | <u>SCH/FTEF</u> |
|-------------|------------|-------------|-----------------|
| 2007-08     | 25,266.00  | 93.38       | 270.57          |
| 2008-09     | 27,925.00  | 107.52      | 259.73          |
| 2009-10     | 29,204.00  | 112.39      | 259.84          |
| 2010-11     | 28,379.00  | 109.94      | 258.12          |
| 2011-12     | 28,013.00  | 117.97      | 237.45          |

Caution: When viewing graphs, please note the differences in scales

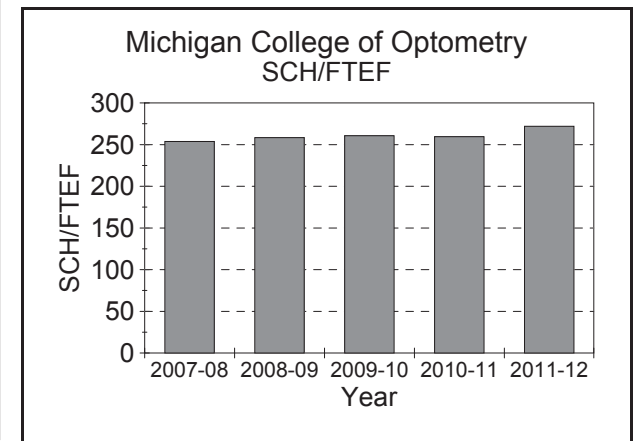
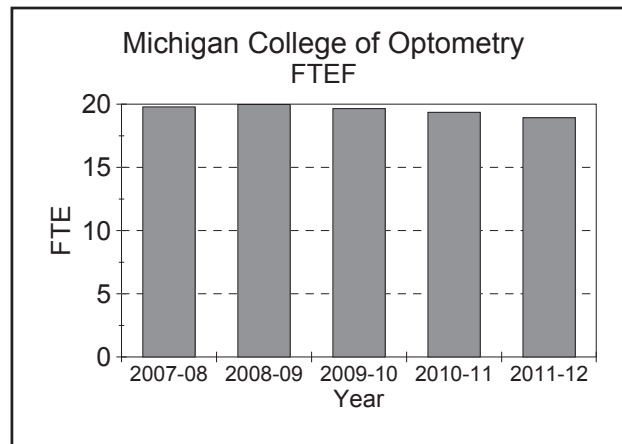
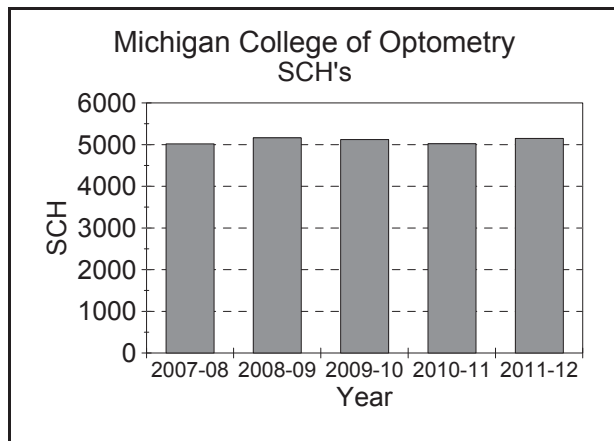
Source: Office of Institutional Research, g:\...fload\1112\prdkcgr.rsl

# Ferris State University

## Student Credit Hours (SCH), Full Time Equated Faculty (FTEF) and SCH/FTEF Aggregated by College

### Fall and Spring Terms Combined

### Michigan College of Optometry



| <u>Year</u> | <u>SCH</u> | <u>FTEF</u> | <u>SCH/FTEF</u> |
|-------------|------------|-------------|-----------------|
| 2007-08     | 5,018.00   | 19.78       | 253.71          |
| 2008-09     | 5,162.00   | 19.98       | 258.33          |
| 2009-10     | 5,122.00   | 19.65       | 260.71          |
| 2010-11     | 5,023.00   | 19.35       | 259.55          |
| 2011-12     | 5,148.00   | 18.93       | 271.97          |

Caution: When viewing graphs, please note the differences in scales

Source: Office of Institutional Research, g:\...fload\0910\prdopgr.rsl

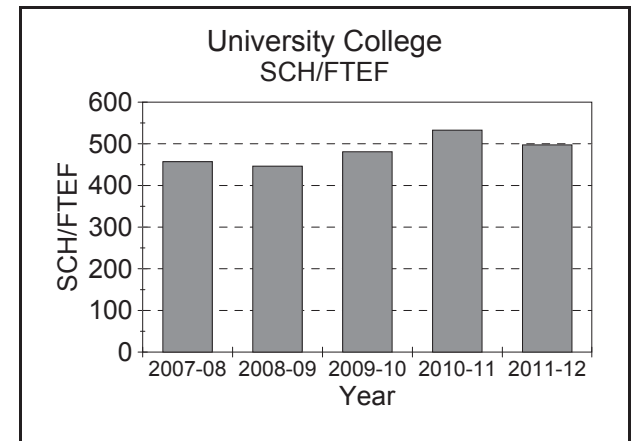
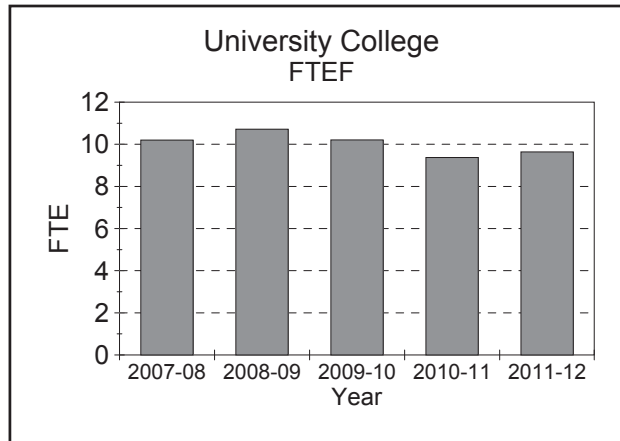
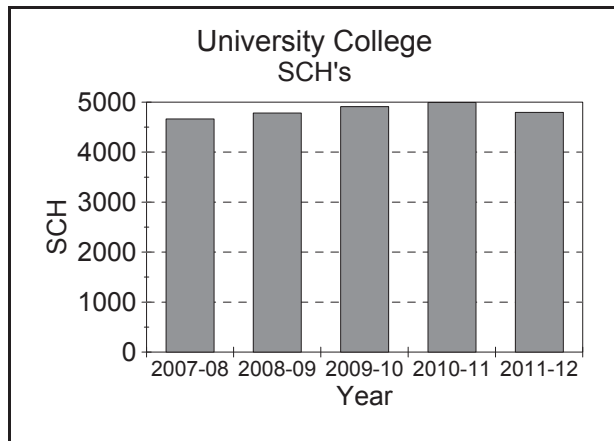


# Ferris State University

## Student Credit Hours (SCH), Full Time Equated Faculty (FTEF) and SCH/FTEF Aggregated by College

### Fall and Spring Terms Combined

#### University College



| <u>Year</u> | <u>SCH</u> | <u>FTEF</u> | <u>SCH/FTEF</u> |
|-------------|------------|-------------|-----------------|
| 2007-08     | 4,664.00   | 10.20       | 457.29          |
| 2008-09     | 4,782.00   | 10.72       | 446.24          |
| 2009-10     | 4,910.00   | 10.21       | 481.06          |
| 2010-11     | 4,992.00   | 9.37        | 532.82          |
| 2011-12     | 4,795.00   | 9.64        | 497.52          |

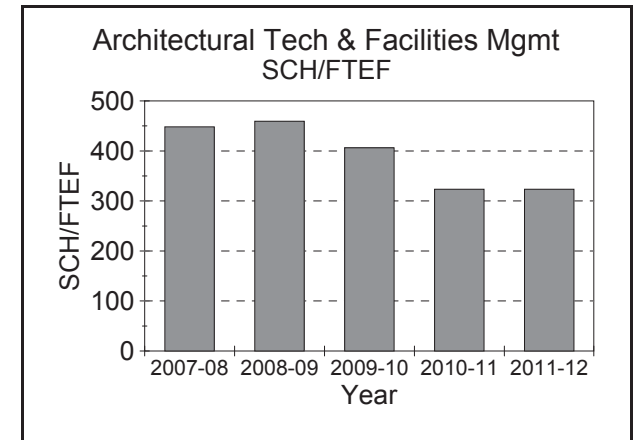
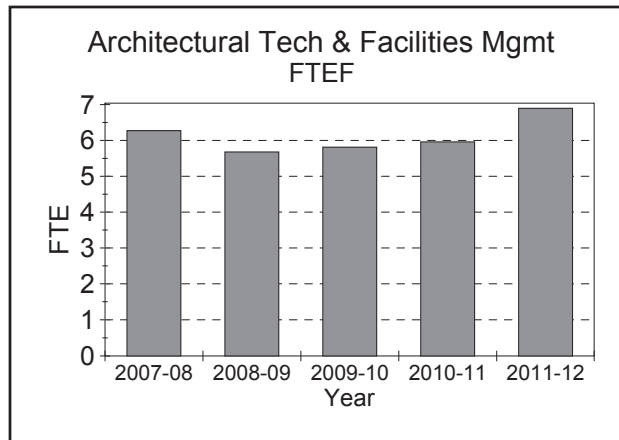
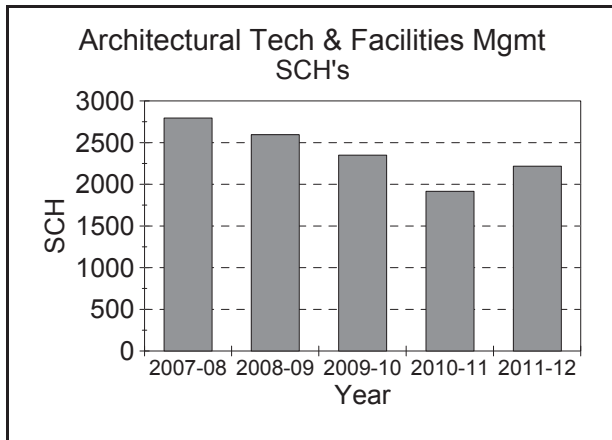
Caution: When viewing graphs, please note the differences in scales  
Source: Office of Institutional Research, g:\...fload\1112\prducgr.rsl

# Ferris State University

## Student Credit Hours (SCH), Full Time Equated Faculty (FTEF) and SCH/FTEF Aggregated by Department

### Fall and Spring Terms Combined

### Architectural Tech & Facilities Mgmt (College of Engineering Technology)



| <u>Year</u> | <u>SCH</u> | <u>FTEF</u> | <u>SCH/FTEF</u> |
|-------------|------------|-------------|-----------------|
| 2007-08     | 2,795.00   | 6.24        | 448.04          |
| 2008-09     | 2,595.00   | 5.65        | 459.29          |
| 2009-10     | 2,349.00   | 5.78        | 406.29          |
| 2010-11     | 1,916.00   | 5.93        | 323.33          |
| 2011-12     | 2,217.00   | 6.86        | 323.40          |

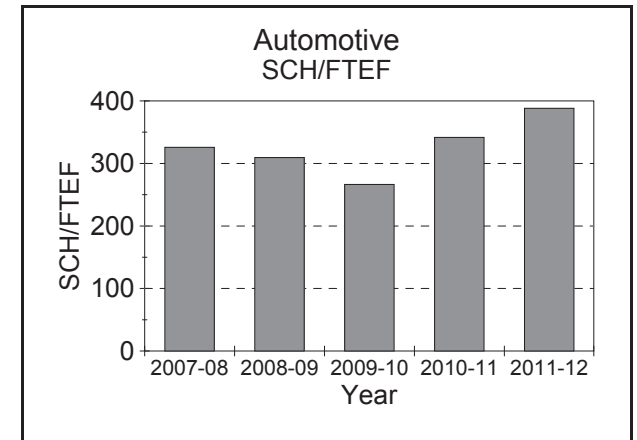
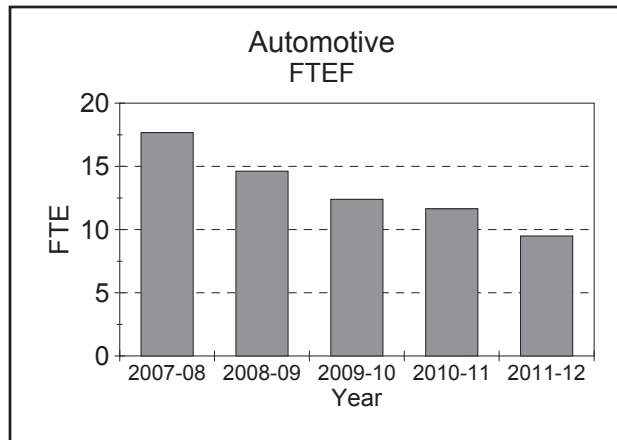
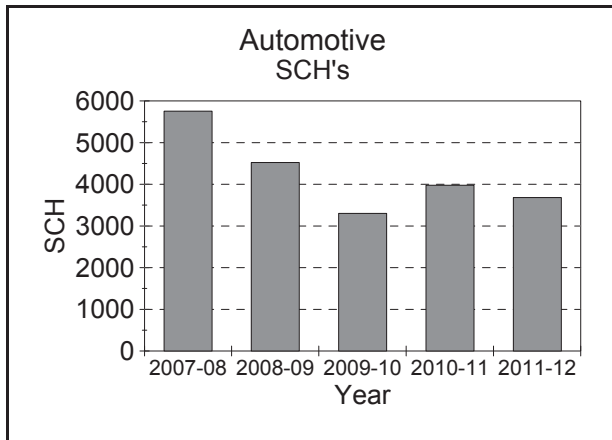
Caution: When viewing graphs, please note the differences in scales  
Source: Office of Institutional Research, g:\...fload\1112\prte1g.rsl

# Ferris State University

## Student Credit Hours (SCH), Full Time Equated Faculty (FTEF) and SCH/FTEF Aggregated by Department

### Fall and Spring Terms Combined

#### Automotive (College of Engineering Technology)



| <u>Year</u> | <u>SCH</u> | <u>FTEF</u> | <u>SCH/FTEF</u> |
|-------------|------------|-------------|-----------------|
| 2007-08     | 5,756.00   | 17.67       | 325.75          |
| 2008-09     | 4,522.00   | 14.62       | 309.41          |
| 2009-10     | 3,302.00   | 12.39       | 266.53          |
| 2010-11     | 3,977.00   | 11.64       | 341.77          |
| 2011-12     | 3,683.00   | 9.49        | 388.24          |

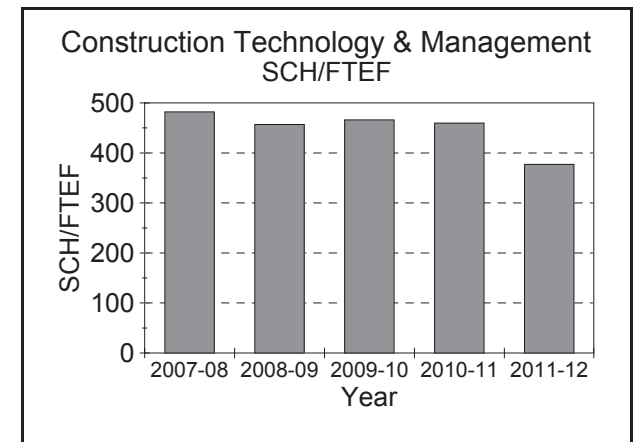
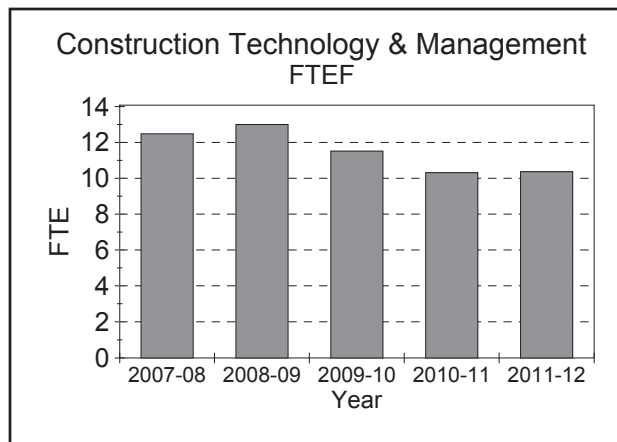
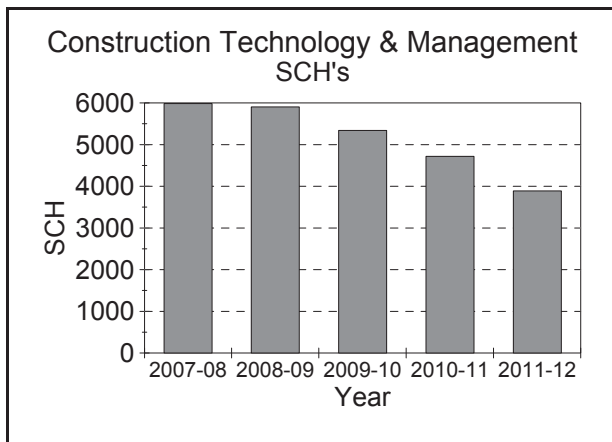
Caution: When viewing graphs, please note the differences in scales  
Source: Office of Institutional Research, g:\...fload\1112\prte2g.rsl

# Ferris State University

## Student Credit Hours (SCH), Full Time Equated Faculty (FTEF) and SCH/FTEF Aggregated by Department

Fall and Spring Terms Combined

### Construction Technology & Management (College of Engineering Technology)



| <u>Year</u> | <u>SCH</u> | <u>FTEF</u> | <u>SCH/FTEF</u> |
|-------------|------------|-------------|-----------------|
| 2007-08     | 5,984.00   | 12.41       | 482.08          |
| 2008-09     | 5,903.00   | 12.93       | 456.71          |
| 2009-10     | 5,340.00   | 11.46       | 466.06          |
| 2010-11     | 4,718.00   | 10.26       | 459.81          |
| 2011-12     | 3,888.00   | 10.31       | 377.05          |

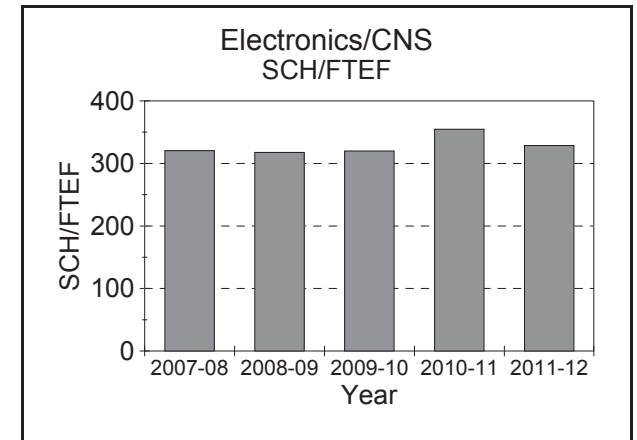
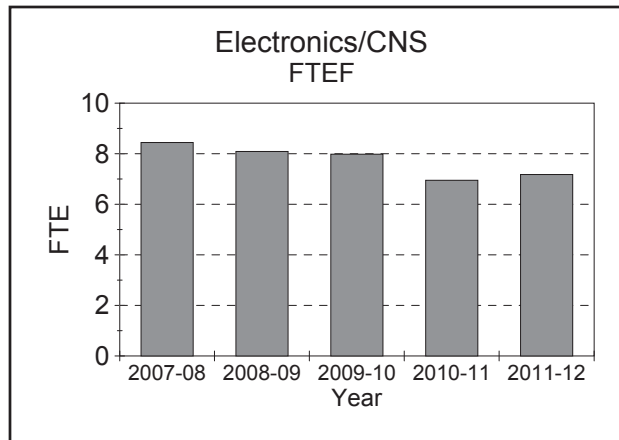
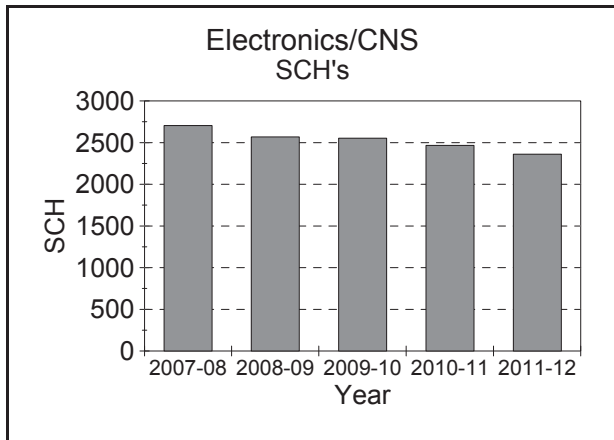
Caution: When viewing graphs, please note the differences in scales  
Source: Office of Institutional Research, g:\...load\1112\prdt3g.rsl

# Ferris State University

## Student Credit Hours (SCH), Full Time Equated Faculty (FTEF) and SCH/FTEF Aggregated by Department

### Fall and Spring Terms Combined

#### Electronics/CNS (College of Engineering Technology)



| <u>Year</u> | <u>SCH</u> | <u>FTEF</u> | <u>SCH/FTEF</u> |
|-------------|------------|-------------|-----------------|
| 2007-08     | 2,705.00   | 8.44        | 320.47          |
| 2008-09     | 2,569.00   | 8.09        | 317.55          |
| 2009-10     | 2,553.00   | 7.98        | 319.92          |
| 2010-11     | 2,466.00   | 6.95        | 354.82          |
| 2011-12     | 2,360.00   | 7.18        | 328.72          |

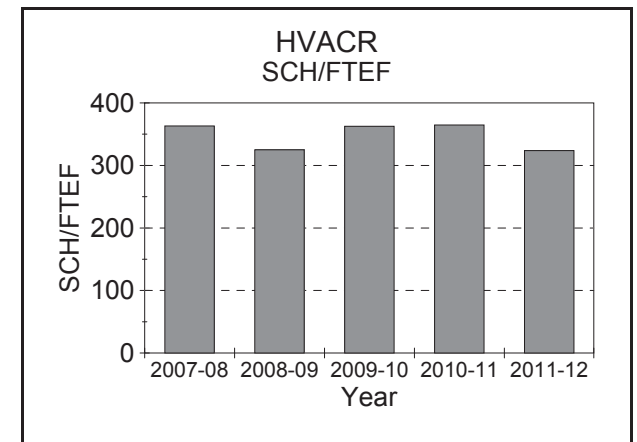
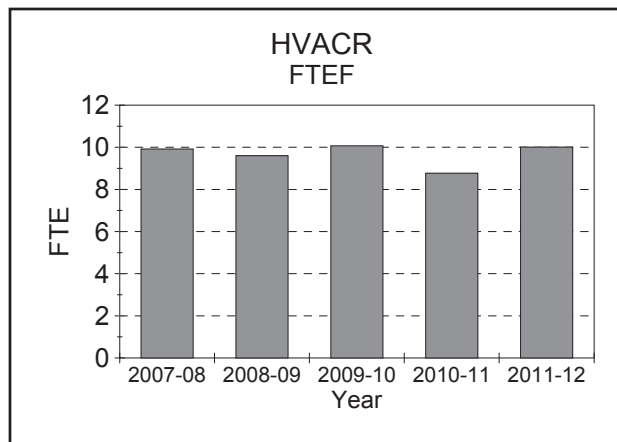
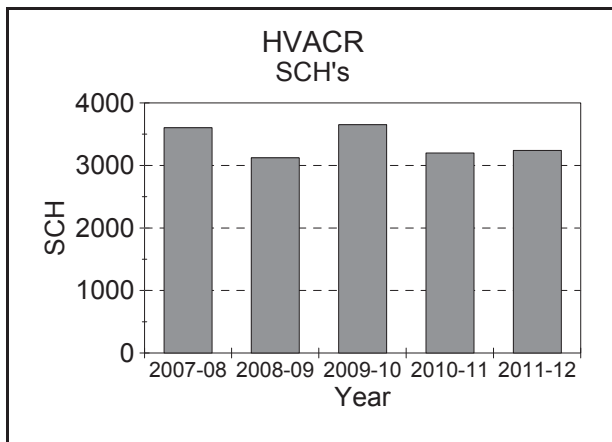
Caution: When viewing graphs, please note the differences in scales  
Source: Office of Institutional Research, g:\...fload\1112\prdt4g.rsl

# Ferris State University

## Student Credit Hours (SCH), Full Time Equated Faculty (FTEF) and SCH/FTEF Aggregated by Department

### Fall and Spring Terms Combined

#### HVACR (College of Engineering Technology)



| <u>Year</u> | <u>SCH</u> | <u>FTEF</u> | <u>SCH/FTEF</u> |
|-------------|------------|-------------|-----------------|
| 2007-08     | 3,604.00   | 9.92        | 363.18          |
| 2008-09     | 3,121.00   | 9.60        | 325.10          |
| 2009-10     | 3,652.00   | 10.07       | 362.68          |
| 2010-11     | 3,198.00   | 8.77        | 364.71          |
| 2011-12     | 3,239.00   | 10.01       | 323.74          |

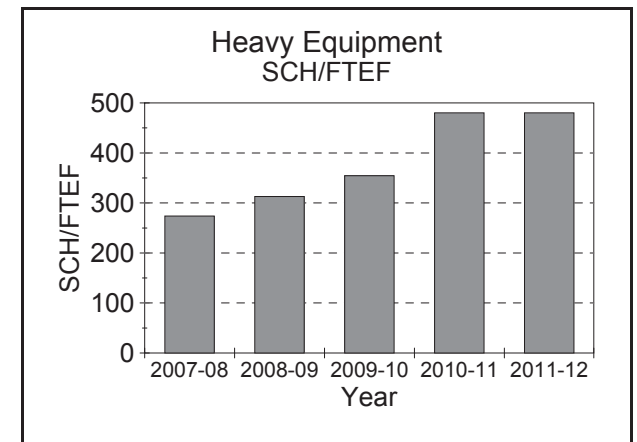
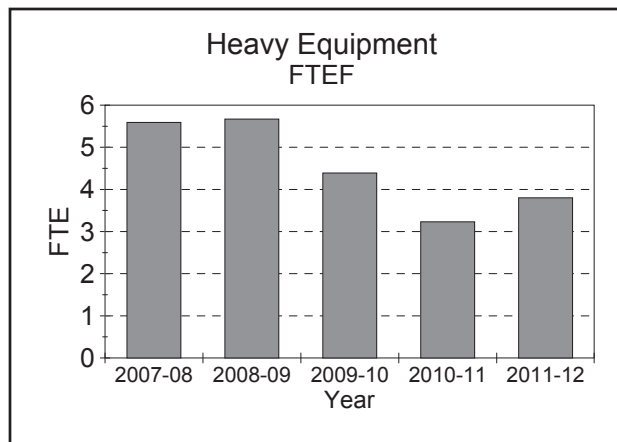
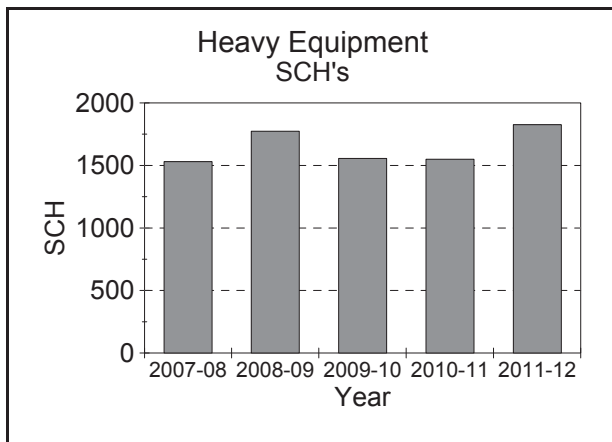
Caution: When viewing graphs, please note the differences in scales  
Source: Office of Institutional Research, g:\...fload\1112\prdt5g.rsl

# Ferris State University

## Student Credit Hours (SCH), Full Time Equated Faculty (FTEF) and SCH/FTEF Aggregated by Department

### Fall and Spring Terms Combined

#### Heavy Equipment (College of Engineering Technology)



| <u>Year</u> | <u>SCH</u> | <u>FTEF</u> | <u>SCH/FTEF</u> |
|-------------|------------|-------------|-----------------|
| 2007-08     | 1,531.00   | 5.59        | 273.88          |
| 2008-09     | 1,774.00   | 5.67        | 312.87          |
| 2009-10     | 1,556.00   | 4.39        | 354.42          |
| 2010-11     | 1,550.00   | 3.23        | 480.28          |
| 2011-12     | 1,826.00   | 3.80        | 480.09          |

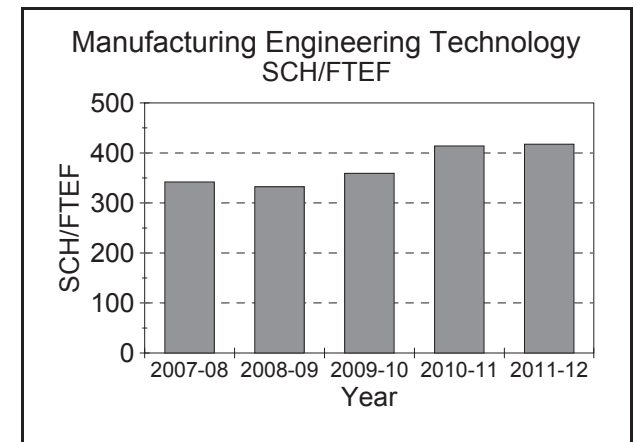
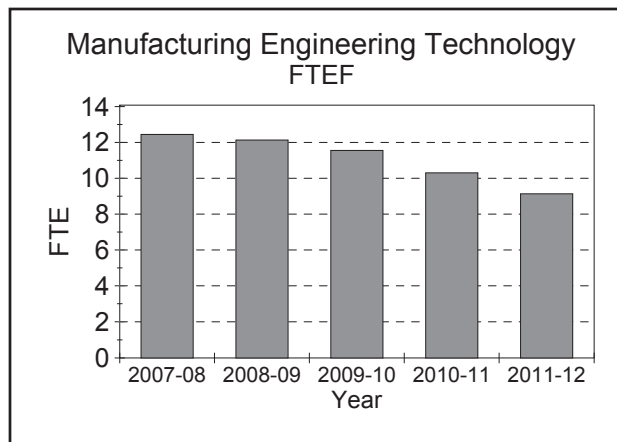
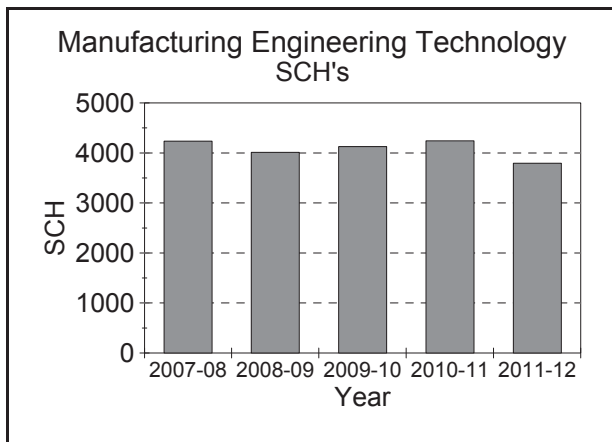
Caution: When viewing graphs, please note the differences in scales  
Source: Office of Institutional Research, g:\...fload\1112\prdt6g.rsl

# Ferris State University

## Student Credit Hours (SCH), Full Time Equated Faculty (FTEF) and SCH/FTEF Aggregated by Department

### Fall and Spring Terms Combined

### Manufacturing Engineering Technology (College of Engineering Technology)



| <u>Year</u> | <u>SCH</u> | <u>FTEF</u> | <u>SCH/FTEF</u> |
|-------------|------------|-------------|-----------------|
| 2007-08     | 4,234.00   | 12.38       | 342.11          |
| 2008-09     | 4,010.00   | 12.07       | 332.23          |
| 2009-10     | 4,128.00   | 11.49       | 359.22          |
| 2010-11     | 4,243.00   | 10.25       | 413.99          |
| 2011-12     | 3,794.00   | 9.09        | 417.49          |

Caution: When viewing graphs, please note the differences in scales  
Source: Office of Institutional Research, g:\...fload\1112\prdt7g.rsl

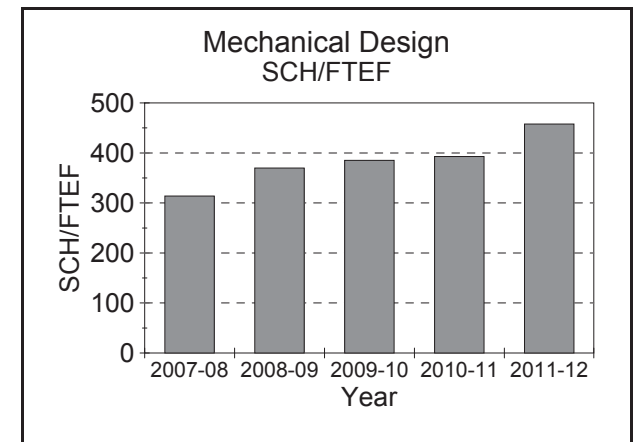
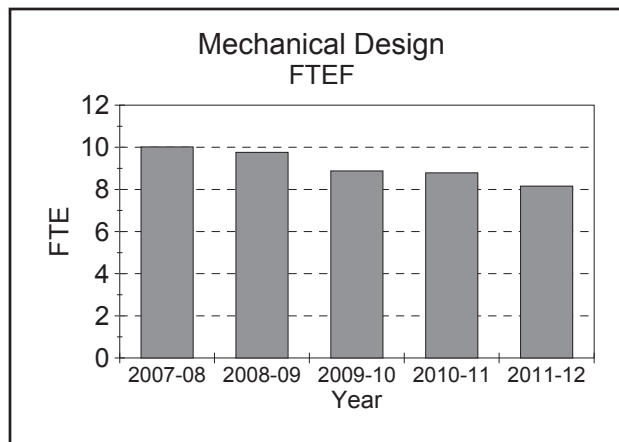
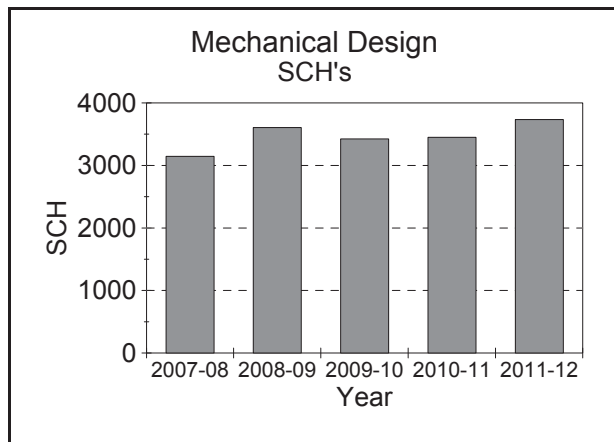


# Ferris State University

## Student Credit Hours (SCH), Full Time Equated Faculty (FTEF) and SCH/FTEF Aggregated by Department

### Fall and Spring Terms Combined

#### Mechanical Design (College of Engineering Technology)



| <u>Year</u> | <u>SCH</u> | <u>FTEF</u> | <u>SCH/FTEF</u> |
|-------------|------------|-------------|-----------------|
| 2007-08     | 3,144.00   | 10.02       | 313.85          |
| 2008-09     | 3,606.00   | 9.76        | 369.66          |
| 2009-10     | 3,423.00   | 8.88        | 385.30          |
| 2010-11     | 3,451.00   | 8.79        | 392.70          |
| 2011-12     | 3,735.00   | 8.16        | 457.78          |

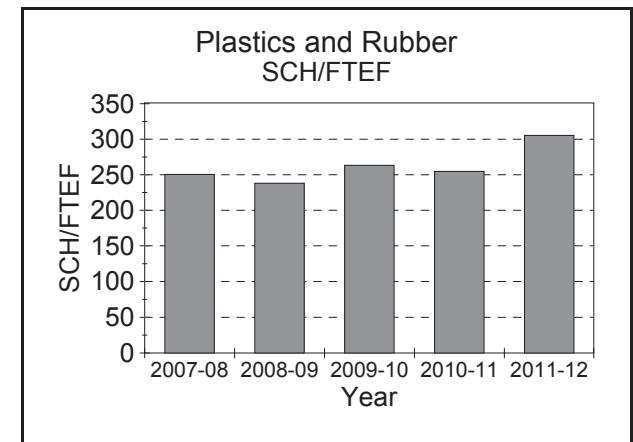
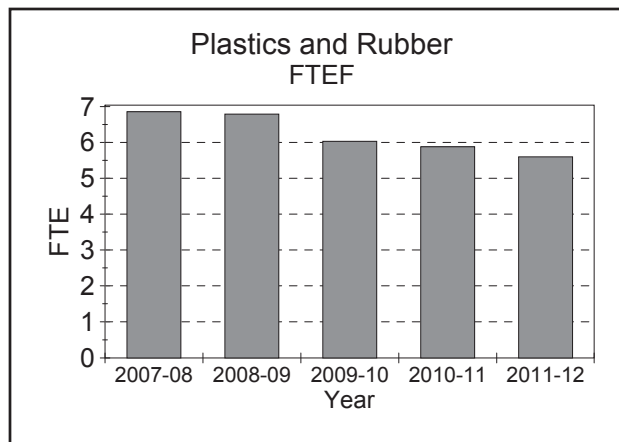
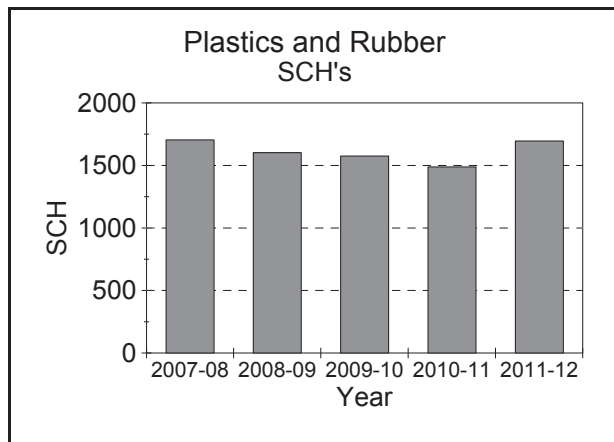
Caution: When viewing graphs, please note the differences in scales  
Source: Office of Institutional Research, g:\...fload\1112\prdt8g.rsl

# Ferris State University

## Student Credit Hours (SCH), Full Time Equated Faculty (FTEF) and SCH/FTEF Aggregated by Department

### Fall and Spring Terms Combined

#### Plastics and Rubber (College of Engineering Technology)



| <u>Year</u> | <u>SCH</u> | <u>FTEF</u> | <u>SCH/FTEF</u> |
|-------------|------------|-------------|-----------------|
| 2007-08     | 1,704.00   | 6.82        | 249.98          |
| 2008-09     | 1,602.00   | 6.75        | 237.51          |
| 2009-10     | 1,575.00   | 6.00        | 262.58          |
| 2010-11     | 1,488.00   | 5.85        | 254.21          |
| 2011-12     | 1,696.00   | 5.57        | 304.64          |

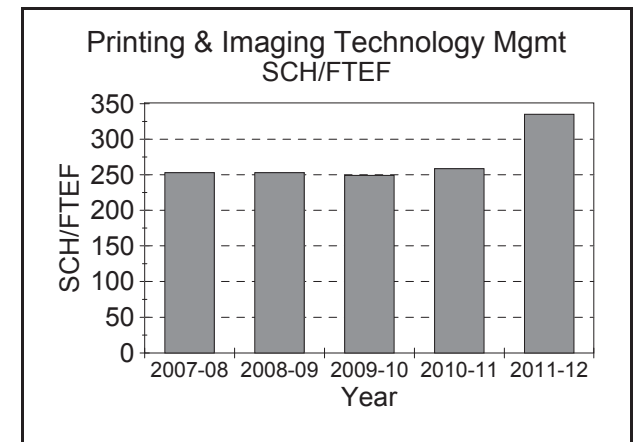
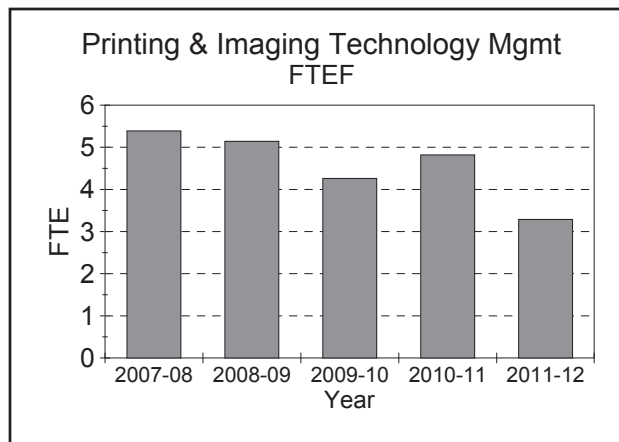
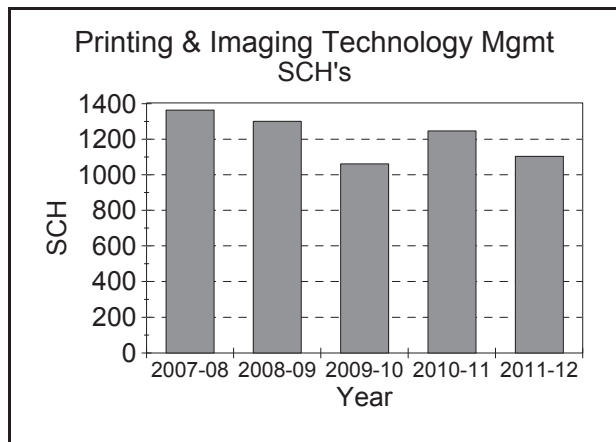
Caution: When viewing graphs, please note the differences in scales  
Source: Office of Institutional Research, g:\...fload\1112\prdt9g.rsl

# Ferris State University

## Student Credit Hours (SCH), Full Time Equated Faculty (FTEF) and SCH/FTEF Aggregated by Department

Fall and Spring Terms Combined

### Printing & Imaging Technology Mgmt (College of Engineering Technology)



| <u>Year</u> | <u>SCH</u> | <u>FTEF</u> | <u>SCH/FTEF</u> |
|-------------|------------|-------------|-----------------|
| 2007-08     | 1,360.00   | 5.39        | 252.37          |
| 2008-09     | 1,297.00   | 5.14        | 252.33          |
| 2009-10     | 1,059.00   | 4.26        | 248.48          |
| 2010-11     | 1,243.00   | 4.82        | 257.91          |
| 2011-12     | 1,101.00   | 3.29        | 334.14          |

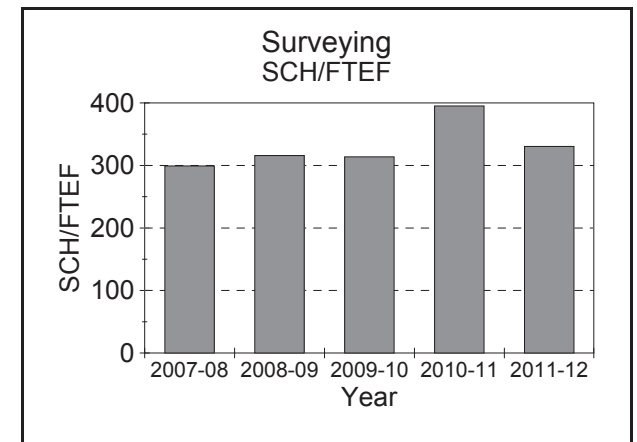
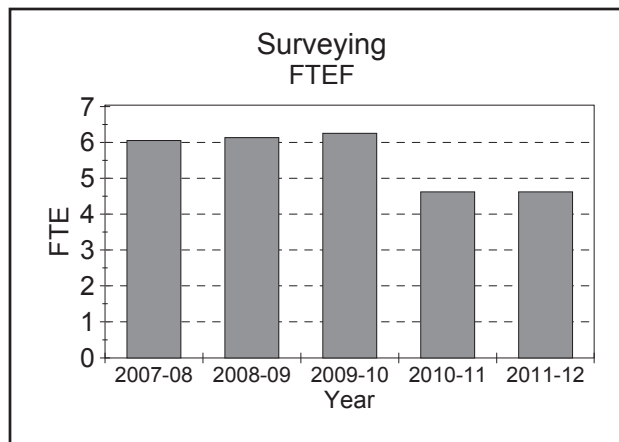
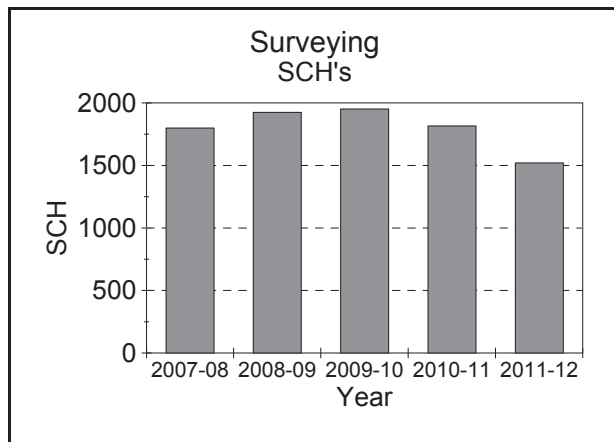
Caution: When viewing graphs, please note the differences in scales  
Source: Office of Institutional Research, g:\...\facload\1112\prpte10g.rsl

# Ferris State University

## Student Credit Hours (SCH), Full Time Equated Faculty (FTEF) and SCH/FTEF Aggregated by Department

### Fall and Spring Terms Combined

#### Surveying (College of Engineering Technology)



| <u>Year</u> | <u>SCH</u> | <u>FTEF</u> | <u>SCH/FTEF</u> |
|-------------|------------|-------------|-----------------|
| 2007-08     | 1,799.00   | 6.02        | 299.07          |
| 2008-09     | 1,925.00   | 6.10        | 315.83          |
| 2009-10     | 1,952.00   | 6.22        | 313.80          |
| 2010-11     | 1,816.00   | 4.60        | 395.04          |
| 2011-12     | 1,520.00   | 4.60        | 330.39          |

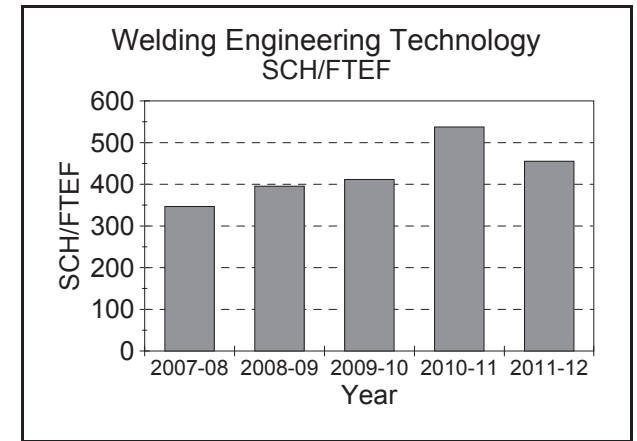
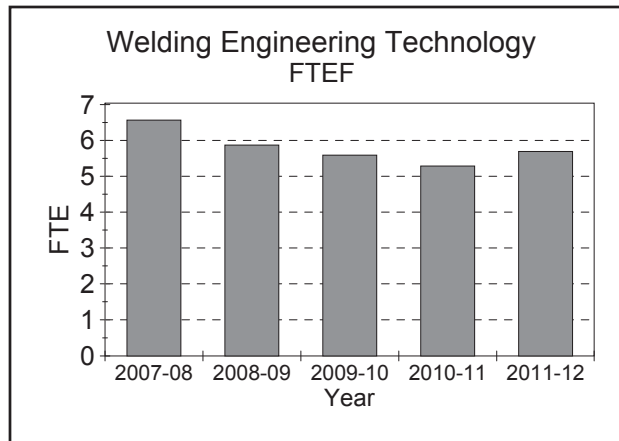
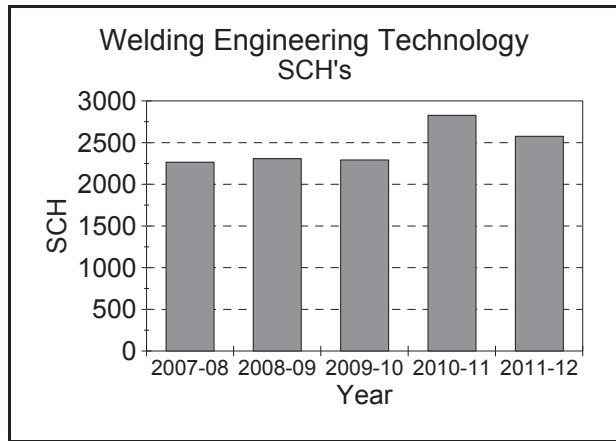
Caution: When viewing graphs, please note the differences in scales  
Source: Office of Institutional Research, g:\...\facload\1112\prdte11g.rsl

# Ferris State University

## Student Credit Hours (SCH), Full Time Equated Faculty (FTEF) and SCH/FTEF Aggregated by Department

### Fall and Spring Terms Combined

### Welding Engineering Technology (College of Engineering Technology)



| <u>Year</u> | <u>SCH</u> | <u>FTEF</u> | <u>SCH/FTEF</u> |
|-------------|------------|-------------|-----------------|
| 2007-08     | 2,265.00   | 6.53        | 346.60          |
| 2008-09     | 2,308.00   | 5.84        | 395.21          |
| 2009-10     | 2,291.00   | 5.56        | 411.68          |
| 2010-11     | 2,828.00   | 5.26        | 537.45          |
| 2011-12     | 2,576.00   | 5.66        | 455.10          |

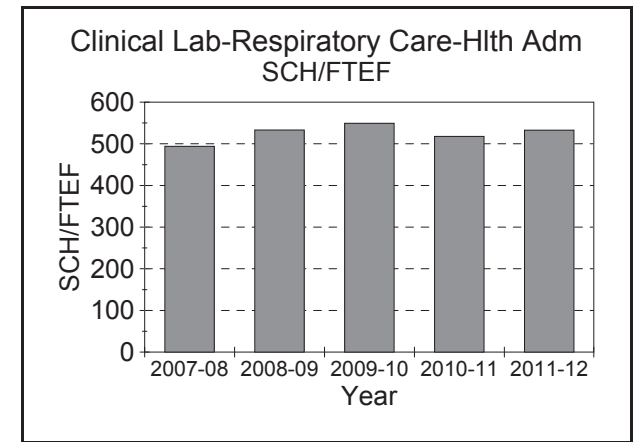
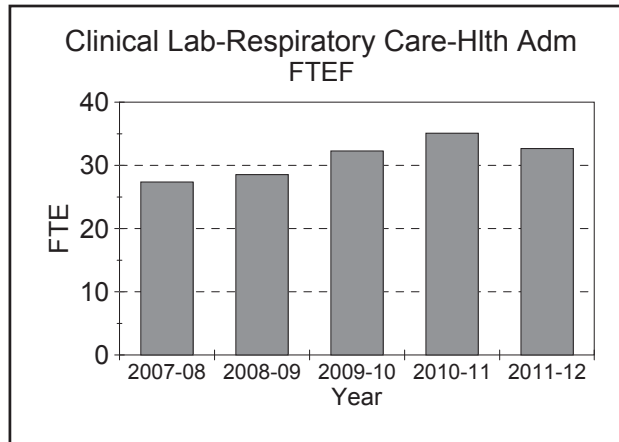
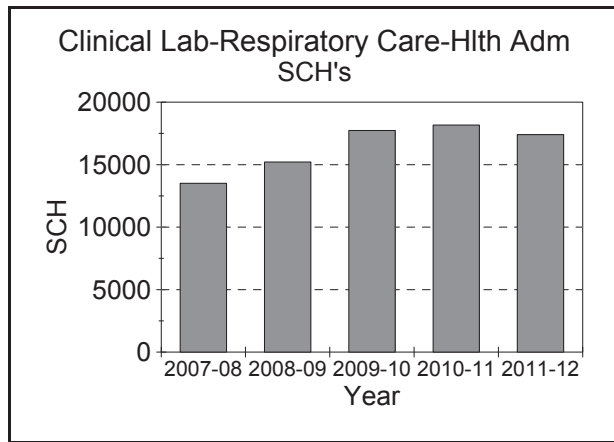
Caution: When viewing graphs, please note the differences in scales  
Source: Office of Institutional Research, g:\...\facload\1112\prdte12g.rsl

# Ferris State University

## Student Credit Hours (SCH), Full Time Equated Faculty (FTEF) and SCH/FTEF Aggregated by Department

### Fall and Spring Terms Combined

#### Clinical Lab - Respiratory Care - Health Administration (College of Allied Health Sciences)



| <u>Year</u> | <u>SCH</u> | <u>FTEF</u> | <u>SCH/FTEF</u> |
|-------------|------------|-------------|-----------------|
| 2007-08     | 13,514.00  | 27.36       | 493.98          |
| 2008-09     | 15,217.00  | 28.54       | 533.20          |
| 2009-10     | 17,731.00  | 32.28       | 549.20          |
| 2010-11     | 18,167.00  | 35.08       | 517.85          |
| 2011-12     | 17,405.00  | 32.66       | 532.87          |

Caution: When viewing graphs, please note the differences in scales

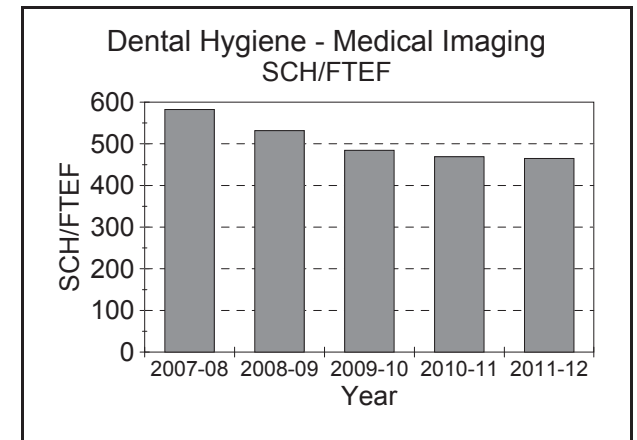
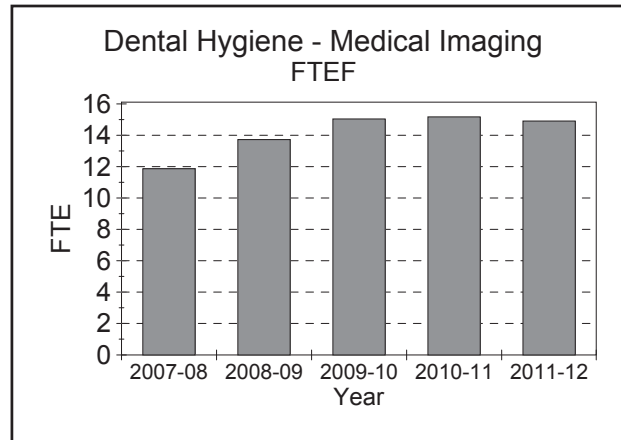
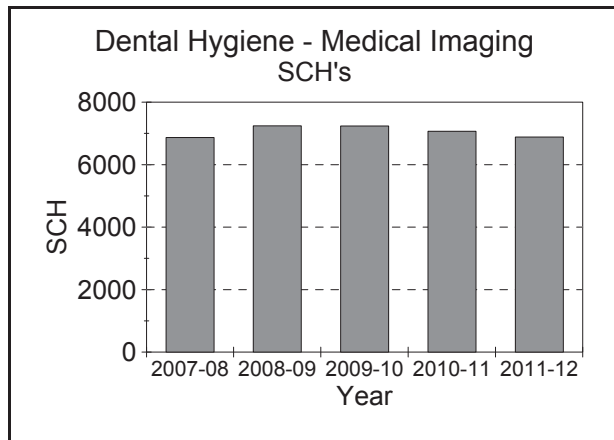
Source: Office of Institutional Research, g:\...\facload\1112\prdah1g.rsl

# Ferris State University

## Student Credit Hours (SCH), Full Time Equated Faculty (FTEF) and SCH/FTEF Aggregated by Department

### Fall and Spring Terms Combined

#### Dental Hygiene - Medical Imaging (College of Allied Health Sciences)



| <u>Year</u> | <u>SCH</u> | <u>FTEF</u> | <u>SCH/FTEF</u> |
|-------------|------------|-------------|-----------------|
| 2007-08     | 6,867.00   | 11.79       | 582.27          |
| 2008-09     | 7,244.00   | 13.63       | 531.59          |
| 2009-10     | 7,235.00   | 14.94       | 484.19          |
| 2010-11     | 7,069.00   | 15.07       | 468.96          |
| 2011-12     | 6,885.00   | 14.81       | 464.79          |

Caution: When viewing graphs, please note the differences in scales

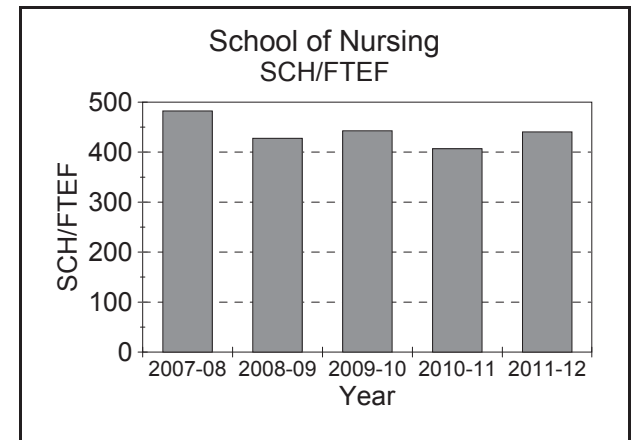
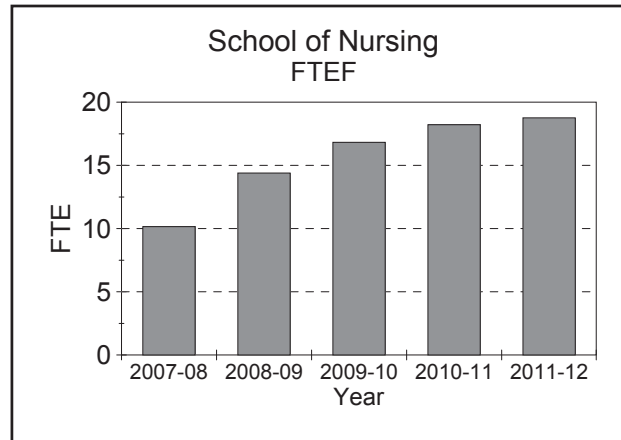
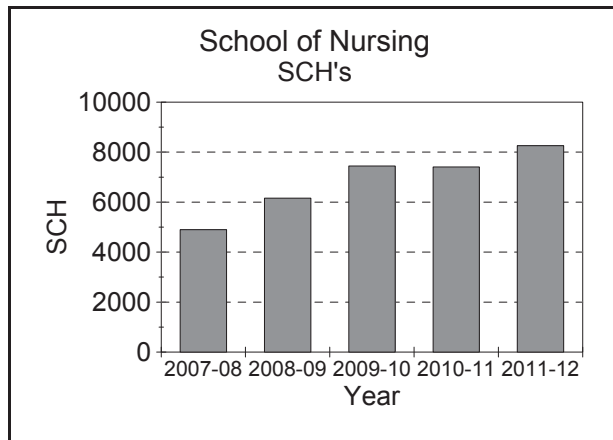
Source: Office of Institutional Research, g:\...\facload\1112\prdah2g.rsl

# Ferris State University

## Student Credit Hours (SCH), Full Time Equated Faculty (FTEF) and SCH/FTEF Aggregated by Department

### Fall and Spring Terms Combined

#### School of Nursing (College of Allied Health Sciences)



| <u>Year</u> | <u>SCH</u> | <u>FTEF</u> | <u>SCH/FTEF</u> |
|-------------|------------|-------------|-----------------|
| 2007-08     | 4,895.00   | 10.15       | 482.24          |
| 2008-09     | 6,158.00   | 14.39       | 427.81          |
| 2009-10     | 7,448.00   | 16.82       | 442.79          |
| 2010-11     | 7,409.00   | 18.21       | 406.96          |
| 2011-12     | 8,259.00   | 18.76       | 440.31          |

Caution: When viewing graphs, please note the differences in scales

Source: Office of Institutional Research, g:\...\facload\1112\prdah3g.rsl

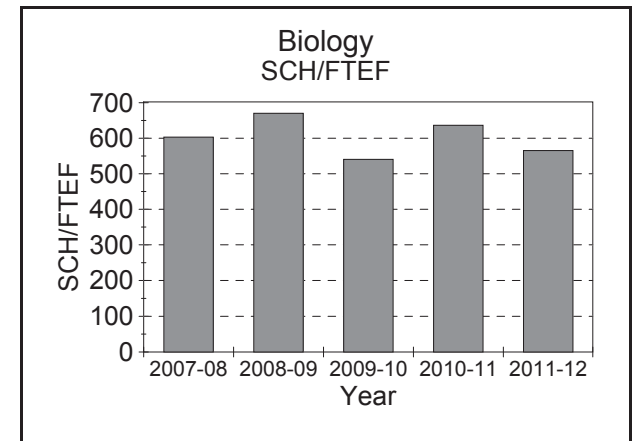
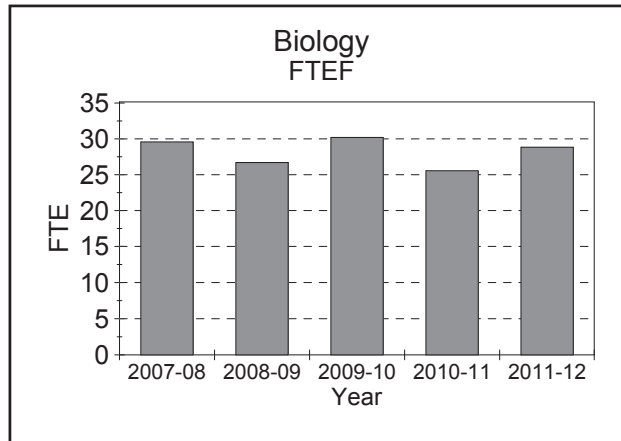
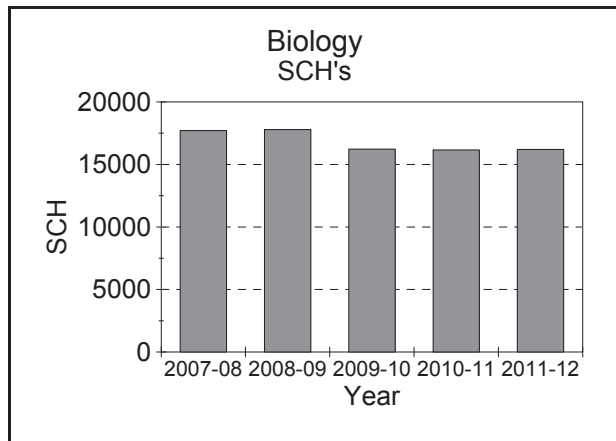


# Ferris State University

## Student Credit Hours (SCH), Full Time Equated Faculty (FTEF) and SCH/FTEF Aggregated by Department

### Fall and Spring Terms Combined

#### Biology (College of Arts & Sciences)



| <u>Year</u> | <u>SCH</u> | <u>FTEF</u> | <u>SCH/FTEF</u> |
|-------------|------------|-------------|-----------------|
| 2007-08     | 17,715.00  | 29.46       | 601.31          |
| 2008-09     | 17,784.00  | 26.62       | 668.12          |
| 2009-10     | 16,225.00  | 30.08       | 539.40          |
| 2010-11     | 16,160.00  | 25.47       | 634.52          |
| 2011-12     | 16,203.00  | 28.73       | 564.06          |

Caution: When viewing graphs, please note the differences in scales

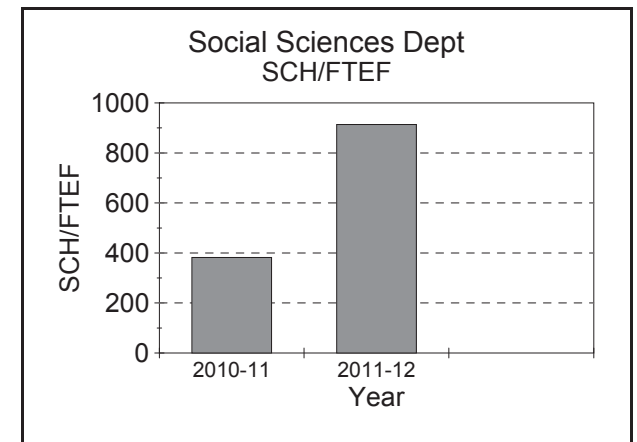
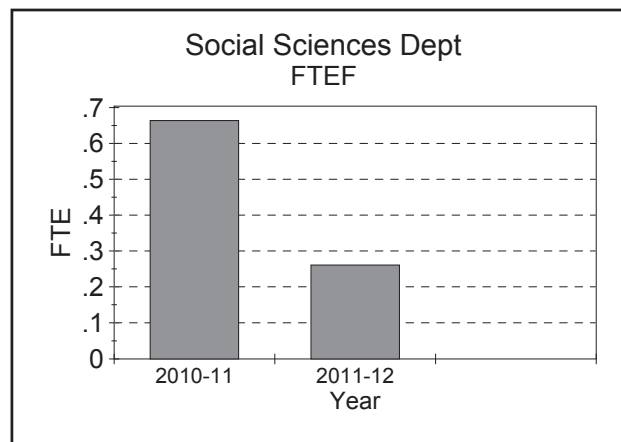
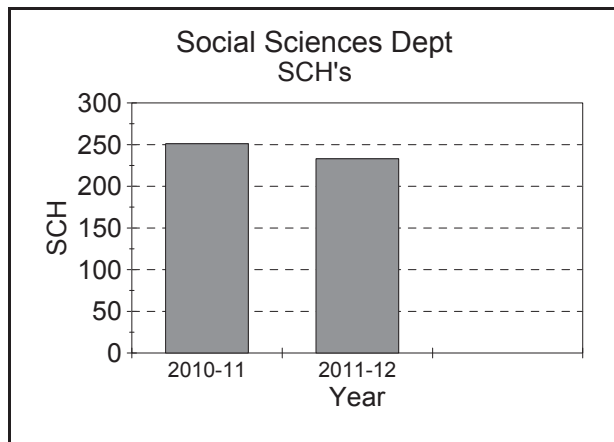
Source: Office of Institutional Research, g:\...lfacload\1112\prdas1g.rsl

# Ferris State University

## Student Credit Hours (SCH), Full Time Equated Faculty (FTEF) and SCH/FTEF Aggregated by Department

### Fall and Spring Terms Combined

#### College of Arts & Sciences Dept (College of Arts & Sciences)



| <u>Year</u> | <u>SCH</u> | <u>FTEF</u> | <u>SCH/FTEF</u> |
|-------------|------------|-------------|-----------------|
| 2010-11     | 251.00     | 0.66        | 382.11          |
| 2011-12     | 233.00     | 0.26        | 913.73          |

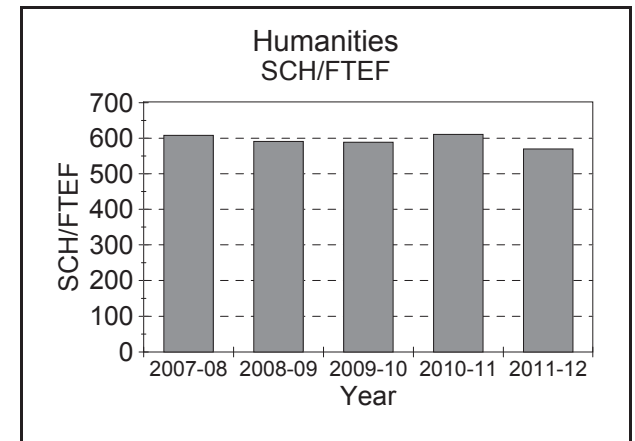
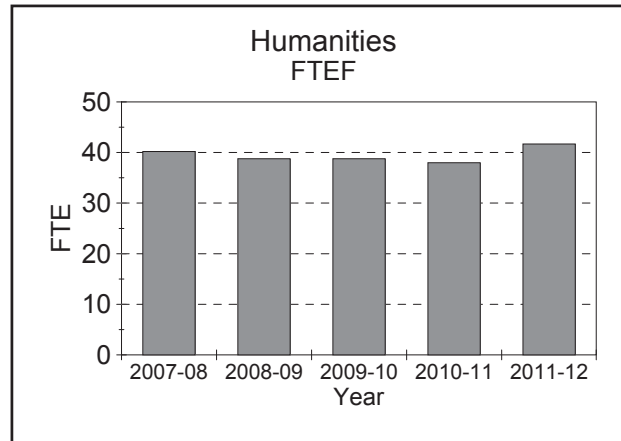
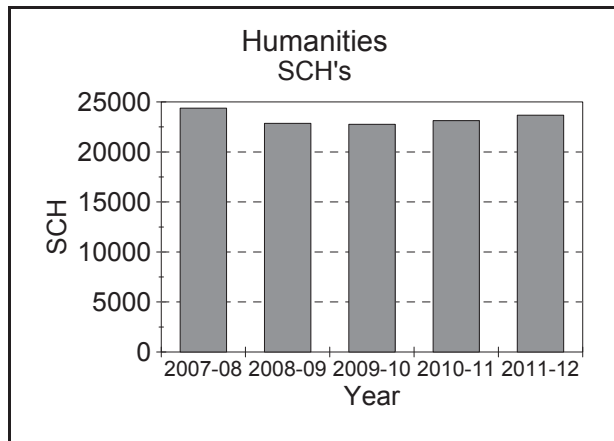
Caution: When viewing graphs, please note the differences in scales  
Source: Office of Institutional Research, g:\...\facload\1112\prd7g.rsl

# Ferris State University

## Student Credit Hours (SCH), Full Time Equated Faculty (FTEF) and SCH/FTEF Aggregated by Department

### Fall and Spring Terms Combined

#### Humanities (College of Arts & Sciences)



| <u>Year</u> | <u>SCH</u> | <u>FTEF</u> | <u>SCH/FTEF</u> |
|-------------|------------|-------------|-----------------|
| 2007-08     | 24,379.00  | 40.21       | 606.35          |
| 2008-09     | 22,861.00  | 38.78       | 589.44          |
| 2009-10     | 22,761.00  | 38.78       | 586.95          |
| 2010-11     | 23,123.00  | 37.97       | 609.01          |
| 2011-12     | 23,678.00  | 41.67       | 568.16          |

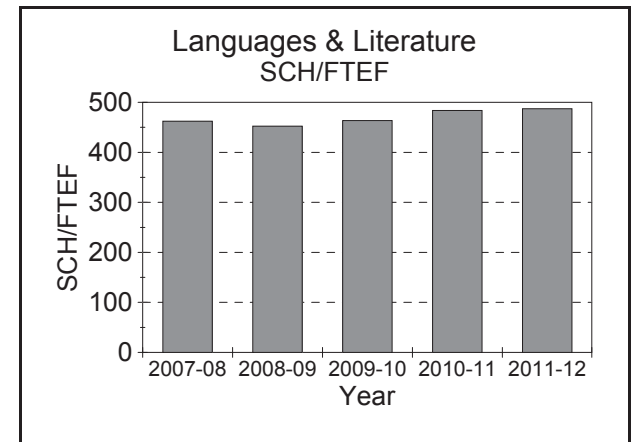
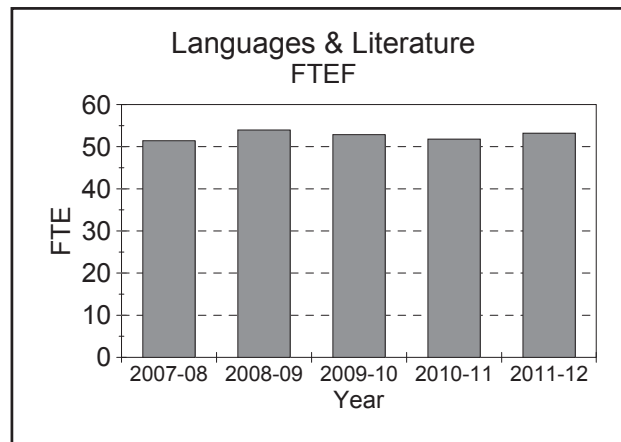
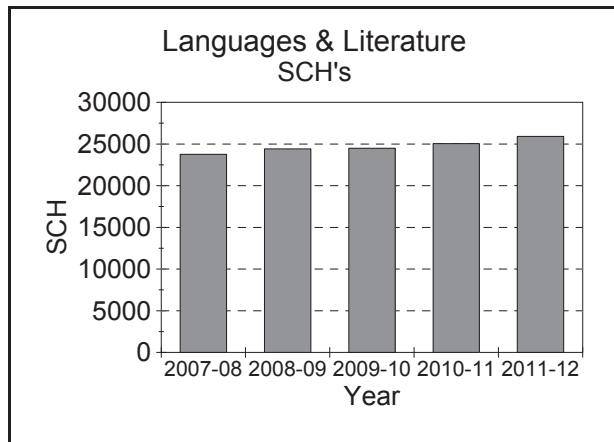
Caution: When viewing graphs, please note the differences in scales  
Source: Office of Institutional Research, g:\...lfacload\1112\prdas2g.rsl

# Ferris State University

## Student Credit Hours (SCH), Full Time Equated Faculty (FTEF) and SCH/FTEF Aggregated by Department

### Fall and Spring Terms Combined

#### Languages & Literature (College of Arts & Sciences)



| <u>Year</u> | <u>SCH</u> | <u>FTEF</u> | <u>SCH/FTEF</u> |
|-------------|------------|-------------|-----------------|
| 2007-08     | 23,757.00  | 51.41       | 462.10          |
| 2008-09     | 24,408.00  | 53.97       | 452.27          |
| 2009-10     | 24,494.00  | 52.85       | 463.46          |
| 2010-11     | 25,057.00  | 51.80       | 483.69          |
| 2011-12     | 25,916.00  | 53.20       | 487.14          |

Caution: When viewing graphs, please note the differences in scales

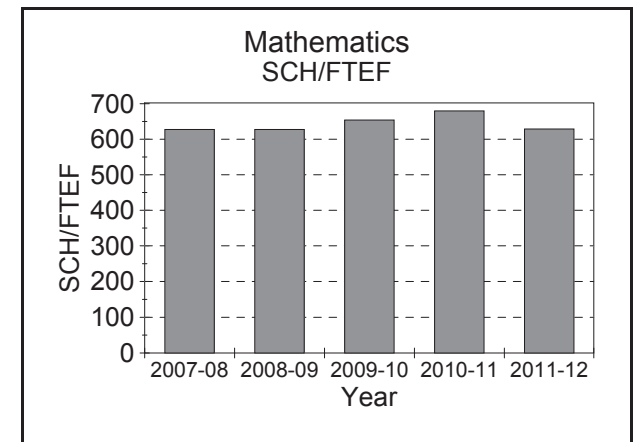
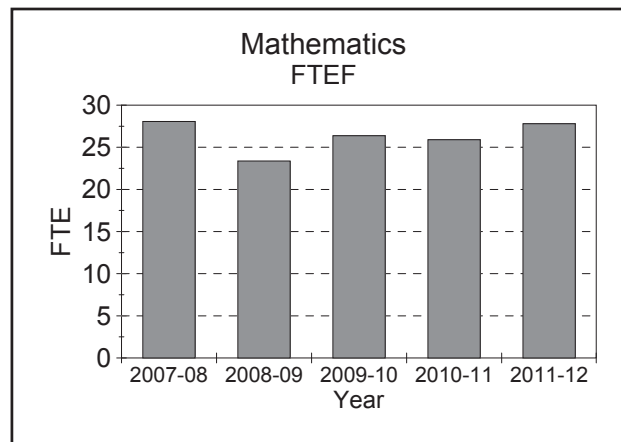
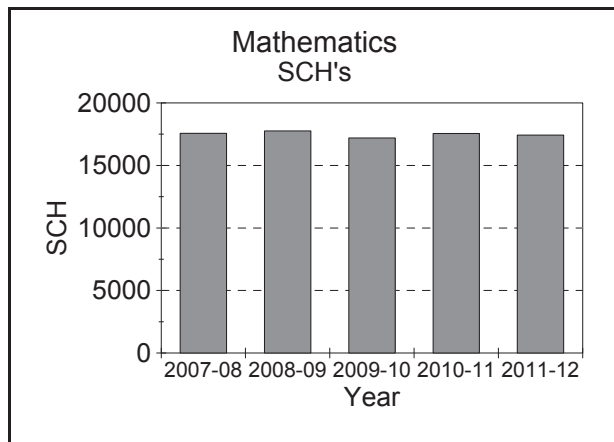
Source: Office of Institutional Research, g:\...fload\1112\prdas3g.rsl

# Ferris State University

## Student Credit Hours (SCH), Full Time Equated Faculty (FTEF) and SCH/FTEF Aggregated by Department

### Fall and Spring Terms Combined

#### Mathematics (College of Arts & Sciences)



| <u>Year</u> | <u>SCH</u> | <u>FTEF</u> | <u>SCH/FTEF</u> |
|-------------|------------|-------------|-----------------|
| 2007-08     | 17,563.00  | 28.07       | 625.78          |
| 2008-09     | 17,759.00  | 23.38       | 625.82          |
| 2009-10     | 17,202.00  | 26.38       | 652.16          |
| 2010-11     | 17,554.00  | 25.90       | 677.80          |
| 2011-12     | 17,422.00  | 27.79       | 627.01          |

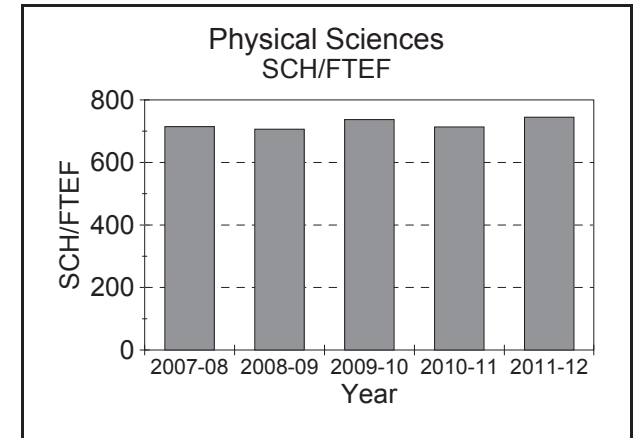
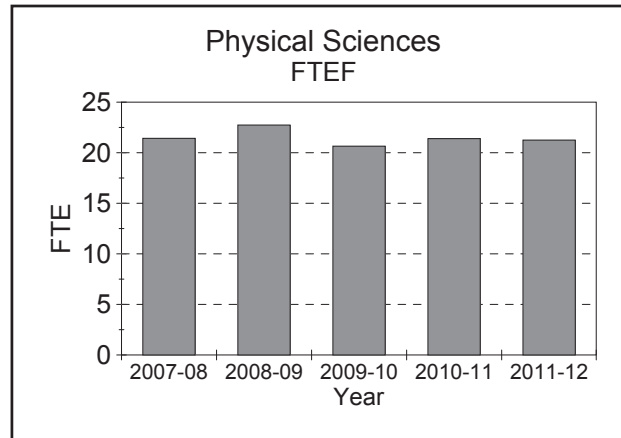
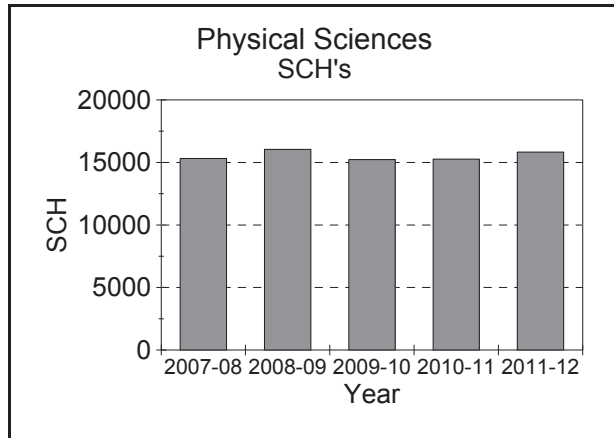
Caution: When viewing graphs, please note the differences in scales  
Source: Office of Institutional Research, g:\...lfacload\1112\prd4g.rsl

# Ferris State University

## Student Credit Hours (SCH), Full Time Equated Faculty (FTEF) and SCH/FTEF Aggregated by Department

### Fall and Spring Terms Combined

#### Physical Sciences (College of Arts & Sciences)



| <u>Year</u> | <u>SCH</u> | <u>FTEF</u> | <u>SCH/FTEF</u> |
|-------------|------------|-------------|-----------------|
| 2007-08     | 15,318.00  | 21.43       | 714.65          |
| 2008-09     | 16,052.00  | 22.73       | 706.18          |
| 2009-10     | 15,221.00  | 20.65       | 736.94          |
| 2010-11     | 15,267.00  | 21.40       | 713.25          |
| 2011-12     | 15,823.00  | 21.25       | 744.61          |

Caution: When viewing graphs, please note the differences in scales

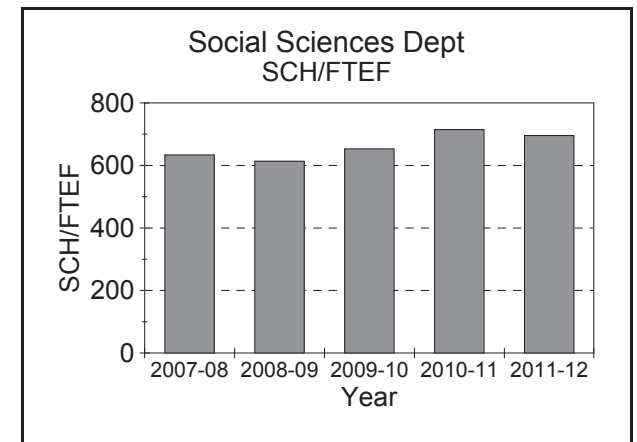
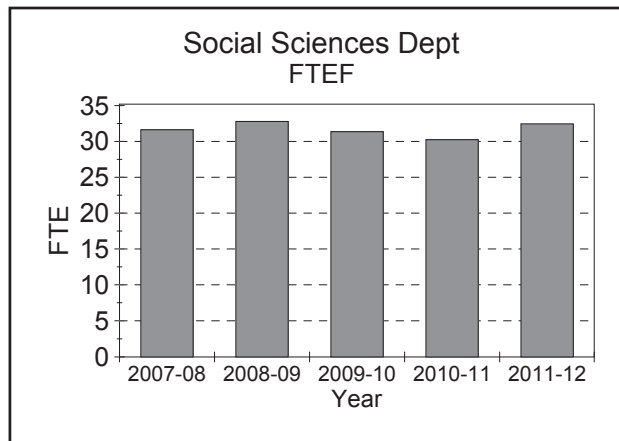
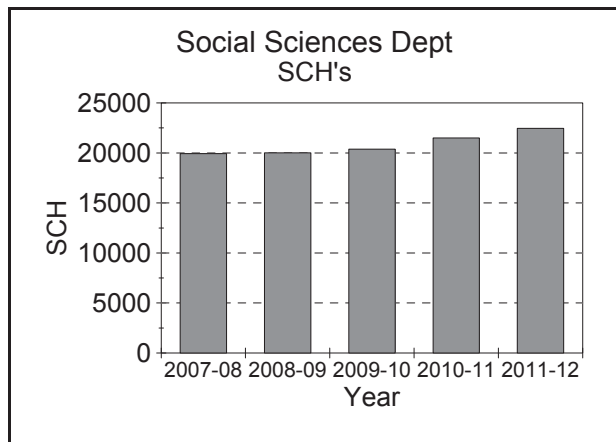
Source: Office of Institutional Research, g:\...lfacload\1112\prdas5g.rsl

# Ferris State University

## Student Credit Hours (SCH), Full Time Equated Faculty (FTEF) and SCH/FTEF Aggregated by Department

### Fall and Spring Terms Combined

#### Social Sciences Dept (College of Arts & Sciences)



| <u>Year</u> | <u>SCH</u> | <u>FTEF</u> | <u>SCH/FTEF</u> |
|-------------|------------|-------------|-----------------|
| 2007-08     | 19,930.00  | 31.46       | 633.46          |
| 2008-09     | 20,008.00  | 32.61       | 613.58          |
| 2009-10     | 20,370.00  | 31.19       | 653.08          |
| 2010-11     | 21,499.00  | 30.08       | 714.73          |
| 2011-12     | 22,451.00  | 32.28       | 695.42          |

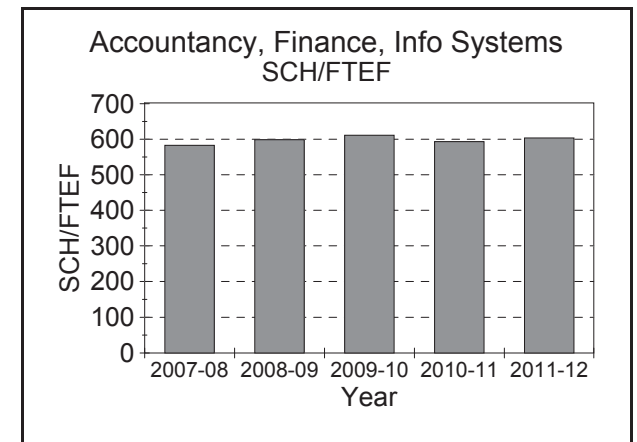
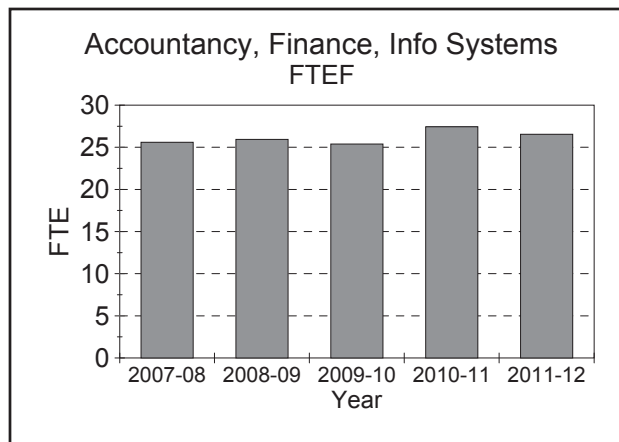
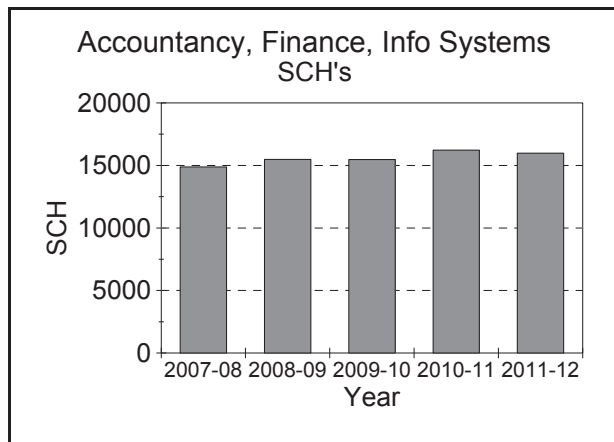
Caution: When viewing graphs, please note the differences in scales  
Source: Office of Institutional Research, g:\...\facload\1112\prd6g.rsl

# Ferris State University

## Student Credit Hours (SCH), Full Time Equated Faculty (FTEF) and SCH/FTEF Aggregated by Department

### Fall and Spring Terms Combined

#### Accountancy, Finance, Info Systems (College of Business)



| <u>Year</u> | <u>SCH</u> | <u>FTEF</u> | <u>SCH/FTEF</u> |
|-------------|------------|-------------|-----------------|
| 2007-08     | 14,886.00  | 25.60       | 581.43          |
| 2008-09     | 15,486.00  | 25.94       | 596.94          |
| 2009-10     | 15,470.00  | 25.38       | 609.63          |
| 2010-11     | 16,231.00  | 27.44       | 591.46          |
| 2011-12     | 15,983.00  | 26.55       | 602.03          |

Caution: When viewing graphs, please note the differences in scales  
Source: Office of Institutional Research, g:\...lfacload\1112\prpbs1g.rsl

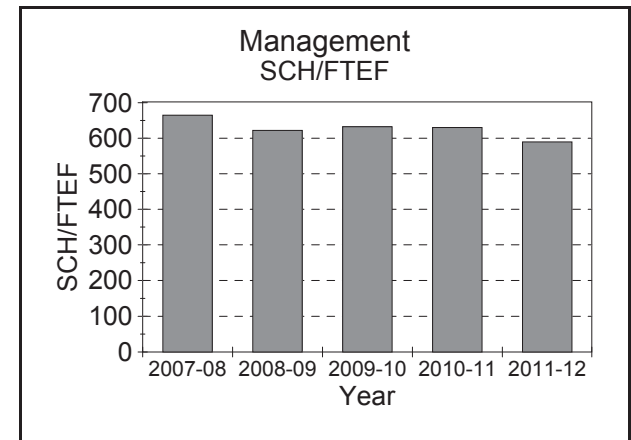
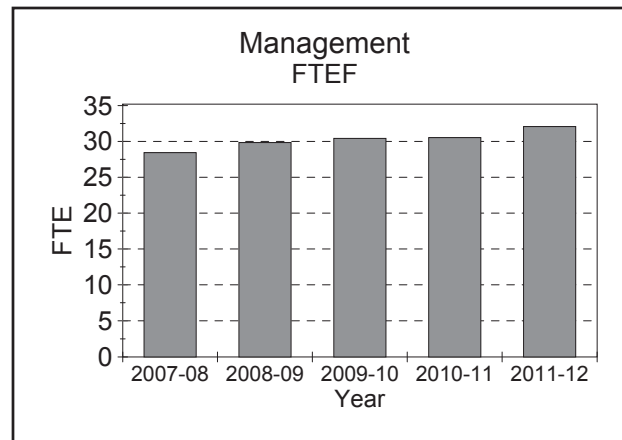
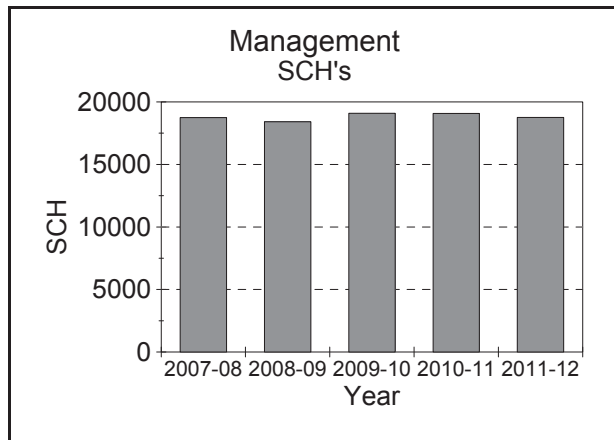


# Ferris State University

## Student Credit Hours (SCH), Full Time Equated Faculty (FTEF) and SCH/FTEF Aggregated by Department

### Fall and Spring Terms Combined

#### Management (College of Business)



| <u>Year</u> | <u>SCH</u> | <u>FTEF</u> | <u>SCH/FTEF</u> |
|-------------|------------|-------------|-----------------|
| 2007-08     | 18,746.00  | 28.28       | 662.81          |
| 2008-09     | 18,411.00  | 29.68       | 620.40          |
| 2009-10     | 19,094.00  | 30.27       | 630.79          |
| 2010-11     | 19,084.00  | 30.37       | 628.35          |
| 2011-12     | 18,756.00  | 31.90       | 588.01          |

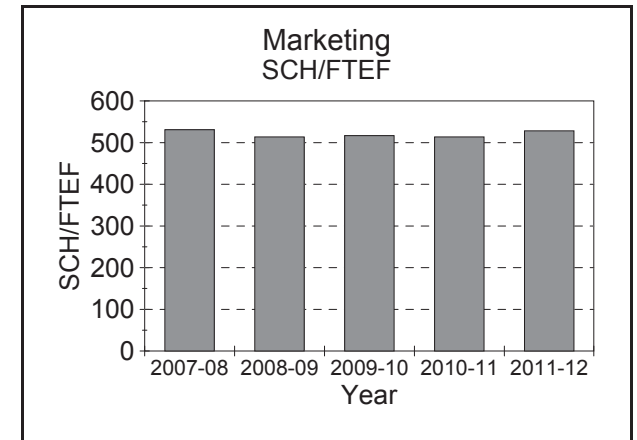
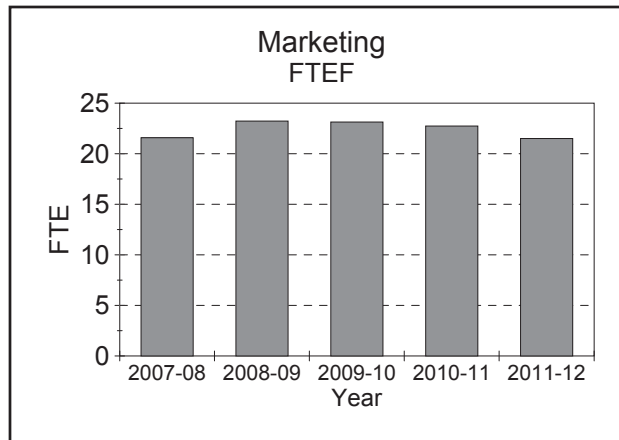
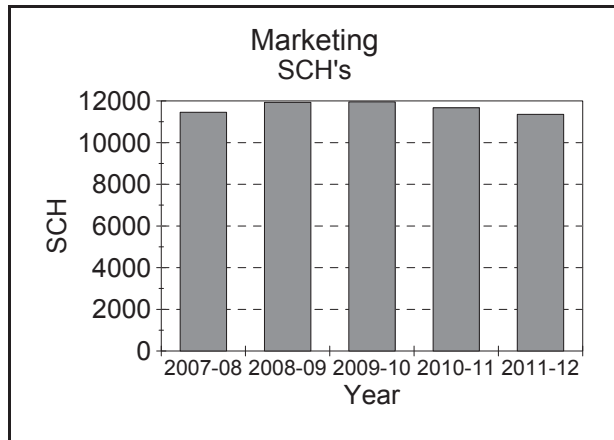
Caution: When viewing graphs, please note the differences in scales  
Source: Office of Institutional Research, g:\...lfacload\1112\prpbs5g.rsl

# Ferris State University

## Student Credit Hours (SCH), Full Time Equated Faculty (FTEF) and SCH/FTEF Aggregated by Department

### Fall and Spring Terms Combined

#### Marketing (College of Business)



| <u>Year</u> | <u>SCH</u> | <u>FTEF</u> | <u>SCH/FTEF</u> |
|-------------|------------|-------------|-----------------|
| 2007-08     | 11,458.00  | 21.59       | 530.72          |
| 2008-09     | 11,931.00  | 23.22       | 513.71          |
| 2009-10     | 11,955.00  | 23.13       | 516.86          |
| 2010-11     | 11,668.00  | 22.73       | 513.44          |
| 2011-12     | 11,353.00  | 21.50       | 528.07          |

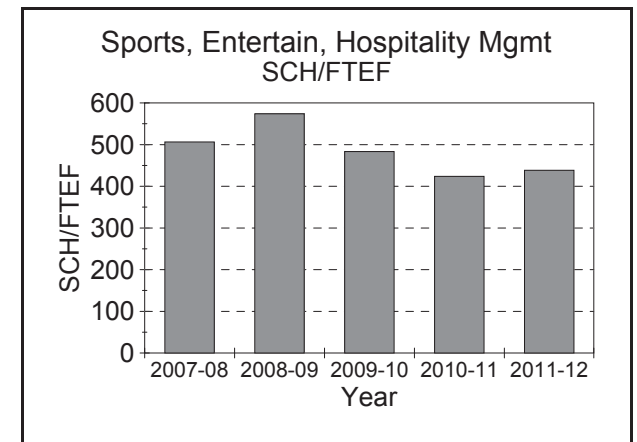
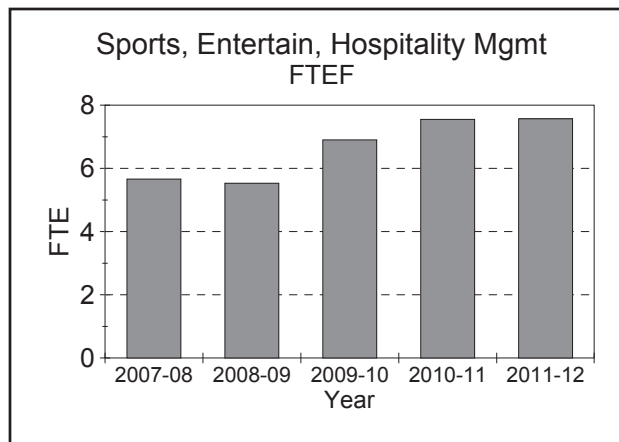
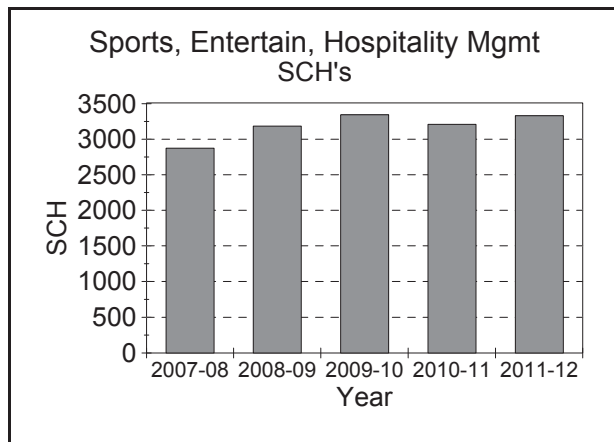
Caution: When viewing graphs, please note the differences in scales  
Source: Office of Institutional Research, g:\...\facload\1112\prpbs4g.rsl

# Ferris State University

## Student Credit Hours (SCH), Full Time Equated Faculty (FTEF) and SCH/FTEF Aggregated by Department

### Fall and Spring Terms Combined

#### Sports, Entertainment, Hospitality Management (College of Business)



| <u>Year</u> | <u>SCH</u> | <u>FTEF</u> | <u>SCH/FTEF</u> |
|-------------|------------|-------------|-----------------|
| 2007-08     | 2,866.00   | 5.66        | 506.36          |
| 2008-09     | 3,175.00   | 5.53        | 574.04          |
| 2009-10     | 3,334.00   | 6.90        | 483.11          |
| 2010-11     | 3,200.00   | 7.55        | 423.84          |
| 2011-12     | 3,321.00   | 7.57        | 438.52          |

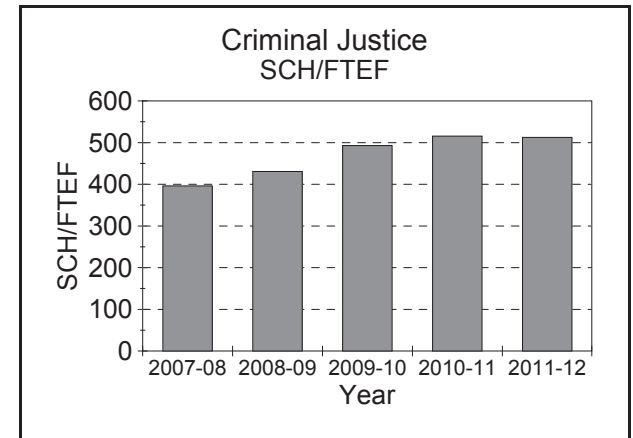
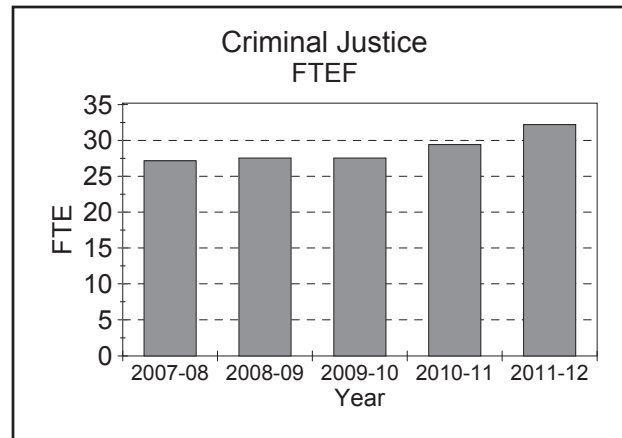
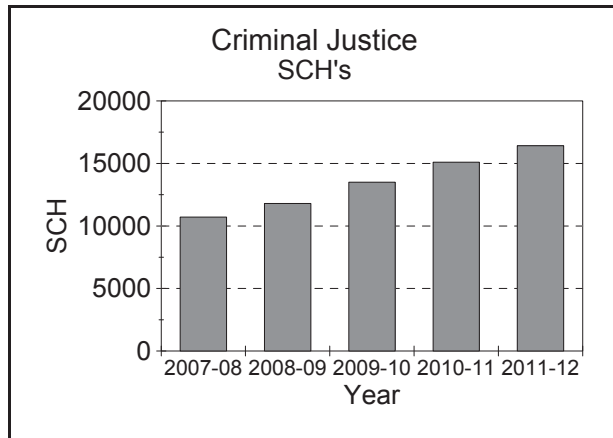
Caution: When viewing graphs, please note the differences in scales  
Source: Office of Institutional Research, g:\...lfacload\1112\prdfs6g.rsl

# Ferris State University

## Student Credit Hours (SCH), Full Time Equated Faculty (FTEF) and SCH/FTEF Aggregated by Department

### Fall and Spring Terms Combined

#### Criminal Justice (College of Education & Human Services)



| <u>Year</u> | <u>SCH</u> | <u>FTEF</u> | <u>SCH/FTEF</u> |
|-------------|------------|-------------|-----------------|
| 2007-08     | 10,705.00  | 27.02       | 396.20          |
| 2008-09     | 11,802.00  | 27.41       | 430.63          |
| 2009-10     | 13,502.00  | 27.40       | 492.77          |
| 2010-11     | 15,093.00  | 29.27       | 515.59          |
| 2011-12     | 16,419.00  | 32.03       | 512.61          |

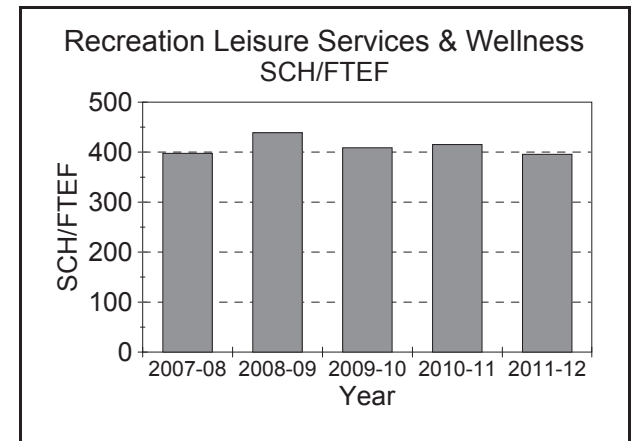
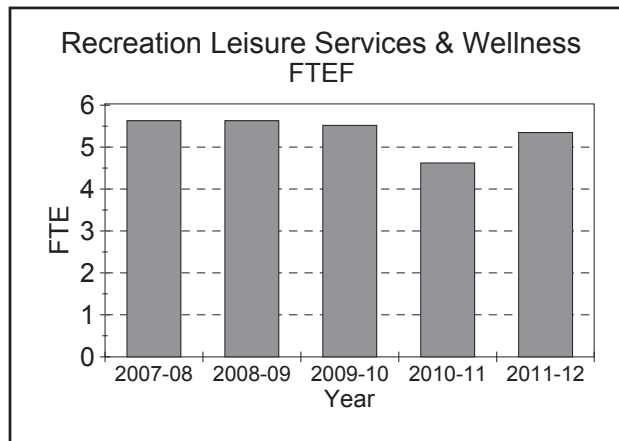
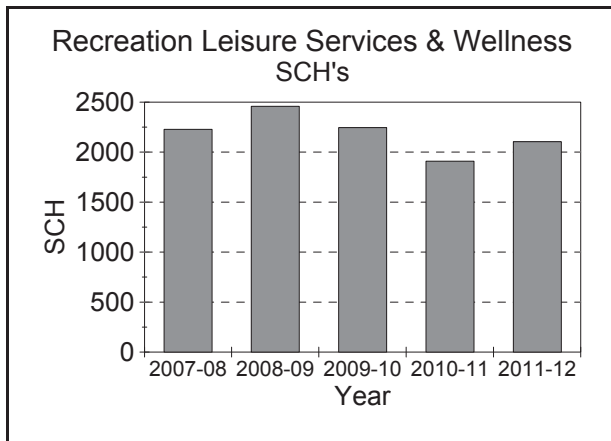
Caution: When viewing graphs, please note the differences in scales  
Source: Office of Institutional Research, g:\...fload\1112\prded1g.rsl

# Ferris State University

## Student Credit Hours (SCH), Full Time Equated Faculty (FTEF) and SCH/FTEF Aggregated by Department

### Fall and Spring Terms Combined

### Recreation Leisure Services & Wellness (College of Education & Human Services)



| <u>Year</u> | <u>SCH</u> | <u>FTEF</u> | <u>SCH/FTEF</u> |
|-------------|------------|-------------|-----------------|
| 2007-08     | 2,228.00   | 5.60        | 397.72          |
| 2008-09     | 2,459.00   | 5.60        | 438.96          |
| 2009-10     | 2,245.00   | 5.49        | 408.80          |
| 2010-11     | 1,910.00   | 4.60        | 415.13          |
| 2011-12     | 2,104.00   | 5.32        | 395.50          |

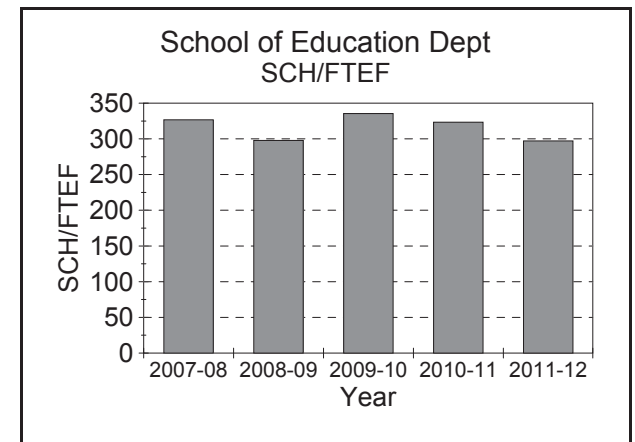
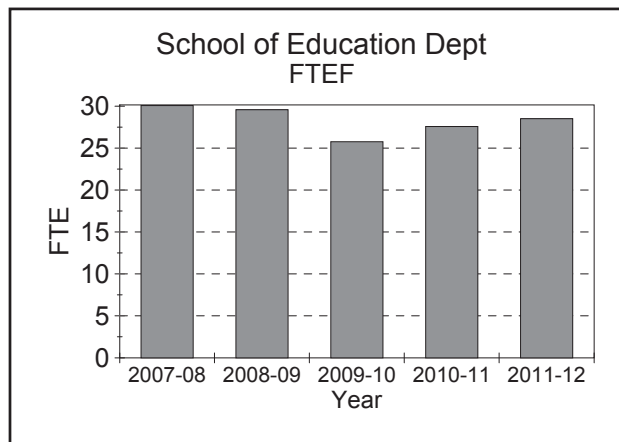
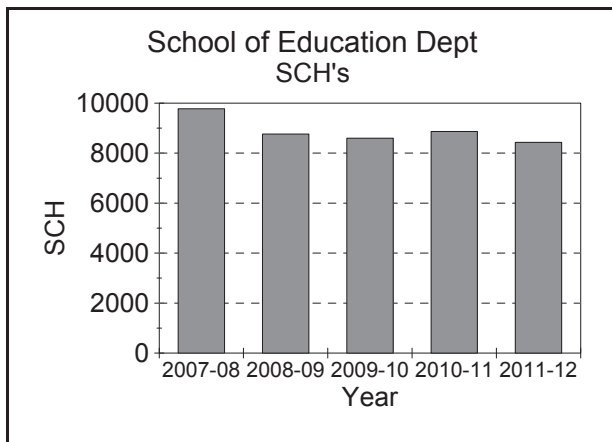
Caution: When viewing graphs, please note the differences in scales  
Source: Office of Institutional Research, g:\...facload\1112\prded2g.rsl

# Ferris State University

## Student Credit Hours (SCH), Full Time Equated Faculty (FTEF) and SCH/FTEF Aggregated by Department

### Fall and Spring Terms Combined

#### School of Education Dept (College of Education & Human Services)



| <u>Year</u> | <u>SCH</u> | <u>FTEF</u> | <u>SCH/FTEF</u> |
|-------------|------------|-------------|-----------------|
| 2007-08     | 9,777.00   | 29.92       | 326.76          |
| 2008-09     | 8,766.00   | 29.43       | 297.84          |
| 2009-10     | 8,598.00   | 25.63       | 335.44          |
| 2010-11     | 8,870.00   | 27.44       | 323.25          |
| 2011-12     | 8,431.00   | 28.37       | 297.13          |

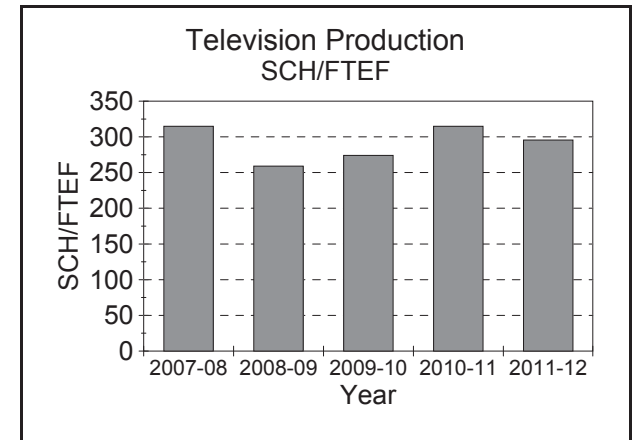
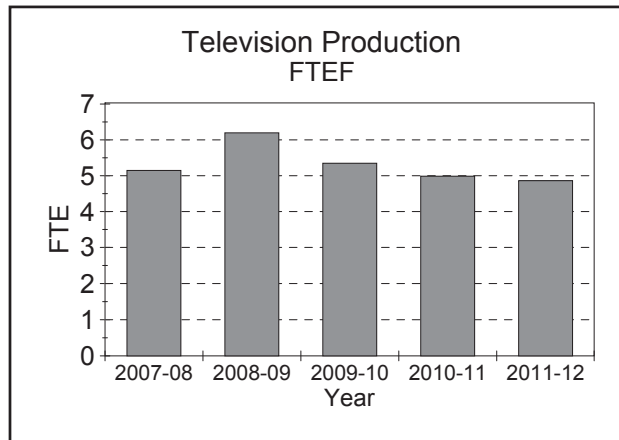
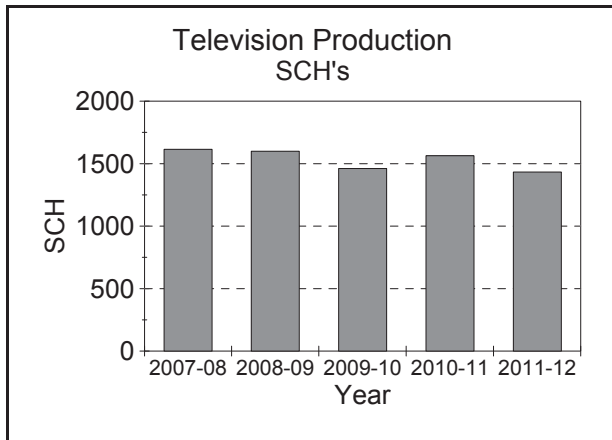
Caution: When viewing graphs, please note the differences in scales  
Source: Office of Institutional Research, g:\...fload\1112\prded3g.rsl

# Ferris State University

## Student Credit Hours (SCH), Full Time Equated Faculty (FTEF) and SCH/FTEF Aggregated by Department

### Fall and Spring Terms Combined

### Television Production (College of Education & Human Services)



| <u>Year</u> | <u>SCH</u> | <u>FTEF</u> | <u>SCH/FTEF</u> |
|-------------|------------|-------------|-----------------|
| 2007-08     | 1,614.00   | 5.13        | 314.93          |
| 2008-09     | 1,599.00   | 6.17        | 258.95          |
| 2009-10     | 1,461.00   | 5.33        | 274.02          |
| 2010-11     | 1,564.00   | 4.97        | 314.90          |
| 2011-12     | 1,433.00   | 4.85        | 295.63          |

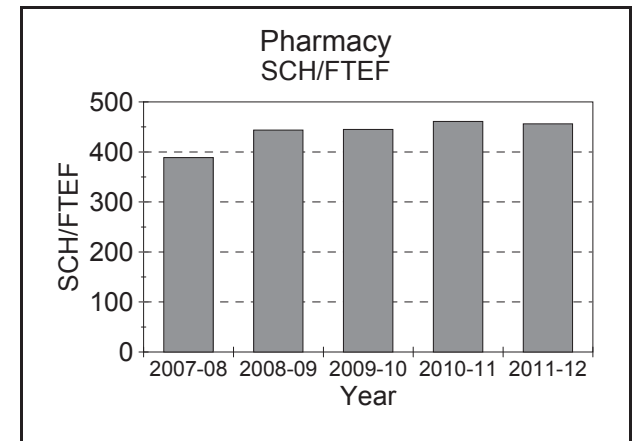
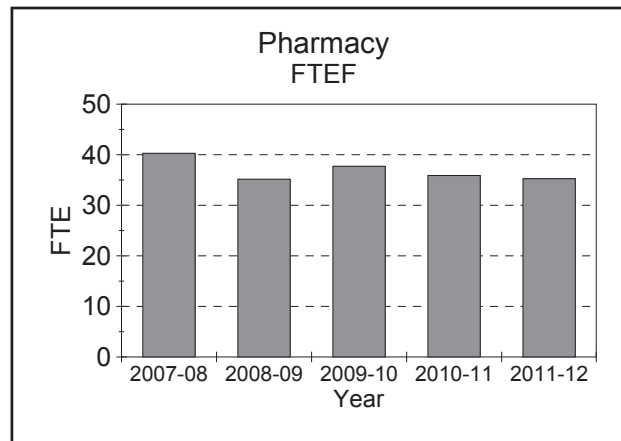
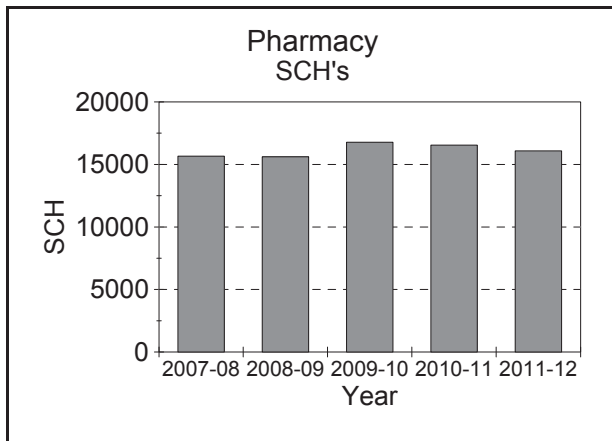
Caution: When viewing graphs, please note the differences in scales  
Source: Office of Institutional Research, g:\...\facload\1112\prded4g.rsl

# Ferris State University

## Student Credit Hours (SCH), Full Time Equated Faculty (FTEF) and SCH/FTEF Aggregated by Department

### Fall and Spring Terms Combined

#### Pharmacy (College of Pharmacy)



| <u>Year</u> | <u>SCH</u> | <u>FTEF</u> | <u>SCH/FTEF</u> |
|-------------|------------|-------------|-----------------|
| 2007-08     | 15,656.00  | 40.29       | 388.63          |
| 2008-09     | 15,611.50  | 35.17       | 443.83          |
| 2009-10     | 16,774.00  | 37.71       | 444.82          |
| 2010-11     | 16,545.50  | 35.89       | 460.98          |
| 2011-12     | 16,084.50  | 35.26       | 456.20          |

Caution: When viewing graphs, please note the differences in scales  
Source: Office of Institutional Research, g:\...\facload\1112\prph1g.rsl

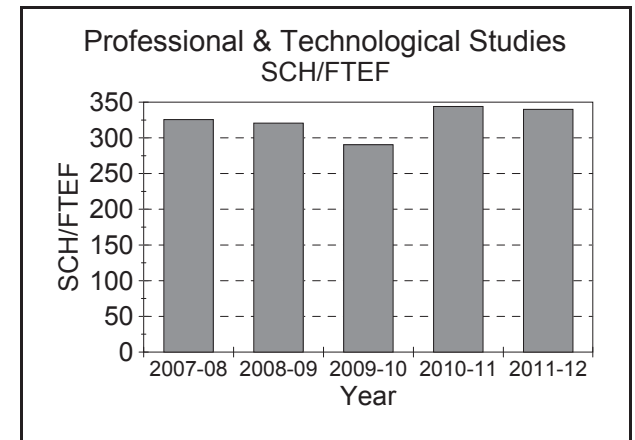
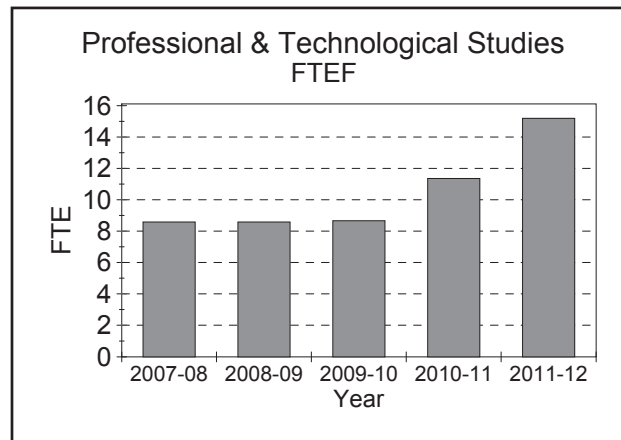
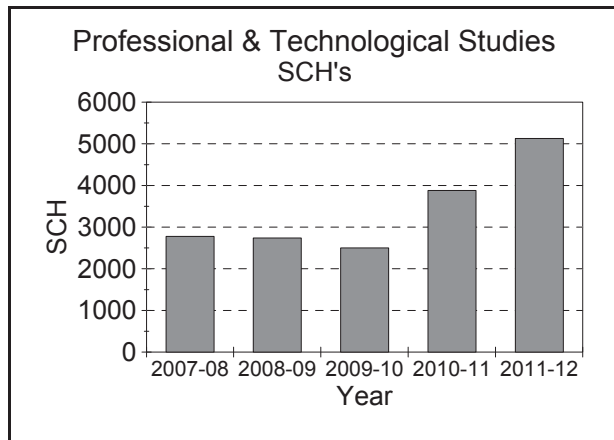


# Ferris State University

## Student Credit Hours (SCH), Full Time Equated Faculty (FTEF) and SCH/FTEF Aggregated by Department

### Fall and Spring Terms Combined

### Professional & Technological Studies (College of Professional & Technological Studies)



| <u>Year</u> | <u>SCH</u> | <u>FTEF</u> | <u>SCH/FTEF</u> |
|-------------|------------|-------------|-----------------|
| 2007-08     | 2,777.00   | 8.53        | 325.66          |
| 2008-09     | 2,737.00   | 8.53        | 320.74          |
| 2009-10     | 2,501.00   | 8.61        | 290.39          |
| 2010-11     | 3,879.00   | 11.28       | 343.95          |
| 2011-12     | 5,129.00   | 15.09       | 339.99          |

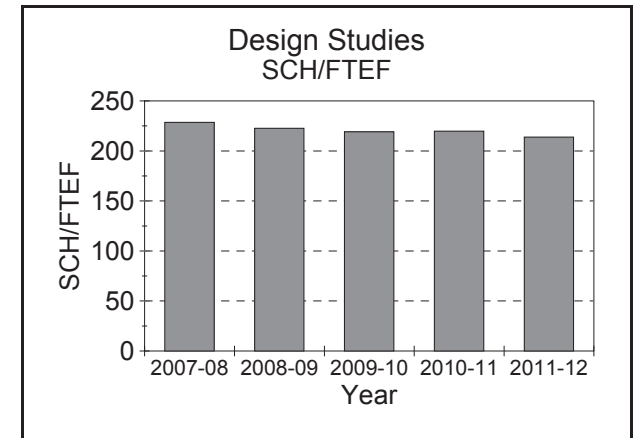
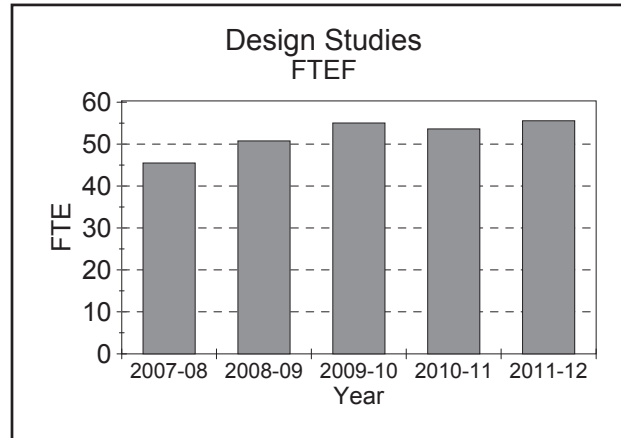
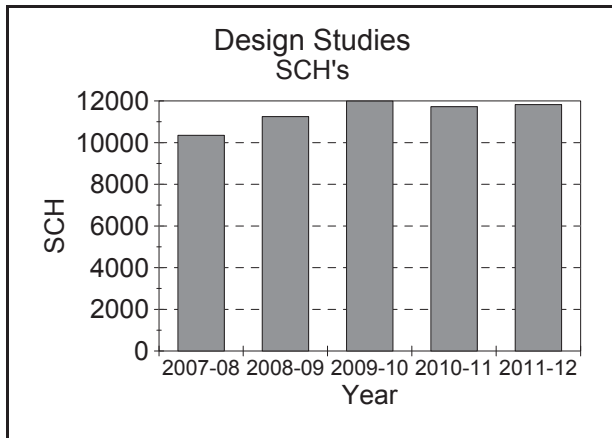
Caution: When viewing graphs, please note the differences in scales  
Source: Office of Institutional Research, g:\...fload\1112\prdps1g.rsl

# Ferris State University

## Student Credit Hours (SCH), Full Time Equated Faculty (FTEF) and SCH/FTEF Aggregated by Department

### Fall and Spring Terms Combined

#### Design Studies (Kendall College of Art & Design)



| <u>Year</u> | <u>SCH</u> | <u>FTEF</u> | <u>SCH/FTEF</u> |
|-------------|------------|-------------|-----------------|
| 2007-08     | 10,346.00  | 45.26       | 228.61          |
| 2008-09     | 11,249.00  | 50.52       | 222.66          |
| 2009-10     | 11,993.00  | 54.75       | 219.06          |
| 2010-11     | 11,727.00  | 53.35       | 219.82          |
| 2011-12     | 11,826.00  | 55.30       | 213.87          |

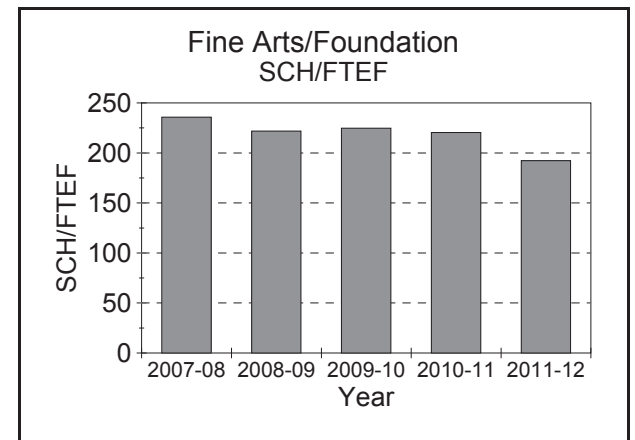
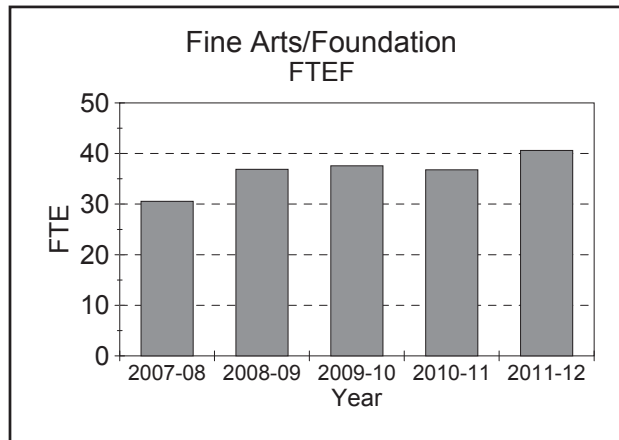
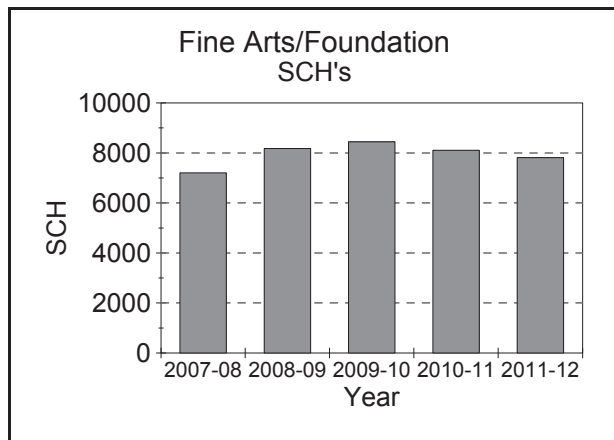
Caution: When viewing graphs, please note the differences in scales  
Source: Office of Institutional Research, g:\...\fload\1112\prdkc1g.rsl

# Ferris State University

## Student Credit Hours (SCH), Full Time Equated Faculty (FTEF) and SCH/FTEF Aggregated by Department

### Fall and Spring Terms Combined

#### Fine Arts/Foundation (Kendall College of Art & Design)



| <u>Year</u> | <u>SCH</u> | <u>FTEF</u> | <u>SCH/FTEF</u> |
|-------------|------------|-------------|-----------------|
| 2007-08     | 7,203.00   | 30.56       | 235.70          |
| 2008-09     | 8,178.00   | 36.87       | 221.78          |
| 2009-10     | 8,444.00   | 37.58       | 224.67          |
| 2010-11     | 8,108.00   | 36.79       | 220.36          |
| 2011-12     | 7,811.00   | 40.62       | 192.28          |

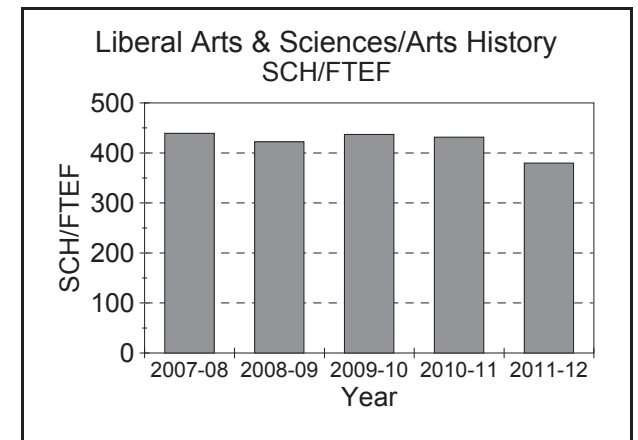
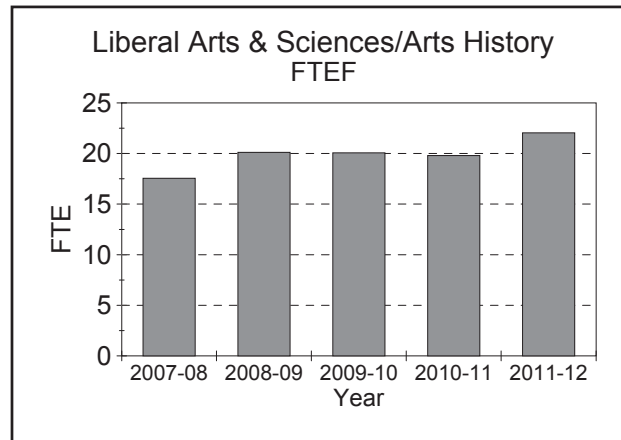
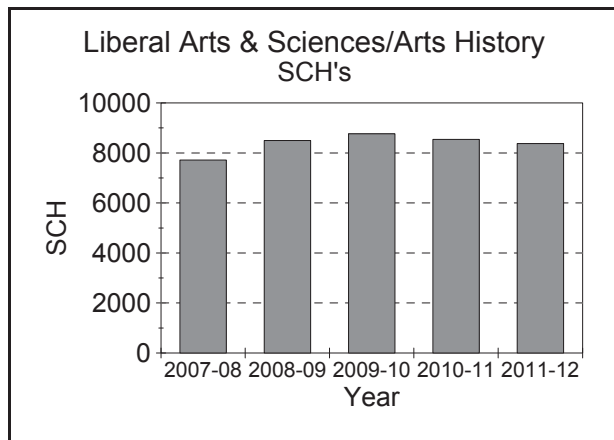
Caution: When viewing graphs, please note the differences in scales  
Source: Office of Institutional Research, g:\...\facload\1112\prdkc2g.rsl

# Ferris State University

## Student Credit Hours (SCH), Full Time Equated Faculty (FTEF) and SCH/FTEF Aggregated by Department

### Fall and Spring Terms Combined

#### Liberal Arts & Sciences/Arts History (Kendall College of Art & Design)



| <u>Year</u> | <u>SCH</u> | <u>FTEF</u> | <u>SCH/FTEF</u> |
|-------------|------------|-------------|-----------------|
| 2007-08     | 7,717.00   | 17.56       | 439.35          |
| 2008-09     | 8,498.00   | 20.12       | 422.35          |
| 2009-10     | 8,767.00   | 20.06       | 437.00          |
| 2010-11     | 8,544.00   | 19.80       | 431.50          |
| 2011-12     | 8,376.00   | 22.05       | 379.79          |

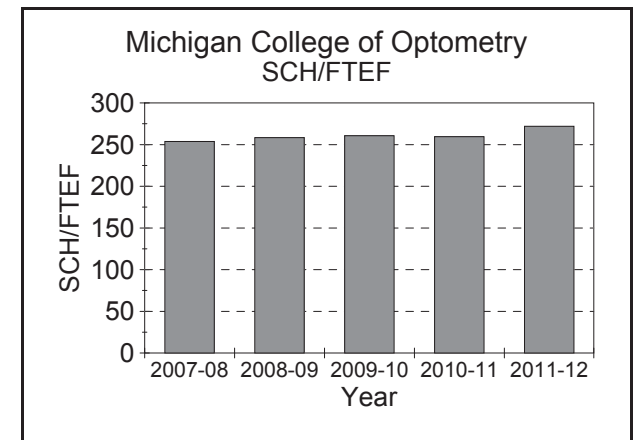
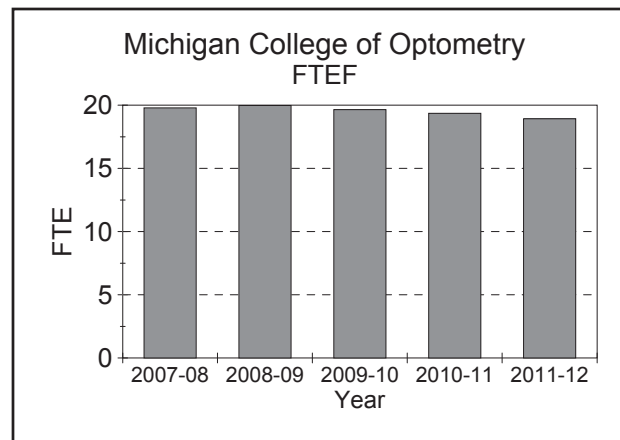
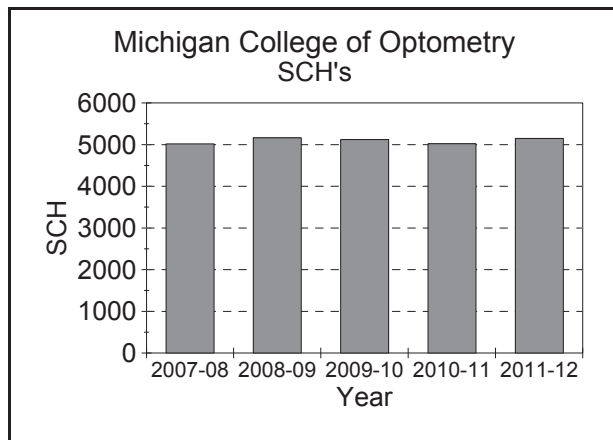
Caution: When viewing graphs, please note the differences in scales  
Source: Office of Institutional Research, g:\...lfacload\1112\prdkc3g.rsl

# Ferris State University

## Student Credit Hours (SCH), Full Time Equated Faculty (FTEF) and SCH/FTEF Aggregated by Department

### Fall and Spring Terms Combined

### Michigan College of Optometry (Michigan College of Optometry)



| <u>Year</u> | <u>SCH</u> | <u>FTEF</u> | <u>SCH/FTEF</u> |
|-------------|------------|-------------|-----------------|
| 2007-08     | 5,018.00   | 19.78       | 253.71          |
| 2008-09     | 5,162.00   | 19.98       | 258.33          |
| 2009-10     | 5,122.00   | 19.65       | 260.71          |
| 2010-11     | 5,023.00   | 19.35       | 259.55          |
| 2011-12     | 5,148.00   | 18.93       | 271.97          |

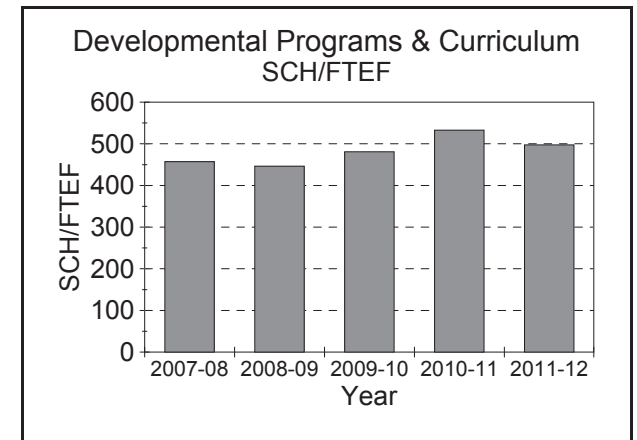
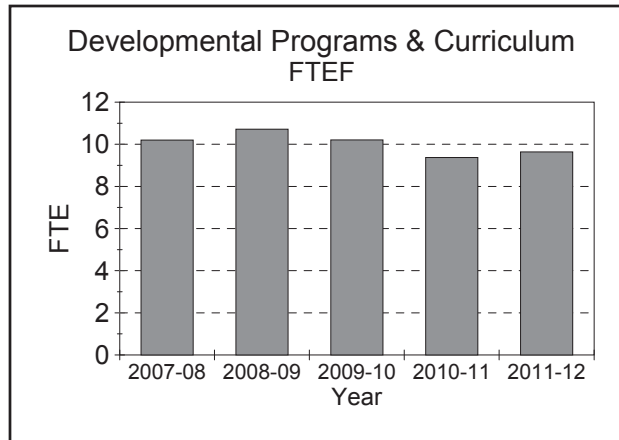
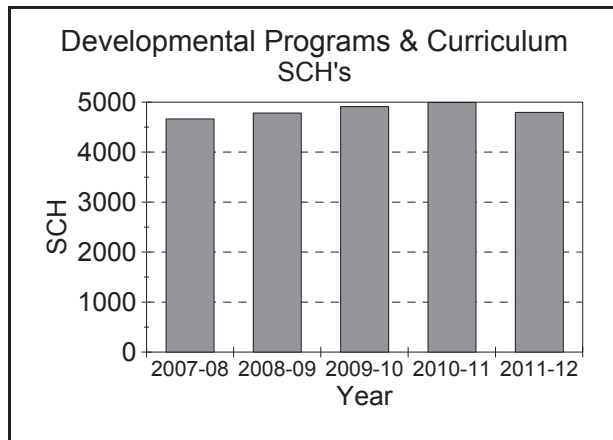
Caution: When viewing graphs, please note the differences in scales  
Source: Office of Institutional Research, g:\...fload\1112\prdrop1g.rsl

# Ferris State University

## Student Credit Hours (SCH), Full Time Equated Faculty (FTEF) and SCH/FTEF Aggregated by Department

### Fall and Spring Terms Combined

### Developmental Programs & Curriculum (University College)



| <u>Year</u> | <u>SCH</u> | <u>FTEF</u> | <u>SCH/FTEF</u> |
|-------------|------------|-------------|-----------------|
| 2007-08     | 4,664.00   | 10.20       | 457.29          |
| 2008-09     | 4,782.00   | 10.72       | 446.24          |
| 2009-10     | 4,910.00   | 10.21       | 481.06          |
| 2010-11     | 4,992.00   | 9.37        | 532.82          |
| 2011-12     | 4,795.00   | 9.64        | 497.52          |

Caution: When viewing graphs, please note the differences in scales  
Source: Office of Institutional Research, g:\...fload\1112\prduc1g.rsl