

FERRIS STATE UNIVERSITY



PRODUCTIVITY REPORT

FALL 2001-WINTER 2006



Institutional Research & Testing
FERRIS STATE UNIVERSITY

INDEX

Page

| | |
|--|---|
| i - iii..... | Preface |
| iv - v..... | Course Prefix Coding Scheme |
| | |
| <u>Detail of SCH/FTEF (White Pages)</u> | |
| 1..... | Ferris State University |
| 2..... | College of Allied Health Sciences |
| 5,16..... | Clinical Lab, Resp Care and Health Admin (CAHS, CCHS, CLLS, EHSM, HCSA, MRIS, RESP) |
| 5,16..... | College of Allied Health Sciences - Dept. (CAHS) |
| 5,16,17..... | Dental Hygiene and Medical Imaging (DHYG, NUCM, RADI, SONO) |
| 5,17..... | Health Management |
| 5, 17,18..... | Health Management Department (CCHS, CLLS, EHSM, HCSA, MRIS, RESP) |
| 5,18,19..... | Health Related Programs |
| 5,19..... | Imaging Sciences (NUCM, RADI, SONO) |
| 6,20..... | Nursing & Dental Hygiene (DHYG, NURS) |
| 6,20..... | School of Nursing (NURS) |
| | |
| 2..... | College of Arts and Sciences |
| 6,21..... | Biological Sciences (BIOL, HORT) |
| 6,21..... | College of Arts and Sciences |
| 6,21,22,23..... | Humanities (AFAM, AMST, ARTH, ARTS, COMM, COMM, HIST, HUMN, MUSI, THTR, WGST) |
| 7,23,24,25..... | Language & Literature (ENGL, FREN, GERM, JRNL, LANG, LITR, SPAN) |
| 7,25,26..... | Mathematics (CPSC, MATH) |
| 7,26,27..... | Physical Sciences (ASTR, CHEM, GEOL, INCT, PHSC, PHYS) |
| 7,27,28,29..... | Social Sciences (ANTH, GEOG, PLSC, PSYC, SCWK, SOCY, SSCJ) |

INDEX

| <u>Page</u> | <u>Detail of SCH/FTEF cont.</u> |
|---------------|--|
| 2 | College of Business |
| 8,30 |Accountancy, Finance, Econ, & Statistics (ACCT, ECON, FINC, STQM) |
| 8,30,31 |Accountancy/Econ/Applied Stats |
| 8,31 |College of Business Graduate Programs (HSCJ, MISM, MMBA, MTED) |
| 8,31,32 |Computer Information Systems Dept (ISYS) |
| 8,9,32,33,34 |Management (BLAW, BUSN, ECON, HOMT, INTB, LLAW, MGMT, REAL, RFIM) |
| 9,34,35,36,37 |Marketing (ADVG, ECOM, MIMG, MKTG, PGMG, PREL, PTMG, RETG, STQM, VSD) |
| 2 | College of Education & Human Services |
| 9,38 |Criminal Justice (CRIM, MSCJ) |
| 9,38,39 |Leisure Studies and Wellness |
| 9,39 |Recreation Leisure Services & Wellness (RMLS) |
| 9,10,39,40 |School of Education (ECTE, EDCE, EDLA, EDPE, EDPH, EDUC, ERLA, ESPN) |
| 10,40,41 |Television Production (TVPR) |
| 3 | College of Optometry |
| 10,42 |Optometry (OPTM) |
| 3 | College of Pharmacy |
| 10,11,43,44 |Pharmacy (PHAD, PHAR, PHCG, PHCH, PHCL, PHPR) |
| 3 | College of Professional and Technological Studies |
| 11,45 |Professional and Technological Studies (APPS, DAGD) |

INDEX

Page Detail of SCH/FTEF cont.

| | |
|------------------|--|
| 3..... | College of Technology |
| 11,46..... | Architectural Tech & Facilities Mgmt (ARCH, FMAN) |
| 11,46,47 | Automotive (ABOD, AHEM, AUTO) |
| 11,12,47,48..... | Construction Technology & Management (BCTM, CETM, CONM) |
| 12,48..... | Electronics/CNS (ECNS, EEET) |
| 12,48..... | HVACR (HVAC) |
| 12,48,49 | Heavy Equipment (HEQT, HSET) |
| 12,13,49,50..... | Manufacturing Eng Tech (MATL, MFGE, MFGT) |
| 13,50,51 | Mechanical Design (CDD, ETEC, MECH, PDET) |
| 13,51..... | Plastics and Rubber (PLTS, RUBR) |
| 13,52..... | Printing & Imaging Technology Mgmt (NMPP, PHOT, PMGT, PTEC) |
| 13,14,53..... | Surveying (SURE) |
| 14,53 | Welding |
| 14,53..... | Welding Engineering Technology (WELD) |
| | |
| 3,4..... | Kendall College of Art & Design |
| 14,54,55 | Design Studies (KCDM, KCDS, KCFD, KCID, KCIL, KCIN, KCMJ, KCVC) |
| 14,15,55,56..... | Fine Arts/Foundation (KCED, KCFA, KCFN, KCPH, KCSF) |
| 15,56,57 | Liberal Arts & Sciences (KCAH, KCHP, KCHU, KCSC, KCSS) |
| | |
| 4..... | University College |
| 15,58,59,60..... | Developmental Programs & Curriculum (CARE, DIST, FSUH, FSUS, HNRS, IEPG, NASE, ORSA, READ, UNCP, UNIV) |

Ranked Listing of SCH/FTEF (Buff Pages)

| | |
|---|---------------------|
| 61..... | College |
| 62-65..... | Department |
| 66-77 | Course Prefix |
| | |
| <u>Graphs of SCH/FTEF (Gray Pages)</u> | |
| 78..... | Pie Chart - College |
| 79..... | Graphs - FSU |
| 80-89..... | Graphs - College |
| 90-130..... | Graphs - Department |

PREFACE

The Productivity Report is produced each summer by the Ferris State University Office of Institutional Research and Testing. All information provided in this publication is drawn from existing university data systems. Any person having questions, suggestions, or requests for more detailed information should contact the Office of Institutional Research and Testing at extension 3800.

Readers should note that in the tables of this report, the whole may not equal the sum of the parts because of rounding. Data has been summed and then rounded.

This report details productivity trends at FSU over the past five years. The report shows data for Fall 2001 through Winter 2006. Data is shown in detail by university (page 1), by college (pages 2 through 4), by department (pages 5 through 15), and by course prefix (pages 16 through 60). Summary information for the current year shows SCH/FTEF in ranked order by college (page 61), by department (pages 62 through 65) and by course prefix (pages 66 through 77). Graphs showing SCH and FTEF data are on pages 78 through 130.

EXPLANATION OF TERMS:

Student Credit Hours (SCH) - SCH is the product of the credit value of a course and the number of students enrolled in the course on the official seventh day of classes for that semester. For example, a 4 credit course section containing 50 students on the seventh day of classes would generate 200 student credit hours.

Full-Time Equated Faculty (FTEF) - A faculty member working full-time for fall and winter semester (fall semester 1 FTEF + winter semester 1 FTEF = Average F + W 1 FTEF). Overloads and part-time faculty produce a fraction of an FTEF. **No sabbatical or 100% release-time FTEF are included in this report.** When student credit hours are produced by administrators and/or ROTC personnel, zeros are shown in the corresponding full time equated faculty columns and are not included in the ranked listings.

SCH/FTEF - A measure of productivity. This gives the average number of student credit hours generated per full-time equated faculty member. When SCH is divided by zero FTEF (zero results from administrators and/or ROTC personnel teaching courses) the SCH/FTEF columns contain blanks. When a zero FTEF occurs in Fall or Winter, the overall SCH/FTE must be recalculated.

NOTE: If there are not SCH's and/or FTE's in both the Fall and the Winter Term Columns, please disregard the Annualized Productivity Figures (listed in the last column on the page). You will need to look at the particular Fall or Winter Term to see the Correct Productivity Measure. Please contact the Office of Institutional Research and Testing if you have any questions.

As shown on page 1, during the Fall and Winter semester of the 2005-06 school year, Ferris State University employed 658.33 full-time equated **teaching** faculty. A total of 300,005.00 student credit hours were produced, for an average of 455.71 student credit hours produced per FTEF. The same comparisons have been made for specific terms, by college, department and course prefix.

(The SCH and FTEF FSU totals shown in this report are the same totals submitted to the State of Michigan through the HEIDI system.)

PREFACE cont.

Special Notes for 2001-2002:

There were 5 new course prefixes added during the 2001-2002 year: (1) SONO – Diagnostic Medical Sonography, College of Allied Health Sciences – Health Related Programs, (2) VISD – Visual Design and WEB Media, College of Business – Marketing, (3) ECTE, College of Education & Human Services – School of Education, (4) COSK – Collegiate Skills, University College – Developmental Programs & Curriculum, and (5) NASE – National Student Exchange, University College – Developmental Programs & Curriculum.

There was one course prefix that changed departments effective Summer 2001: FSUS moved from University College, Educational and Career Counseling to University College, Developmental Programs & Curriculum.

Special Notes for 2002-2003:

There were 7 new course prefixes added during the 2002-2003 year: (1) COAS – College of Arts & Sciences, College of Arts & Sciences – College of Arts & Sciences, (2) CIST – Computer Information Systems Technology, College of Business – Computer Information Systems Dept., (3) EDLA - Education & Language Arts, College of Education & Human Services – School of Education, (4) ERLA – Education Reading Language Arts, College of Education & Human Services – School of Education, (5) KCED – Kendall Education, Kendall College of Art & Design – Fine Arts/Foundation, (6) KCMJ Kendall Metals/Jewelry Design, Kendall College of Art & Design – Design Studies, and (7) UNCP University College Program – University College – Developmental Programs and Curriculum .

Effective Winter 2003 for the College of Business – the departments were reorganized. Accountancy/Econ/Applied Stats changed to Accountancy, Finance, Econ & Stats with the FINC course prefix moving from the Management Department to this department. A new department CBGP – College of Business Graduate Programs was created with the MISM course prefix moving from the Computer Information Systems Department to this department. In addition, the HOMT and the RFIM course prefixes moved from the Marketing Department to the Management Department.

Special Notes for 2003-2004:

There were 9 new course prefixes added during the 2003-2004 year: (1) APPS – Applied Science, College of Professional & Technological Studies – Professional & Technological Studies, (2) DAGD – Digital Animation and Game Design, College of Professional & Technological Studies – Professional & Technological Studies, (3) EDPH - Philanthropy Education, College of Education & Human Services – School of Education, (4) ESPN – Education Special Needs, College of Education & Human Services – School of Education, (5) FSUH - Ferris State University Honors, University College – Developmental Programs and Curriculum, (6) HNRS – Honors, University College – Developmental Programs and Curriculum, (7) KCHP – Kendall College Historic Preservation, Kendall College of Art & Design – Liberal Arts & Sciences, (8) MMBA - Master of Business Administration, College of Business – College of Business Graduate Programs, and (9) MTED – Master of Technical Education, College of Business – College of Business Graduate Programs.

Effective Summer 2003 there was the addition of a new academic college -The College of Professional & Technological Studies (CPT). The College of Professional & Technological Studies has one department, Professional & Technological Studies (CPTS) with 2 new course prefixes APPS – Applied Science and DAGD - Digital Animation and Game Design.

PREFACE cont.

Special Notes for 2004-2005:

There were 3 new course prefixes added during the 2004-2005 year: (1) AFAM – African American Studies, College of Arts & Sciences – Humanities, (2) EDPE – Education Physical Education, College of Education and Human Services – School of Education and (3) WGST – Women and Gender Studies, College of Arts & Sciences – Humanities.

Effective Fall 2004 for the College of Allied Health Sciences – the Health Related Programs Department closed and reorganized with the NUCM. RADI, and SONO course prefixes moving to the new department of Imaging Sciences and CLLS and RESP moving to the Health Management Department.

Special Notes for 2005-2006:

There were 4 new course prefixes added during the 2005-2006 year: (1) AMST – American Studies, College of Arts & Sciences – Humanities, (2) HSCJ – Digital Security Forensics, College of Business – College of Business Graduate Programs, (3) KCPH – Kendall Photography, Kendall College of Art & Design – Fine Arts/Foundation , and (4) KCSF – Kendall Sculpture/Functional Art, Kendall College of Art & Design – Fine Arts/Foundation.

Effective Winter 2006 for the College of Allied Health Sciences - the departments reorganized. All of the Departments closed and reorganized into 3 new departments as follows: (1) Clinical Lab, Respiratory Care and Health Administration with course prefixes CAHS which moved from College of Allied Health Sciences Dept, and CCHS, CLLS, EHSM, HCSA, MRIS, and RESP which all moved from the Health Management Department. (2) Dental Hygiene and Medical Imaging with course prefixes DHYG which moved from Nursing & Dental Hygiene and NUCM, RADI, and SONO which moved from Imaging Sciences. (3) School of Nursing with NURS which moved from Nursing and Dental Hygiene.

Also effective Winter 2006 for the College of Business - the Accountancy, Finance, Econ & Statistics Department closed and reorganized with ACCT and FINC course prefixes moving to the Computer Information Systems Department and ECON moving to the Management Department and STQM moving to the Marketing Department.

COURSE PREFIX CODING SCHEME

| PREFIX | COURSE DESCRIPTION | PREFIX | COURSE DESCRIPTION | PREFIX | COURSE DESCRIPTION |
|--------|---|--------|--|--------|--|
| ABOD | Automotive Body | DIST | Directed Studies | INCT | Industrial Chemistry Technology |
| ACCT | Accountancy | ECNS | Computer Network and Systems | INSR | Insurance |
| ADVG | Advertising | ECOM | E-Commerce | INTB | International Business |
| AFAM | African American Studies | ECON | Economics | ISYS | Computer Information Systems |
| AHEM | Automotive/Heavy Equipment Management | ECTE | Educational Career Technical Education | JRNL | Journalism |
| AMST | American Studies | EDCD | Child Development | KCAH | Kendall College Art History |
| ANTH | Anthropology | EDLA | Education Language Arts | KCDM | Kendall College Digital Media |
| APPS | Applied Science | EDPE | Education Physical Education | KCDS | Kendall College Design Studies |
| ARCH | Architectural Technology | EDUC | Education | KCED | Kendall Education |
| ARTH | Art History | EEET | Electrical & Electronics Engineering Tech | KGFA | Kendall College Fine Arts |
| ARTS | Art | EHSM | Environmental Health & Safety Management | KCFD | Kendall College Furniture Design |
| ASTR | Astronomy | ENGL | English | KCFN | Kendall College Foundation |
| AUTO | Automotive Service Technology | ERLA | Education Reading Language Arts | KCHP | Kendall College Historic Preservation |
| BCTM | Building Construction | ESPN | Education Special Needs | KCHU | Kendall College Humanities |
| BIOL | Biology | ETEC | Engineering Graphics | KCID | Kendall College Interior Design |
| BLAW | Business Law | FINC | Finance | KCIL | Kendall College Illustration |
| BUSN | Business | FMAN | Facilities Management | KCIN | Kendall College Industrial Design |
| CAHS | Allied Health Science | FREN | French | KCMJ | Kendall Metals/Jewelry Design |
| CARE | Career Exploration | FSUS | Ferris State University Seminar | KCPH | Kendall Photography |
| CCHS | Core Curriculum Health Sciences | GEOG | Geography | KCSC | Kendall College Science |
| CDTD | CAD Drafting & Tool Design | GEOI | Geology | KCSF | Kendall Sculpture/Functional Art |
| CETM | Civil Engineering Technology | GERM | German | KCSS | Kendall College Social Science |
| CHEM | Chemistry | HCSA | Health Care Systems Administration | KCVC | Kendall College Visual Communication |
| CISM | Computer Information Systems Management | HEQK | Komatsu Heavy Equipment | LANG | Language |
| CIST | Computer Information Systems Technology | HEQT | Heavy Equipment Technology | LITR | Literature |
| CLLS | Clinical Laboratory Science | HIST | History | LLAW | Law |
| COAS | College of Arts & Sciences | HLTH | Health Education | MATH | Mathematics |
| COMH | Communication Honors | HNRS | Honors | MATL | Metallurgy |
| COMM | Communication | HOMT | Hospitality Management | MECH | Mechanical Engineering Technology |
| CONM | Construction Management | HORT | Horticulture | MFGE | Manufacturing Engineering Technology |
| COSK | Collegiate Skills | HSCJ | Homeland Security - Digital Security & Forensics | MFGT | Manufacturing Tooling Technology |
| CPSC | Computer Science | HSET | Heavy Equipment Serv Engineering Tech | MGMT | Management |
| CRIM | Criminal Justice | HUMN | Humanities | MIMG | Music Industry Management |
| DAGD | Digital Animation and Game Design | HVAC | Heating, Ventilation, Air Cond & Refrig Tech | MISM | Master of Science Information Systems Mgmt |
| DHYG | Dental Hygiene | IEPG | Intensive English Program | MKTG | Marketing |

COURSE PREFIX CODING SCHEME cont.

| PREFIX | COURSE DESCRIPTION | PREFIX | COURSE DESCRIPTION |
|---------------|---------------------------------------|---------------|---|
| MMBA | Master of Business Administration | PREL | Public Relations |
| MRIS | Medical Record Information Systems | PSYC | Psychology |
| MSCI | Military Science | PTEC | Printing Technology |
| MTED | Master of Technical Education | PTMG | Professional Tennis Management |
| MUSI | Music | RADI | Radiography |
| NASE | National Student Exchange | READ | Reading |
| NMPP | New Media Printing & Publishing | REAL | Real Estate |
| NUCM | Nuclear Medicine | RESP | Respiratory Care |
| NURS | Nursing | RETG | Retailing |
| OPTI | Opticianry | RFIM | Restaurant & Food Industry Management |
| OPTM | Optometry | RMLS | Recreation Management & Leisure Studies |
| ORSA | Study Abroad | RUBR | Rubber Technology |
| PDET | Product Design Engineering Technology | SCWK | Social Work |
| PGMG | Professional Golf Management | SOCY | Sociology |
| PHAD | Pharmacy Administration | SONO | Diagnostic Medical Sonography |
| PHAR | Pharmaceutics | SPAN | Spanish |
| PHCG | Pharmacognosy | SSCI | Social Sciences |
| PHCH | Pharmaceutical Chemistry | STQM | Statistics and Quantitative Methods |
| PHCL | Pharmacology | SURE | Surveying Engineering |
| PHED | Physical Education | THTR | Theatre |
| PHOT | Photography | TVPR | Television Production |
| PHPR | Pharmacy Practice | UNCP | University College Program |
| PHSC | Physical Science | UNIV | University |
| PHYS | Physics | VISC | Visual Communication |
| PLSC | Political Science | VISD | Visual Design and WEB Media |
| PLTS | Plastics Engineering Technology | WELD | Welding Engineering Technology |
| PMGT | Printing Management | WGST | Women & Gender Studies |

FERRIS STATE UNIVERSITY

Student Credit Hours (SCH), Full Time Equated Faculty (FTEF) and SCH/FTEF Aggregated by University

| University | Year | <u>Student Credit Hours</u> | | | F + W (a) | <u>Full Time Equated Faculty</u> | | | Avg F + W (b) | <u>SCH/FTEF</u> | | | F + W (a / b) |
|-------------------------|---------|-----------------------------|------------|------------|--------------|----------------------------------|--------|--------|------------------|-----------------|--------|--------|------------------|
| | | Summer | Fall | Winter | | Summer | Fall | Winter | | Summer | Fall | Winter | |
| Ferris State University | 2001-02 | 26,150.00 | 135,372.00 | 125,149.00 | 260,521.00 | 177.28 | 599.14 | 567.32 | 583.23 | 147.51 | 225.95 | 220.60 | 446.69 |
| Ferris State University | 2002-03 | 27,325.00 | 139,258.00 | 129,334.00 | 268,592.00 | 191.30 | 612.78 | 609.68 | 611.23 | 142.84 | 227.26 | 212.14 | 439.43 |
| Ferris State University | 2003-04 | 25,926.00 | 147,557.00 | 136,598.00 | 284,155.00 | 178.09 | 636.11 | 615.08 | 625.59 | 145.57 | 231.97 | 222.08 | 454.22 |
| Ferris State University | 2004-05 | 29,459.00 | 148,111.00 | 137,112.00 | 285,223.00 | 208.20 | 650.95 | 633.80 | 642.37 | 141.49 | 227.53 | 216.33 | 444.01 |
| Ferris State University | 2005-06 | 30,594.00 | 156,188.00 | 143,817.00 | 300,005.00 | 208.69 | 665.32 | 651.33 | 658.33 | 146.60 | 234.76 | 220.80 | 455.71 |

FERRIS STATE UNIVERSITY

Student Credit Hours (SCH), Full Time Equated Faculty (FTEF) and SCH/FTEF Aggregated by College

| College | Year | <u>Student Credit Hours</u> | | | F + W (a) | <u>Full Time Equated Faculty</u> | | | | Avg F + W (b) | <u>SCH/FTEF</u> | | | F + W (a / b) |
|-----------------------------------|---------|-----------------------------|-----------|-----------|--------------|----------------------------------|--------|--------|--------|------------------|-----------------|--------|--------|------------------|
| | | Summer | Fall | Winter | | Summer | Fall | Winter | Summer | | Fall | Winter | | |
| College of Allied Health Sciences | 2001-02 | 2,761.00 | 7,213.00 | 6,980.00 | 14,193.00 | 18.35 | 38.13 | 37.04 | 37.58 | 150.49 | 189.19 | 188.46 | 377.66 | |
| College of Allied Health Sciences | 2002-03 | 2,844.00 | 7,733.00 | 7,511.00 | 15,244.00 | 19.70 | 34.68 | 37.83 | 36.26 | 144.40 | 222.96 | 198.55 | 420.44 | |
| College of Allied Health Sciences | 2003-04 | 2,705.00 | 9,291.00 | 9,008.00 | 18,299.00 | 15.37 | 39.41 | 43.68 | 41.54 | 176.04 | 235.75 | 206.23 | 440.46 | |
| College of Allied Health Sciences | 2004-05 | 3,423.00 | 10,156.00 | 9,552.00 | 19,708.00 | 17.02 | 40.56 | 42.41 | 41.49 | 201.16 | 250.40 | 225.22 | 475.06 | |
| College of Allied Health Sciences | 2005-06 | 3,614.00 | 11,342.00 | 11,129.00 | 22,471.00 | 19.14 | 46.25 | 46.03 | 46.14 | 188.78 | 245.25 | 241.78 | 487.03 | |
| College of Arts and Sciences | 2001-02 | 9,489.00 | 56,609.00 | 51,702.00 | 108,311.00 | 44.39 | 185.20 | 169.80 | 177.50 | 213.79 | 305.66 | 304.48 | 610.19 | |
| College of Arts and Sciences | 2002-03 | 9,833.00 | 58,711.00 | 53,631.00 | 112,342.00 | 50.65 | 193.91 | 185.49 | 189.70 | 194.14 | 302.78 | 289.13 | 592.21 | |
| College of Arts and Sciences | 2003-04 | 9,246.00 | 61,523.00 | 55,081.00 | 116,604.00 | 46.05 | 201.57 | 183.64 | 192.61 | 200.79 | 305.22 | 299.94 | 605.40 | |
| College of Arts and Sciences | 2004-05 | 10,292.00 | 60,947.00 | 54,980.00 | 115,927.00 | 48.00 | 205.27 | 191.93 | 198.60 | 214.42 | 296.92 | 286.46 | 583.73 | |
| College of Arts and Sciences | 2005-06 | 10,785.00 | 62,742.00 | 57,058.00 | 119,800.00 | 50.04 | 207.38 | 193.02 | 200.20 | 215.51 | 302.54 | 295.61 | 598.41 | |
| College of Business | 2001-02 | 5,779.00 | 22,482.00 | 22,822.00 | 45,304.00 | 27.99 | 94.38 | 90.28 | 92.33 | 206.46 | 238.20 | 252.80 | 490.67 | |
| College of Business | 2002-03 | 5,431.00 | 21,715.00 | 21,447.00 | 43,162.00 | 27.21 | 91.35 | 90.04 | 90.70 | 199.57 | 237.71 | 238.18 | 475.89 | |
| College of Business | 2003-04 | 4,762.00 | 20,955.00 | 21,778.00 | 42,733.00 | 21.78 | 84.71 | 78.97 | 81.84 | 218.65 | 247.36 | 275.79 | 522.16 | |
| College of Business | 2004-05 | 5,035.00 | 21,254.00 | 21,744.00 | 42,998.00 | 23.11 | 80.86 | 79.07 | 79.97 | 217.90 | 262.84 | 274.99 | 537.69 | |
| College of Business | 2005-06 | 5,095.00 | 22,024.00 | 22,358.00 | 44,382.00 | 20.54 | 80.74 | 78.72 | 79.73 | 248.10 | 272.79 | 284.00 | 556.65 | |
| College of Education & Human Serv | 2001-02 | 3,612.00 | 9,218.00 | 8,962.00 | 18,180.00 | 19.99 | 41.25 | 44.35 | 42.80 | 180.70 | 223.48 | 202.06 | 424.76 | |
| College of Education & Human Serv | 2002-03 | 3,704.00 | 9,906.00 | 10,259.00 | 20,165.00 | 25.91 | 48.84 | 49.58 | 49.21 | 142.98 | 202.84 | 206.93 | 409.81 | |
| College of Education & Human Serv | 2003-04 | 4,142.00 | 11,467.00 | 11,577.00 | 23,044.00 | 22.16 | 53.35 | 55.63 | 54.49 | 186.92 | 214.93 | 208.12 | 422.91 | |
| College of Education & Human Serv | 2004-05 | 4,363.00 | 11,613.00 | 11,619.00 | 23,232.00 | 23.76 | 56.98 | 59.41 | 58.20 | 183.60 | 203.79 | 195.58 | 399.20 | |
| College of Education & Human Serv | 2005-06 | 4,244.00 | 13,208.00 | 12,445.00 | 25,653.00 | 23.37 | 63.06 | 64.98 | 64.02 | 181.60 | 209.45 | 191.53 | 400.71 | |

FERRIS STATE UNIVERSITY

Student Credit Hours (SCH), Full Time Equated Faculty (FTEF) and SCH/FTEF Aggregated by College

| College | Year | <u>Student Credit Hours</u> | | | F + W (a) | <u>Full Time Equated Faculty</u> | | | | <u>SCH/FTEF</u> | | | F + W (a / b) |
|-----------------------------------|---------|-----------------------------|-----------|-----------|--------------|----------------------------------|--------|--------|------------------|-----------------|--------|--------|------------------|
| | | Summer | Fall | Winter | | Summer | Fall | Winter | Avg F + W (b) | Summer | Fall | Winter | |
| College of Optometry | 2001-02 | 443.00 | 2,357.00 | 2,396.00 | 4,753.00 | 13.25 | 20.66 | 20.25 | 20.45 | 33.43 | 114.11 | 118.32 | 232.39 |
| College of Optometry | 2002-03 | 405.00 | 2,295.00 | 2,362.00 | 4,657.00 | 11.00 | 19.17 | 20.30 | 19.73 | 36.82 | 119.74 | 116.37 | 236.01 |
| College of Optometry | 2003-04 | 416.00 | 2,362.00 | 2,403.00 | 4,765.00 | 10.00 | 18.65 | 19.30 | 18.98 | 41.60 | 126.65 | 124.49 | 251.10 |
| College of Optometry | 2004-05 | 403.00 | 2,384.00 | 2,362.00 | 4,746.00 | 11.00 | 21.15 | 22.14 | 21.65 | 36.64 | 112.72 | 106.67 | 219.24 |
| College of Optometry | 2005-06 | 476.00 | 2,145.00 | 2,343.00 | 4,488.00 | 11.75 | 16.65 | 16.74 | 16.69 | 40.51 | 128.83 | 139.99 | 268.85 |
| College of Pharmacy | 2001-02 | 692.00 | 5,459.00 | 4,508.00 | 9,967.00 | 14.01 | 28.84 | 29.07 | 28.96 | 49.38 | 189.26 | 155.08 | 344.21 |
| College of Pharmacy | 2002-03 | 970.00 | 5,447.00 | 5,472.00 | 10,919.00 | 15.20 | 31.82 | 30.68 | 31.25 | 63.82 | 171.18 | 178.37 | 349.42 |
| College of Pharmacy | 2003-04 | 988.00 | 6,482.00 | 6,414.00 | 12,896.00 | 20.10 | 33.74 | 34.45 | 34.10 | 49.15 | 192.09 | 186.19 | 378.22 |
| College of Pharmacy | 2004-05 | 2,102.00 | 6,543.00 | 6,317.00 | 12,860.00 | 35.10 | 36.50 | 37.92 | 37.21 | 59.89 | 179.26 | 166.59 | 345.61 |
| College of Pharmacy | 2005-06 | 1,806.00 | 7,243.00 | 6,929.00 | 14,172.00 | 35.40 | 37.94 | 36.56 | 37.25 | 51.02 | 190.89 | 189.51 | 380.43 |
| College of Profess & Tech Studies | 2003-04 | 4.00 | 82.00 | 118.00 | 200.00 | 0.00 | 1.00 | 1.33 | 1.17 | | 82.00 | 88.72 | 171.67 |
| College of Profess & Tech Studies | 2004-05 | 27.00 | 368.00 | 353.00 | 721.00 | 0.25 | 1.75 | 2.34 | 2.04 | 108.00 | 210.29 | 150.85 | 352.57 |
| College of Profess & Tech Studies | 2005-06 | 60.00 | 981.00 | 810.00 | 1,791.00 | 1.00 | 6.26 | 5.25 | 5.76 | 60.00 | 156.71 | 154.29 | 311.21 |
| College of Technology | 2001-02 | 2,093.00 | 19,476.00 | 17,832.00 | 37,308.00 | 15.87 | 111.57 | 114.12 | 112.84 | 131.88 | 174.56 | 156.26 | 330.62 |
| College of Technology | 2002-03 | 2,517.00 | 19,266.00 | 18,199.00 | 37,465.00 | 20.54 | 104.10 | 114.44 | 109.27 | 122.54 | 185.07 | 159.03 | 342.87 |
| College of Technology | 2003-04 | 1,888.00 | 20,317.00 | 18,800.00 | 39,117.00 | 14.11 | 104.64 | 112.33 | 108.49 | 133.81 | 194.16 | 167.36 | 360.57 |
| College of Technology | 2004-05 | 2,146.00 | 20,086.00 | 18,778.00 | 38,864.00 | 14.89 | 108.49 | 109.72 | 109.11 | 144.12 | 185.14 | 171.14 | 356.20 |
| College of Technology | 2005-06 | 2,307.00 | 20,711.00 | 18,931.00 | 39,642.00 | 17.24 | 104.51 | 116.41 | 110.46 | 133.80 | 198.17 | 162.62 | 358.88 |
| Kendall College of Art & Design | 2001-02 | 1,006.00 | 8,799.00 | 8,299.00 | 17,098.00 | 20.16 | 61.30 | 51.79 | 56.54 | 49.90 | 143.54 | 160.26 | 302.39 |
| Kendall College of Art & Design | 2002-03 | 1,358.00 | 9,765.00 | 9,229.00 | 18,994.00 | 18.02 | 69.21 | 71.67 | 70.44 | 75.36 | 141.09 | 128.77 | 269.64 |

FERRIS STATE UNIVERSITY

Student Credit Hours (SCH), Full Time Equated Faculty (FTEF) and SCH/FTEF Aggregated by College

| College | Year | <u>Student Credit Hours</u> | | | F + W (a) | <u>Full Time Equated Faculty</u> | | | | <u>SCH/FTEF</u> | | | |
|---------------------------------|---------|-----------------------------|-----------|-----------|--------------|----------------------------------|-------|--------|------------------|-----------------|--------|--------|------------------|
| | | Summer | Fall | Winter | | Summer | Fall | Winter | Avg F + W (b) | Summer | Fall | Winter | F + W (a / b) |
| Kendall College of Art & Design | 2003-04 | 1,488.00 | 10,493.00 | 10,229.00 | 20,722.00 | 25.78 | 77.98 | 75.32 | 76.65 | 57.72 | 134.56 | 135.81 | 270.35 |
| | 2004-05 | 1,500.00 | 10,828.00 | 10,372.00 | 21,200.00 | 32.32 | 82.61 | 81.65 | 82.13 | 46.41 | 131.08 | 127.02 | 258.13 |
| | 2005-06 | 2,037.00 | 11,718.00 | 10,843.00 | 22,561.00 | 28.20 | 85.85 | 87.64 | 86.75 | 72.23 | 136.49 | 123.72 | 260.08 |
| University College | 2001-02 | 275.00 | 3,759.00 | 1,648.00 | 5,407.00 | 3.27 | 17.81 | 10.63 | 14.22 | 84.03 | 211.08 | 155.04 | 380.26 |
| | 2002-03 | 263.00 | 4,420.00 | 1,224.00 | 5,644.00 | 3.08 | 19.70 | 9.65 | 14.68 | 85.39 | 224.37 | 126.78 | 384.54 |
| | 2003-04 | 287.00 | 4,585.00 | 1,190.00 | 5,775.00 | 2.75 | 21.04 | 10.43 | 15.74 | 104.36 | 217.87 | 114.06 | 366.92 |
| University College | 2004-05 | 168.00 | 3,932.00 | 1,035.00 | 4,967.00 | 2.75 | 16.78 | 7.20 | 11.99 | 61.09 | 234.39 | 143.75 | 414.55 |
| | 2005-06 | 170.00 | 4,074.00 | 971.00 | 5,045.00 | 2.00 | 16.68 | 5.98 | 11.33 | 85.00 | 244.29 | 162.37 | 445.33 |

FERRIS STATE UNIVERSITY

Student Credit Hours (SCH), Full Time Equated Faculty (FTEF) and SCH/FTEF Aggregated by University by Department within College

| Department | Year | <u>Student Credit Hours</u> | | | <u>Full Time Equated Faculty</u> | | | <u>SCH/FTEF</u> | | | | |
|--|---------|-----------------------------|----------|----------|----------------------------------|--------|-------|------------------|--------|--------|------------------|------------------|
| | | Summer | Fall | Winter | F + W (a) | Summer | Fall | Winter | Summer | Fall | Winter | F + W (a / b) |
| | | Avg F + W (b) | | | Avg F + W (b) | | | Avg F + W (b) | | | Avg F + W (b) | |
| <u>College of Allied Health Sciences</u> | | | | | | | | | | | | |
| Clinical Lab, Resp Care and Health Admin | 2005-06 | 0.00 | 0.00 | 6,487.00 | 6,487.00 | 0.00 | 0.00 | 29.87 | 14.94 | 217.14 | 434.29 | |
| College of Allied Health Sciences | 2001-02 | 6.00 | 109.00 | 52.00 | 161.00 | 0.17 | 1.24 | 0.25 | 0.74 | 36.00 | 216.79 | |
| College of Allied Health Sciences | 2002-03 | 6.00 | 0.00 | 87.00 | 87.00 | 0.33 | 0.00 | 0.25 | 0.13 | 18.00 | 696.00 | |
| College of Allied Health Sciences | 2003-04 | 0.00 | 0.00 | 69.00 | 69.00 | 0.00 | 0.00 | 0.25 | 0.13 | 276.00 | 552.00 | |
| College of Allied Health Sciences | 2004-05 | 0.00 | 8.00 | 84.00 | 92.00 | 0.00 | 0.00 | 0.25 | 0.13 | 336.00 | 736.00 | |
| College of Allied Health Sciences | 2005-06 | 10.00 | 2.00 | 0.00 | 2.00 | 0.00 | 0.00 | 0.00 | 0.00 | 357.80 | 715.59 | |
| Dental Hygiene and Medical Imaging | 2005-06 | 0.00 | 0.00 | 3,062.00 | 3,062.00 | 0.00 | 0.00 | 8.56 | 4.28 | 221.11 | 417.29 | |
| Health Management | 2001-02 | 859.00 | 2,324.00 | 2,571.00 | 4,895.00 | 5.72 | 11.83 | 11.63 | 11.73 | 150.26 | 489.23 | |
| Health Management | 2002-03 | 974.00 | 2,809.00 | 2,877.00 | 5,686.00 | 5.98 | 10.38 | 12.86 | 11.62 | 162.76 | 489.23 | |
| Health Management | 2003-04 | 1,132.00 | 3,591.00 | 3,398.00 | 6,989.00 | 6.54 | 12.79 | 14.75 | 13.77 | 173.11 | 507.53 | |
| Health Management Department | 2004-05 | 1,642.00 | 4,763.00 | 4,612.00 | 9,375.00 | 8.02 | 20.47 | 20.29 | 20.38 | 204.61 | 459.99 | |
| Health Management Department | 2005-06 | 2,332.00 | 6,148.00 | 0.00 | 6,148.00 | 12.54 | 26.06 | 0.00 | 13.03 | 185.93 | 471.75 | |
| Health Related Programs | 2001-02 | 1,281.00 | 2,086.00 | 1,875.00 | 3,961.00 | 7.46 | 11.68 | 12.32 | 12.00 | 171.64 | 330.06 | |
| Health Related Programs | 2002-03 | 1,220.00 | 2,309.00 | 2,063.00 | 4,372.00 | 7.62 | 11.78 | 10.66 | 11.22 | 160.18 | 389.71 | |
| Health Related Programs | 2003-04 | 1,145.00 | 2,600.00 | 2,583.00 | 5,183.00 | 6.18 | 11.03 | 11.96 | 11.49 | 185.18 | 450.92 | |
| Health Related Programs | 2004-05 | 1,237.00 | 0.00 | 0.00 | 0.00 | 4.51 | 0.00 | 0.00 | 0.00 | 274.21 | | |
| Imaging Sciences | 2004-05 | 0.00 | 2,076.00 | 1,747.00 | 3,823.00 | 0.00 | 5.76 | 5.86 | 5.81 | 360.69 | 658.26 | |
| Imaging Sciences | 2005-06 | 906.00 | 1,924.00 | 0.00 | 1,924.00 | 3.26 | 6.63 | 0.00 | 3.32 | 277.81 | 580.00 | |

FERRIS STATE UNIVERSITY

Student Credit Hours (SCH), Full Time Equated Faculty (FTEF) and SCH/FTEF Aggregated by University by Department within College

| Department | Year | <u>Student Credit Hours</u> | | | F + W (a) | <u>Full Time Equated Faculty</u> | | | | <u>SCH/FTEF</u> | | | F + W (a / b) |
|---|---------|-----------------------------|-----------|-----------|--------------|----------------------------------|-------|--------|------------------|-----------------|--------|--------|------------------|
| | | Summer | Fall | Winter | | Summer | Fall | Winter | Avg F + W (b) | Summer | Fall | Winter | |
| <u>College of Allied Health Sciences</u> | | | | | | | | | | | | | |
| Nursing & Dental Hygiene | 2001-02 | 615.00 | 2,694.00 | 2,482.00 | 5,176.00 | 5.00 | 13.38 | 12.84 | 13.11 | 123.00 | 201.41 | 193.32 | 394.90 |
| Nursing & Dental Hygiene | 2002-03 | 644.00 | 2,615.00 | 2,484.00 | 5,099.00 | 5.76 | 12.52 | 14.06 | 13.29 | 111.79 | 208.80 | 176.70 | 383.64 |
| Nursing & Dental Hygiene | 2003-04 | 428.00 | 3,100.00 | 2,958.00 | 6,058.00 | 2.64 | 15.59 | 16.72 | 16.16 | 161.95 | 198.81 | 176.94 | 374.99 |
| Nursing & Dental Hygiene | 2004-05 | 544.00 | 3,309.00 | 3,109.00 | 6,418.00 | 4.48 | 14.33 | 16.01 | 15.17 | 121.43 | 230.91 | 194.15 | 423.02 |
| Nursing & Dental Hygiene | 2005-06 | 366.00 | 3,268.00 | 0.00 | 3,268.00 | 3.34 | 13.55 | 0.00 | 6.77 | 109.58 | 241.21 | | 482.42 |
| School of Nursing | 2005-06 | 0.00 | 0.00 | 1,580.00 | 1,580.00 | 0.00 | 0.00 | 7.60 | 3.80 | | | 207.94 | 415.89 |
| <u>College of Arts and Sciences</u> | | | | | | | | | | | | | |
| Biological Sciences | 2001-02 | 1,478.00 | 7,007.00 | 6,112.00 | 13,119.00 | 8.37 | 22.53 | 20.84 | 21.68 | 176.59 | 311.05 | 293.33 | 605.07 |
| Biological Sciences | 2002-03 | 1,736.00 | 7,769.00 | 6,349.00 | 14,118.00 | 9.15 | 24.11 | 22.79 | 23.45 | 189.62 | 322.27 | 278.56 | 602.06 |
| Biological Sciences | 2003-04 | 1,533.00 | 8,338.00 | 6,848.00 | 15,186.00 | 9.02 | 25.52 | 23.15 | 24.33 | 170.05 | 326.77 | 295.81 | 624.09 |
| Biological Sciences | 2004-05 | 1,851.00 | 8,173.00 | 7,132.00 | 15,305.00 | 8.52 | 24.45 | 24.09 | 24.27 | 217.18 | 334.27 | 296.06 | 630.61 |
| Biological Sciences | 2005-06 | 2,053.00 | 8,683.00 | 7,215.00 | 15,898.00 | 9.41 | 28.14 | 25.10 | 26.62 | 218.10 | 308.55 | 287.48 | 597.23 |
| College of Arts & Sciences | 2002-03 | 0.00 | 7.00 | 0.00 | 7.00 | 0.00 | 0.08 | 0.00 | 0.04 | | 91.00 | | 182.00 |
| Humanities | 2001-02 | 1,717.00 | 10,957.00 | 11,219.00 | 22,176.00 | 6.50 | 34.21 | 32.44 | 33.33 | 264.15 | 320.27 | 345.82 | 665.42 |
| Humanities | 2002-03 | 1,571.00 | 11,315.00 | 11,697.00 | 23,012.00 | 6.55 | 36.81 | 37.71 | 37.26 | 239.85 | 307.41 | 310.16 | 617.60 |
| Humanities | 2003-04 | 1,490.00 | 12,123.00 | 11,851.00 | 23,974.00 | 6.81 | 40.19 | 37.61 | 38.90 | 218.80 | 301.66 | 315.13 | 616.34 |
| Humanities | 2004-05 | 1,951.00 | 13,206.00 | 12,342.00 | 25,548.00 | 8.00 | 44.06 | 39.86 | 41.96 | 243.88 | 299.71 | 309.66 | 608.87 |
| Humanities | 2005-06 | 1,905.00 | 13,128.00 | 12,428.00 | 25,556.00 | 9.16 | 42.91 | 37.73 | 40.32 | 207.97 | 305.92 | 329.43 | 633.84 |

FERRIS STATE UNIVERSITY

Student Credit Hours (SCH), Full Time Equated Faculty (FTEF) and SCH/FTEF Aggregated by University by Department within College

| Department | Year | <u>Student Credit Hours</u> | | | F + W (a) | <u>Full Time Equated Faculty</u> | | | | <u>SCH/FTEF</u> | | | F + W (a / b) | |
|--------------------------------------|-------------------------|-----------------------------|----------|-----------|--------------|----------------------------------|-----------|--------|------------------|-----------------|--------|--------|------------------|--------|
| | | Summer | Fall | Winter | | Summer | Fall | Winter | Avg F + W (b) | Summer | Fall | Winter | | |
| College of Arts and Sciences | Language and Literature | 2001-02 | 2,368.00 | 13,333.00 | 11,150.00 | 24,483.00 | 10.30 | 52.90 | 45.99 | 49.45 | 229.98 | 252.04 | 242.44 | 495.16 |
| | Language and Literature | 2002-03 | 2,530.00 | 12,898.00 | 11,594.00 | 24,492.00 | 13.55 | 55.13 | 50.60 | 52.86 | 186.75 | 233.98 | 229.14 | 463.32 |
| | Language and Literature | 2003-04 | 2,342.00 | 13,291.00 | 11,493.00 | 24,784.00 | 11.90 | 53.25 | 47.47 | 50.36 | 196.81 | 249.61 | 242.10 | 492.14 |
| | Language and Literature | 2004-05 | 2,352.00 | 12,349.00 | 10,696.00 | 23,045.00 | 11.08 | 52.39 | 48.33 | 50.36 | 212.27 | 235.71 | 221.30 | 457.59 |
| | Language and Literature | 2005-06 | 2,681.00 | 12,904.00 | 11,752.00 | 24,656.00 | 13.06 | 54.13 | 50.42 | 52.28 | 205.31 | 238.38 | 233.08 | 471.65 |
| College of Business Administration | Mathematics | 2001-02 | 1,212.00 | 10,467.00 | 8,069.00 | 18,536.00 | 6.08 | 30.64 | 24.65 | 27.64 | 199.34 | 341.61 | 327.34 | 670.50 |
| | Mathematics | 2002-03 | 1,144.00 | 10,470.00 | 7,961.00 | 18,431.00 | 7.07 | 31.39 | 25.58 | 28.49 | 161.81 | 333.55 | 311.18 | 647.01 |
| | Mathematics | 2003-04 | 924.00 | 10,976.00 | 7,768.00 | 18,744.00 | 5.07 | 32.81 | 25.08 | 28.94 | 182.25 | 334.53 | 309.73 | 647.57 |
| | Mathematics | 2004-05 | 1,171.00 | 10,015.00 | 7,602.00 | 17,617.00 | 4.99 | 33.13 | 28.04 | 30.58 | 234.75 | 302.32 | 271.14 | 576.05 |
| | Mathematics | 2005-06 | 1,076.00 | 10,372.00 | 7,627.00 | 17,999.00 | 5.24 | 31.44 | 26.47 | 28.95 | 205.24 | 329.90 | 288.14 | 621.62 |
| | College of Education | Physical Sciences | 2001-02 | 821.00 | 5,629.00 | 5,424.00 | 11,053.00 | 4.91 | 16.82 | 18.01 | 17.41 | 167.18 | 334.67 | 301.20 |
| Physical Sciences | | 2002-03 | 773.00 | 6,511.00 | 5,666.00 | 12,177.00 | 4.24 | 18.32 | 19.20 | 18.76 | 182.45 | 355.49 | 295.05 | 649.11 |
| Physical Sciences | | 2003-04 | 959.00 | 6,924.00 | 6,061.00 | 12,985.00 | 5.41 | 18.72 | 19.02 | 18.87 | 177.36 | 369.86 | 318.70 | 688.16 |
| Physical Sciences | | 2004-05 | 931.00 | 7,262.00 | 6,391.00 | 13,653.00 | 3.21 | 19.86 | 19.47 | 19.67 | 289.62 | 365.57 | 328.30 | 694.24 |
| Physical Sciences | | 2005-06 | 1,152.00 | 7,769.00 | 7,017.00 | 14,786.00 | 4.28 | 20.36 | 20.62 | 20.49 | 269.16 | 381.58 | 340.30 | 721.62 |
| College of Health and Human Services | Social Sciences | 2001-02 | 1,893.00 | 9,216.00 | 9,728.00 | 18,944.00 | 8.23 | 28.10 | 27.88 | 27.99 | 230.06 | 327.94 | 348.94 | 676.80 |
| | Social Sciences | 2002-03 | 2,079.00 | 9,741.00 | 10,364.00 | 20,105.00 | 10.09 | 28.09 | 29.60 | 28.84 | 206.03 | 346.84 | 350.14 | 697.06 |
| | Social Sciences | 2003-04 | 1,998.00 | 9,871.00 | 11,060.00 | 20,931.00 | 7.85 | 31.09 | 31.31 | 31.20 | 254.63 | 317.49 | 353.20 | 670.82 |
| | Social Sciences | 2004-05 | 2,036.00 | 9,942.00 | 10,817.00 | 20,759.00 | 12.19 | 31.37 | 32.14 | 31.76 | 166.97 | 316.91 | 336.53 | 653.68 |
| | Social Sciences | 2005-06 | 1,918.00 | 9,886.00 | 11,019.00 | 20,905.00 | 8.89 | 30.39 | 32.68 | 31.54 | 215.75 | 325.27 | 337.15 | 662.85 |

FERRIS STATE UNIVERSITY

Student Credit Hours (SCH), Full Time Equated Faculty (FTEF) and SCH/FTEF Aggregated by University by Department within College

| Department | Year | <u>Student Credit Hours</u> | | | | F + W (a) | <u>Full Time Equated Faculty</u> | | | | Avg F + W (b) | <u>SCH/FTEF</u> | | | | F + W (a / b) | | | | | | | | | |
|--|---------|-----------------------------|----------|----------|-----------|--------------|----------------------------------|-------|--------|--------|------------------|--|--|----------|----------|------------------|-----------|-----------|-------|-------|-------|--------|--------|--------|--------|
| | | Summer | Fall | Winter | Year | | Summer | Fall | Winter | Year | | Summer | Fall | Winter | Year | | | | | | | | | | |
| <u>College of Business</u> | | | | | | | | | | | | | | | | | | | | | | | | | |
| Accountancy, Finance, Econ, & Statistics | 2002-03 | 0.00 | 0.00 | 5,814.00 | 5,814.00 | 5,814.00 | 0.00 | 0.00 | 20.50 | 10.25 | 283.61 | 567.22 | Accountancy, Finance, Econ, & Statistics | 2003-04 | 1,140.00 | 5,691.00 | 5,940.00 | 11,631.00 | 4.50 | 20.00 | 20.00 | 253.33 | 284.55 | 297.00 | 581.55 |
| Accountancy, Finance, Econ, & Statistics | 2004-05 | 1,254.00 | 6,081.00 | 5,800.00 | 11,881.00 | 5.17 | 20.50 | 17.92 | 19.21 | 242.71 | 618.53 | Accountancy, Finance, Econ, & Statistics | 2005-06 | 1,251.00 | 6,408.00 | 0.00 | 6,408.00 | 4.75 | 19.92 | 0.00 | 9.96 | 263.37 | 321.74 | 643.48 | |
| Accountancy/Econ/Applied Stats | 2001-02 | 1,116.00 | 4,896.00 | 5,271.00 | 10,167.00 | 4.75 | 17.50 | 17.75 | 17.63 | 234.95 | 576.85 | Accountancy/Econ/Applied Stats | 2002-03 | 993.00 | 5,244.00 | 0.00 | 5,244.00 | 4.17 | 18.00 | 0.00 | 9.00 | 238.13 | 291.33 | 582.67 | |
| College of Business Graduate Programs | 2002-03 | 0.00 | 0.00 | 759.00 | 759.00 | 0.00 | 0.00 | 7.25 | 3.62 | 104.69 | 209.38 | College of Business Graduate Programs | 2003-04 | 522.00 | 877.00 | 804.00 | 1,681.00 | 4.01 | 6.16 | 5.00 | 5.58 | 130.17 | 142.37 | 160.73 | 301.19 |
| College of Business Graduate Programs | 2004-05 | 528.00 | 861.00 | 789.00 | 1,650.00 | 3.99 | 6.49 | 6.02 | 6.26 | 132.33 | 263.68 | College of Business Graduate Programs | 2005-06 | 396.00 | 726.00 | 717.00 | 1,443.00 | 1.98 | 5.63 | 5.00 | 5.31 | 199.72 | 128.95 | 143.50 | 271.58 |
| Computer Information Systems Dept | 2001-02 | 1,889.00 | 6,025.00 | 6,090.00 | 12,115.00 | 11.83 | 27.83 | 27.27 | 27.55 | 159.73 | 439.71 | Computer Information Systems Dept | 2002-03 | 1,527.00 | 5,264.00 | 4,118.00 | 9,382.00 | 9.34 | 26.68 | 17.90 | 22.29 | 163.52 | 197.29 | 230.06 | 420.89 |
| Computer Information Systems Dept | 2003-04 | 789.00 | 3,905.00 | 3,810.00 | 7,715.00 | 4.00 | 15.92 | 14.63 | 15.27 | 197.25 | 505.17 | Computer Information Systems Dept | 2004-05 | 615.00 | 3,294.00 | 3,180.00 | 6,474.00 | 2.50 | 14.01 | 13.00 | 13.50 | 246.00 | 235.12 | 244.62 | 479.38 |
| Computer Information Systems Dept | 2005-06 | 813.00 | 2,988.00 | 6,537.00 | 9,525.00 | 3.34 | 12.25 | 23.83 | 18.04 | 243.78 | 527.94 | Computer Information Systems Dept | 2001-02 | 1,135.00 | 5,749.00 | 6,063.00 | 11,812.00 | 4.83 | 20.25 | 20.43 | 20.34 | 234.99 | 283.97 | 296.74 | 580.76 |
| Management | 2002-03 | 1,403.00 | 5,678.00 | 5,840.00 | 11,518.00 | 6.48 | 22.25 | 23.41 | 22.83 | 216.60 | 504.51 | Management | 2003-04 | 978.00 | 5,385.00 | 6,233.00 | 11,618.00 | 3.92 | 21.50 | 20.00 | 20.75 | 249.64 | 250.43 | 311.61 | 559.82 |
| Management | 2004-05 | 1,217.00 | 5,790.00 | 7,146.00 | 12,936.00 | 5.00 | 19.27 | 22.58 | 20.93 | 243.40 | 618.17 | Management | 2005-06 | 1,217.00 | 5,790.00 | 7,146.00 | 12,936.00 | 5.00 | 19.27 | 22.58 | 20.93 | 243.40 | 300.48 | 316.43 | 618.17 |

FERRIS STATE UNIVERSITY

Student Credit Hours (SCH), Full Time Equated Faculty (FTEF) and SCH/FTEF Aggregated by University by Department within College

| Department | Year | <u>Student Credit Hours</u> | | | F + W (a) | <u>Full Time Equated Faculty</u> | | | | <u>SCH/FTEF</u> | | | F + W (a / b) |
|---|---------|-----------------------------|----------|----------|--------------|----------------------------------|-------|--------|------------------|-----------------|--------|--------|------------------|
| | | Summer | Fall | Winter | | Summer | Fall | Winter | Avg F + W (b) | Summer | Fall | Winter | |
| <u>College of Business</u> | | | | | | | | | | | | | |
| Management | 2005-06 | 1,238.00 | 6,371.00 | 9,253.00 | 15,624.00 | 3.52 | 21.33 | 27.09 | 24.21 | 351.43 | 298.69 | 341.57 | 645.35 |
| Marketing | 2001-02 | 1,639.00 | 5,812.00 | 5,398.00 | 11,210.00 | 6.59 | 28.81 | 24.82 | 26.81 | 248.90 | 201.76 | 217.48 | 418.06 |
| Marketing | 2002-03 | 1,508.00 | 5,529.00 | 4,916.00 | 10,445.00 | 7.23 | 24.42 | 20.98 | 22.70 | 208.64 | 226.42 | 234.26 | 460.09 |
| Marketing | 2003-04 | 1,333.00 | 5,097.00 | 4,991.00 | 10,088.00 | 5.35 | 21.13 | 19.33 | 20.23 | 249.10 | 241.18 | 258.16 | 498.58 |
| Marketing | 2004-05 | 1,421.00 | 5,228.00 | 4,829.00 | 10,057.00 | 6.45 | 20.59 | 19.55 | 20.07 | 220.31 | 253.89 | 247.01 | 501.08 |
| Marketing | 2005-06 | 1,397.00 | 5,531.00 | 5,851.00 | 11,382.00 | 6.95 | 21.61 | 22.80 | 22.21 | 201.13 | 255.95 | 256.57 | 512.54 |
| <u>College of Education & Human Serv</u> | | | | | | | | | | | | | |
| Criminal Justice | 2001-02 | 1,471.00 | 3,383.00 | 3,360.00 | 6,743.00 | 9.29 | 13.47 | 14.51 | 13.99 | 158.34 | 251.19 | 231.56 | 482.02 |
| Criminal Justice | 2002-03 | 1,318.00 | 3,123.00 | 3,508.00 | 6,631.00 | 9.57 | 15.30 | 16.43 | 15.86 | 137.72 | 204.16 | 213.51 | 418.01 |
| Criminal Justice | 2003-04 | 1,329.00 | 3,789.00 | 3,703.00 | 7,492.00 | 9.54 | 16.67 | 15.98 | 16.33 | 139.31 | 227.35 | 231.66 | 458.93 |
| Criminal Justice | 2004-05 | 1,642.00 | 3,325.00 | 3,852.00 | 7,177.00 | 6.81 | 14.10 | 16.20 | 15.15 | 241.07 | 235.89 | 237.75 | 473.77 |
| Criminal Justice | 2005-06 | 1,333.00 | 4,350.00 | 4,496.00 | 8,846.00 | 7.18 | 18.29 | 20.68 | 19.49 | 185.61 | 237.77 | 217.36 | 453.87 |
| Leisure Studies and Wellness | 2001-02 | 292.00 | 1,541.00 | 1,451.00 | 2,992.00 | 1.76 | 6.33 | 5.90 | 6.11 | 165.91 | 243.50 | 245.93 | 489.35 |
| Leisure Studies and Wellness | 2002-03 | 295.00 | 1,345.00 | 1,536.00 | 2,881.00 | 1.91 | 5.99 | 6.46 | 6.23 | 154.45 | 224.35 | 237.93 | 462.79 |
| Leisure Studies and Wellness | 2003-04 | 193.00 | 1,248.00 | 1,284.00 | 2,532.00 | 1.15 | 5.05 | 5.00 | 5.02 | 167.94 | 247.29 | 256.80 | 504.05 |
| Leisure Studies and Wellness | 2004-05 | 175.00 | 1,488.00 | 1,076.00 | 2,564.00 | 1.17 | 5.69 | 4.65 | 5.17 | 149.57 | 261.74 | 231.40 | 496.18 |
| Recreation Leisure Services & Wellness | 2005-06 | 223.00 | 1,294.00 | 1,147.00 | 2,441.00 | 1.70 | 4.56 | 5.35 | 4.96 | 131.51 | 283.63 | 214.21 | 492.30 |
| School of Education | 2001-02 | 1,807.00 | 3,721.00 | 3,693.00 | 7,414.00 | 8.79 | 17.29 | 20.52 | 18.91 | 205.60 | 215.21 | 179.94 | 392.13 |

FERRIS STATE UNIVERSITY

Student Credit Hours (SCH), Full Time Equated Faculty (FTEF) and SCH/FTEF Aggregated by University by Department within College

| Department | Year | <u>Student Credit Hours</u> | | | | <u>Full Time Equated Faculty</u> | | | | <u>SCH/FTEF</u> | | | |
|---|---------|-----------------------------|----------|----------|--------------|----------------------------------|-------|--------|------------------|-----------------|--------|--------|------------------|
| | | Summer | Fall | Winter | F + W (a) | Summer | Fall | Winter | Avg F + W (b) | Summer | Fall | Winter | F + W (a / b) |
| <u>College of Education & Human Serv</u> | | | | | | | | | | | | | |
| School of Education | 2002-03 | 1,869.00 | 4,637.00 | 4,725.00 | 9,362.00 | 12.31 | 23.12 | 23.02 | 23.07 | 151.81 | 200.52 | 205.25 | 405.76 |
| School of Education | 2003-04 | 2,395.00 | 5,561.00 | 5,894.00 | 11,455.00 | 9.47 | 26.65 | 30.80 | 28.73 | 252.90 | 208.66 | 191.35 | 398.77 |
| School of Education | 2004-05 | 2,302.00 | 5,978.00 | 5,925.00 | 11,903.00 | 13.95 | 31.96 | 33.31 | 32.64 | 165.00 | 187.02 | 177.89 | 364.72 |
| School of Education | 2005-06 | 2,430.00 | 6,548.00 | 5,912.00 | 12,460.00 | 13.64 | 33.76 | 32.93 | 33.34 | 178.13 | 193.97 | 179.54 | 373.70 |
| Television Production | 2001-02 | 42.00 | 573.00 | 458.00 | 1,031.00 | 0.15 | 4.16 | 3.42 | 3.79 | 280.00 | 137.74 | 133.92 | 272.03 |
| Television Production | 2002-03 | 222.00 | 801.00 | 490.00 | 1,291.00 | 2.11 | 4.42 | 3.67 | 4.04 | 105.03 | 181.22 | 133.51 | 319.16 |
| Television Production | 2003-04 | 225.00 | 869.00 | 696.00 | 1,565.00 | 2.00 | 4.99 | 3.84 | 4.42 | 112.50 | 174.15 | 181.25 | 354.47 |
| Television Production | 2004-05 | 244.00 | 822.00 | 766.00 | 1,588.00 | 1.83 | 5.24 | 5.25 | 5.25 | 133.33 | 156.87 | 145.90 | 302.76 |
| Television Production | 2005-06 | 258.00 | 1,016.00 | 890.00 | 1,906.00 | 0.85 | 6.45 | 6.01 | 6.23 | 303.53 | 157.59 | 148.09 | 306.01 |
| <u>College of Optometry</u> | | | | | | | | | | | | | |
| Optometry | 2001-02 | 443.00 | 2,357.00 | 2,396.00 | 4,753.00 | 13.25 | 20.66 | 20.25 | 20.45 | 33.43 | 114.11 | 118.32 | 232.39 |
| Optometry | 2002-03 | 405.00 | 2,295.00 | 2,362.00 | 4,657.00 | 11.00 | 19.17 | 20.30 | 19.73 | 36.82 | 119.74 | 116.37 | 236.01 |
| Optometry | 2003-04 | 416.00 | 2,362.00 | 2,403.00 | 4,765.00 | 10.00 | 18.65 | 19.30 | 18.98 | 41.60 | 126.65 | 124.49 | 251.10 |
| Optometry | 2004-05 | 403.00 | 2,384.00 | 2,362.00 | 4,746.00 | 11.00 | 21.15 | 22.14 | 21.65 | 36.64 | 112.72 | 106.67 | 219.24 |
| Optometry | 2005-06 | 476.00 | 2,145.00 | 2,343.00 | 4,488.00 | 11.75 | 16.65 | 16.74 | 16.69 | 40.51 | 128.83 | 139.99 | 268.85 |
| <u>College of Pharmacy</u> | | | | | | | | | | | | | |
| Pharmacy | 2001-02 | 692.00 | 5,459.00 | 4,508.00 | 9,967.00 | 14.01 | 28.84 | 29.07 | 28.96 | 49.38 | 189.26 | 155.08 | 344.21 |
| Pharmacy | 2002-03 | 970.00 | 5,447.00 | 5,472.00 | 10,919.00 | 15.20 | 31.82 | 30.68 | 31.25 | 63.82 | 171.18 | 178.37 | 349.42 |
| Pharmacy | 2003-04 | 988.00 | 6,482.00 | 6,414.00 | 12,896.00 | 20.10 | 33.74 | 34.45 | 34.10 | 49.15 | 192.09 | 186.19 | 378.22 |
| Pharmacy | 2004-05 | 2,102.00 | 6,543.00 | 6,317.00 | 12,860.00 | 35.10 | 36.50 | 37.92 | 37.21 | 59.89 | 179.26 | 166.59 | 345.61 |

FERRIS STATE UNIVERSITY

Student Credit Hours (SCH), Full Time Equated Faculty (FTEF) and SCH/FTEF Aggregated by University by Department within College

| Department | Year | <u>Student Credit Hours</u> | | | F + W (a) | <u>Full Time Equated Faculty</u> | | | Avg F + W (b) | <u>SCH/FTEF</u> | | | F + W (a / b) |
|---|---------|-----------------------------|----------|----------|--------------|----------------------------------|-------|--------|------------------|-----------------|--------|--------|------------------|
| | | Summer | Fall | Winter | | Summer | Fall | Winter | | Summer | Fall | Winter | |
| <u>College of Pharmacy</u> | | | | | | | | | | | | | |
| Pharmacy | 2005-06 | 1,806.00 | 7,243.00 | 6,929.00 | 14,172.00 | 35.40 | 37.94 | 36.56 | 37.25 | 51.02 | 190.89 | 189.51 | 380.43 |
| <u>College of Profess & Tech Studies</u> | | | | | | | | | | | | | |
| Professional & Technological Studies | 2003-04 | 4.00 | 82.00 | 118.00 | 200.00 | 0.00 | 1.00 | 1.33 | 1.17 | 82.00 | 88.72 | 171.67 | |
| Professional & Technological Studies | 2004-05 | 27.00 | 368.00 | 353.00 | 721.00 | 0.25 | 1.75 | 2.34 | 2.04 | 108.00 | 210.29 | 150.85 | 352.57 |
| Professional & Technological Studies | 2005-06 | 60.00 | 981.00 | 810.00 | 1,791.00 | 1.00 | 6.26 | 5.25 | 5.76 | 60.00 | 156.71 | 154.29 | 311.21 |
| <u>College of Technology</u> | | | | | | | | | | | | | |
| Architectural Tech & Facilities Mgmt | 2001-02 | 62.00 | 1,118.00 | 1,159.00 | 2,277.00 | 0.92 | 6.58 | 7.47 | 7.03 | 67.39 | 169.91 | 155.15 | 324.13 |
| Architectural Tech & Facilities Mgmt | 2002-03 | 104.00 | 1,054.00 | 892.00 | 1,946.00 | 0.92 | 7.31 | 7.41 | 7.36 | 113.04 | 144.15 | 120.38 | 264.37 |
| Architectural Tech & Facilities Mgmt | 2003-04 | 93.00 | 1,167.00 | 935.00 | 2,102.00 | 0.92 | 6.03 | 6.00 | 6.02 | 101.09 | 193.37 | 155.83 | 349.32 |
| Architectural Tech & Facilities Mgmt | 2004-05 | 26.00 | 1,022.00 | 957.00 | 1,979.00 | 0.21 | 5.41 | 6.00 | 5.70 | 123.81 | 188.94 | 159.50 | 346.92 |
| Architectural Tech & Facilities Mgmt | 2005-06 | 44.00 | 1,171.00 | 1,071.00 | 2,242.00 | 0.31 | 4.49 | 5.83 | 5.16 | 141.94 | 260.74 | 183.70 | 434.45 |
| Automotive | 2001-02 | 547.00 | 3,025.00 | 2,784.00 | 5,809.00 | 5.14 | 19.42 | 18.42 | 18.92 | 106.42 | 155.77 | 151.14 | 307.03 |
| Automotive | 2002-03 | 681.00 | 3,257.00 | 3,096.00 | 6,353.00 | 5.75 | 18.53 | 19.91 | 19.22 | 118.43 | 175.73 | 155.50 | 330.51 |
| Automotive | 2003-04 | 503.00 | 4,050.00 | 3,982.00 | 8,032.00 | 4.50 | 20.41 | 22.73 | 21.57 | 111.78 | 198.44 | 175.19 | 372.38 |
| Automotive | 2004-05 | 629.00 | 4,297.00 | 4,048.00 | 8,345.00 | 5.20 | 23.41 | 24.50 | 23.95 | 120.96 | 183.56 | 165.22 | 348.37 |
| Automotive | 2005-06 | 850.00 | 4,254.00 | 4,091.00 | 8,345.00 | 8.41 | 23.55 | 26.13 | 24.84 | 101.07 | 180.67 | 156.56 | 335.98 |
| Construction Technology & Management | 2001-02 | 0.00 | 2,235.00 | 1,943.00 | 4,178.00 | 0.00 | 9.80 | 10.33 | 10.07 | 227.96 | 188.12 | 415.05 | |
| Construction Technology & Management | 2002-03 | 0.00 | 2,536.00 | 2,168.00 | 4,704.00 | 0.00 | 8.65 | 10.51 | 9.58 | 293.18 | 206.28 | 491.02 | |
| Construction Technology & Management | 2003-04 | 0.00 | 2,544.00 | 2,459.00 | 5,003.00 | 0.00 | 9.24 | 10.35 | 9.80 | 275.35 | 237.49 | 510.68 | |

FERRIS STATE UNIVERSITY

Student Credit Hours (SCH), Full Time Equated Faculty (FTEF) and SCH/FTEF Aggregated by University by Department within College

| Department | Year | <u>Student Credit Hours</u> | | | F + W (a) | <u>Full Time Equated Faculty</u> | | | | <u>SCH/FTEF</u> | | | F + W (a / b) |
|--------------------------------------|---------|-----------------------------|----------|----------|--------------|----------------------------------|-------|--------|------------------|-----------------|--------|--------|------------------|
| | | Summer | Fall | Winter | | Summer | Fall | Winter | Avg F + W (b) | Summer | Fall | Winter | |
| Construction Technology & Management | 2004-05 | 54.00 | 2,702.00 | 2,549.00 | 5,251.00 | 0.66 | 9.55 | 10.82 | 10.18 | 81.82 | 283.07 | 235.50 | 515.58 |
| | 2005-06 | 64.00 | 2,994.00 | 2,735.00 | 5,729.00 | 0.66 | 10.83 | 12.96 | 11.89 | 96.97 | 276.50 | 211.03 | 481.67 |
| Electronics/CNS | 2001-02 | 86.00 | 1,656.00 | 1,549.00 | 3,205.00 | 0.67 | 10.00 | 10.60 | 10.30 | 128.36 | 165.60 | 146.09 | 311.12 |
| Electronics/CNS | 2002-03 | 108.00 | 1,417.00 | 1,612.00 | 3,029.00 | 0.67 | 8.04 | 10.51 | 9.27 | 161.19 | 176.35 | 153.34 | 326.61 |
| Electronics/CNS | 2003-04 | 84.00 | 1,685.00 | 1,599.00 | 3,284.00 | 0.67 | 8.83 | 9.60 | 9.22 | 125.37 | 190.74 | 166.50 | 356.23 |
| Electronics/CNS | 2004-05 | 92.00 | 1,609.00 | 1,528.00 | 3,137.00 | 0.67 | 8.82 | 8.17 | 8.50 | 137.31 | 182.43 | 187.03 | 369.28 |
| Electronics/CNS | 2005-06 | 84.00 | 1,586.00 | 1,507.00 | 3,093.00 | 0.67 | 8.65 | 8.50 | 8.58 | 125.37 | 183.31 | 177.29 | 360.65 |
| HVACR | 2001-02 | 102.00 | 1,353.00 | 1,174.00 | 2,527.00 | 0.67 | 6.75 | 7.82 | 7.28 | 152.24 | 200.44 | 150.18 | 346.94 |
| HVACR | 2002-03 | 96.00 | 1,381.00 | 1,163.00 | 2,544.00 | 0.67 | 5.85 | 7.69 | 6.77 | 143.28 | 236.01 | 151.29 | 375.81 |
| HVACR | 2003-04 | 140.00 | 1,435.00 | 1,146.00 | 2,581.00 | 1.08 | 6.95 | 7.00 | 6.97 | 129.63 | 206.50 | 163.79 | 370.15 |
| HVACR | 2004-05 | 112.00 | 1,485.00 | 1,202.00 | 2,687.00 | 0.75 | 7.19 | 6.66 | 6.92 | 149.33 | 206.61 | 180.48 | 388.08 |
| HVACR | 2005-06 | 166.00 | 1,547.00 | 1,195.00 | 2,742.00 | 0.83 | 8.05 | 8.64 | 8.34 | 200.00 | 192.25 | 138.31 | 328.65 |
| Heavy Equipment | 2001-02 | 116.00 | 1,016.00 | 990.00 | 2,006.00 | 1.34 | 7.17 | 6.67 | 6.92 | 86.57 | 141.70 | 148.43 | 289.88 |
| Heavy Equipment | 2002-03 | 270.00 | 1,070.00 | 894.00 | 1,964.00 | 2.50 | 6.83 | 6.50 | 6.67 | 108.00 | 156.59 | 137.54 | 294.60 |
| Heavy Equipment | 2003-04 | 156.00 | 744.00 | 692.00 | 1,436.00 | 0.97 | 5.16 | 6.89 | 6.03 | 160.82 | 144.19 | 100.44 | 238.34 |
| Heavy Equipment | 2004-05 | 108.00 | 810.00 | 754.00 | 1,564.00 | 0.92 | 5.33 | 4.58 | 4.96 | 117.39 | 151.97 | 164.63 | 315.64 |
| Heavy Equipment | 2005-06 | 152.00 | 956.00 | 690.00 | 1,646.00 | 0.95 | 5.33 | 4.17 | 4.75 | 160.00 | 179.36 | 165.47 | 346.53 |
| Manufacturing Engineering Technology | 2001-02 | 162.00 | 2,586.00 | 2,098.00 | 4,684.00 | 1.06 | 12.19 | 12.78 | 12.48 | 152.83 | 212.14 | 164.16 | 375.17 |
| Manufacturing Engineering Technology | 2002-03 | 288.00 | 2,606.00 | 2,108.00 | 4,714.00 | 1.50 | 12.33 | 12.17 | 12.25 | 192.00 | 211.35 | 173.28 | 384.89 |

College of Technology

FERRIS STATE UNIVERSITY

Student Credit Hours (SCH), Full Time Equated Faculty (FTEF) and SCH/FTEF Aggregated by University by Department within College

| Department | Year | <u>Student Credit Hours</u> | | | <u>Full Time Equated Faculty</u> | | | <u>SCH/FTEF</u> | | | F + W (a / b) | | |
|--------------------------------------|---------|-----------------------------|----------|----------|----------------------------------|--------|-------|-----------------|--------|--------|------------------|--------|--------|
| | | Summer | Fall | Winter | F + W (a) | Summer | Fall | Winter | Summer | Fall | | Winter | |
| | | | | | | | | | | | | | |
| <u>College of Technology</u> | | | | | | | | | | | | | |
| Manufacturing Engineering Technology | 2003-04 | 170.00 | 2,530.00 | 1,986.00 | 4,516.00 | 1.20 | 12.66 | 12.46 | 12.56 | 141.67 | 199.86 | 159.39 | 359.57 |
| Manufacturing Engineering Technology | 2004-05 | 219.00 | 2,388.00 | 1,966.00 | 4,354.00 | 1.42 | 12.12 | 11.83 | 11.97 | 154.23 | 197.04 | 166.19 | 363.60 |
| Manufacturing Engineering Technology | 2005-06 | 182.00 | 2,447.00 | 2,033.00 | 4,480.00 | 0.95 | 10.62 | 13.01 | 11.82 | 191.58 | 230.31 | 156.26 | 379.10 |
| Mechanical Design | 2001-02 | 96.00 | 2,144.00 | 1,829.00 | 3,973.00 | 0.25 | 9.80 | 9.53 | 9.66 | 384.00 | 218.78 | 191.92 | 411.07 |
| Mechanical Design | 2002-03 | 196.00 | 2,109.00 | 1,928.00 | 4,037.00 | 1.67 | 8.35 | 10.29 | 9.32 | 117.37 | 252.50 | 187.37 | 433.10 |
| Mechanical Design | 2003-04 | 40.00 | 2,168.00 | 1,986.00 | 4,154.00 | 0.27 | 9.54 | 9.06 | 9.30 | 148.15 | 227.19 | 219.21 | 446.60 |
| Mechanical Design | 2004-05 | 131.00 | 2,007.00 | 1,875.00 | 3,882.00 | 0.44 | 9.78 | 10.42 | 10.10 | 297.73 | 205.14 | 179.94 | 384.29 |
| Mechanical Design | 2005-06 | 110.00 | 1,859.00 | 1,764.00 | 3,623.00 | 0.56 | 9.71 | 10.91 | 10.31 | 196.43 | 191.40 | 161.69 | 351.36 |
| Plastics and Rubber | 2001-02 | 448.00 | 1,362.00 | 1,620.00 | 2,982.00 | 2.98 | 9.78 | 8.95 | 9.37 | 150.34 | 139.26 | 181.01 | 318.42 |
| Plastics and Rubber | 2002-03 | 421.00 | 1,179.00 | 1,548.00 | 2,727.00 | 4.02 | 8.88 | 9.42 | 9.15 | 104.73 | 132.85 | 164.33 | 298.11 |
| Plastics and Rubber | 2003-04 | 384.00 | 1,236.00 | 1,268.00 | 2,504.00 | 2.49 | 7.90 | 8.17 | 8.03 | 154.22 | 156.46 | 155.20 | 311.64 |
| Plastics and Rubber | 2004-05 | 372.00 | 833.00 | 1,069.00 | 1,902.00 | 2.28 | 7.89 | 7.73 | 7.81 | 163.16 | 105.59 | 138.34 | 243.59 |
| Plastics and Rubber | 2005-06 | 259.00 | 795.00 | 842.00 | 1,637.00 | 1.54 | 6.89 | 7.90 | 7.39 | 168.18 | 115.40 | 106.62 | 221.42 |
| Printing & Imaging Technology Mgmt | 2001-02 | 90.00 | 1,220.00 | 977.00 | 2,197.00 | 0.92 | 9.42 | 9.25 | 9.33 | 97.83 | 129.51 | 105.62 | 235.35 |
| Printing & Imaging Technology Mgmt | 2002-03 | 163.00 | 958.00 | 1,015.00 | 1,973.00 | 1.17 | 8.25 | 9.08 | 8.67 | 139.32 | 116.12 | 111.78 | 227.70 |
| Printing & Imaging Technology Mgmt | 2003-04 | 191.00 | 953.00 | 953.00 | 1,906.00 | 1.17 | 7.89 | 8.00 | 7.94 | 163.25 | 120.80 | 119.13 | 239.92 |
| Printing & Imaging Technology Mgmt | 2004-05 | 214.00 | 1,018.00 | 983.00 | 2,001.00 | 1.17 | 7.88 | 6.34 | 7.11 | 182.91 | 129.27 | 155.05 | 281.53 |
| Printing & Imaging Technology Mgmt | 2005-06 | 187.00 | 1,005.00 | 956.00 | 1,961.00 | 1.17 | 6.28 | 6.14 | 6.21 | 159.83 | 160.03 | 155.70 | 315.78 |
| Surveying | 2001-02 | 276.00 | 720.00 | 960.00 | 1,680.00 | 1.25 | 4.64 | 6.88 | 5.76 | 220.80 | 155.10 | 139.60 | 291.69 |

FERRIS STATE UNIVERSITY

Student Credit Hours (SCH), Full Time Equated Faculty (FTEF) and SCH/FTEF Aggregated by University by Department within College

| Department | Year | <u>Student Credit Hours</u> | | | F + W (a) | <u>Full Time Equated Faculty</u> | | | | <u>SCH/FTEF</u> | | | F + W (a / b) |
|---|---------|-----------------------------|----------|----------|--------------|----------------------------------|-------|--------|------------------|-----------------|--------|--------|------------------|
| | | Summer | Fall | Winter | | Summer | Fall | Winter | Avg F + W (b) | Summer | Fall | Winter | |
| <u>College of Technology</u> | | | | | | | | | | | | | |
| Surveying | 2002-03 | 114.00 | 764.00 | 994.00 | 1,758.00 | 1.00 | 5.50 | 6.36 | 5.93 | 114.00 | 138.91 | 156.29 | 296.46 |
| Surveying | 2003-04 | 3.00 | 673.00 | 966.00 | 1,639.00 | 0.00 | 5.33 | 6.15 | 5.74 | 126.19 | 126.19 | 157.11 | 285.49 |
| Surveying | 2004-05 | 81.00 | 705.00 | 893.00 | 1,598.00 | 0.50 | 5.43 | 6.32 | 5.88 | 162.00 | 129.73 | 141.32 | 271.92 |
| Surveying | 2005-06 | 93.00 | 797.00 | 1,107.00 | 1,904.00 | 0.52 | 5.35 | 6.49 | 5.92 | 177.91 | 148.85 | 170.51 | 321.43 |
| Welding | 2001-02 | 108.00 | 1,041.00 | 749.00 | 1,790.00 | 0.67 | 6.02 | 5.42 | 5.72 | 161.19 | 173.03 | 138.19 | 313.04 |
| Welding | 2002-03 | 76.00 | 935.00 | 781.00 | 1,716.00 | 0.67 | 5.58 | 4.59 | 5.09 | 113.43 | 167.56 | 170.15 | 337.46 |
| Welding | 2003-04 | 124.00 | 1,132.00 | 828.00 | 1,960.00 | 0.84 | 4.69 | 5.92 | 5.31 | 147.62 | 241.34 | 139.86 | 369.45 |
| Welding | 2004-05 | 108.00 | 0.00 | 0.00 | 0.00 | 0.67 | 0.00 | 0.00 | 0.00 | 161.19 | | | |
| Welding Engineering Technology | 2004-05 | 0.00 | 1,210.00 | 954.00 | 2,164.00 | 0.00 | 5.69 | 6.35 | 6.02 | | 212.76 | 150.17 | 359.47 |
| Welding Engineering Technology | 2005-06 | 116.00 | 1,300.00 | 940.00 | 2,240.00 | 0.67 | 4.76 | 5.73 | 5.24 | 173.13 | 273.32 | 163.97 | 427.11 |
| <u>Kendall College of Art & Design</u> | | | | | | | | | | | | | |
| Design Studies | 2001-02 | 553.00 | 3,891.00 | 3,939.00 | 7,830.00 | 11.21 | 32.53 | 29.04 | 30.78 | 49.31 | 119.61 | 135.64 | 254.35 |
| Design Studies | 2002-03 | 632.00 | 4,425.00 | 4,397.00 | 8,822.00 | 9.88 | 37.14 | 41.60 | 39.37 | 63.95 | 119.16 | 105.70 | 224.09 |
| Design Studies | 2003-04 | 750.00 | 4,674.00 | 4,599.00 | 9,273.00 | 15.11 | 43.26 | 43.72 | 43.49 | 49.63 | 108.05 | 105.18 | 213.22 |
| Design Studies | 2004-05 | 684.00 | 4,752.00 | 4,833.00 | 9,585.00 | 16.06 | 44.07 | 46.08 | 45.07 | 42.60 | 107.84 | 104.89 | 212.66 |
| Design Studies | 2005-06 | 888.00 | 5,421.00 | 5,142.00 | 10,563.00 | 15.65 | 46.39 | 47.71 | 47.05 | 56.73 | 116.86 | 107.78 | 224.51 |
| Fine Arts/Foundation | 2001-02 | 90.00 | 2,361.00 | 1,933.00 | 4,294.00 | 4.67 | 18.55 | 12.73 | 15.64 | 19.27 | 127.28 | 151.86 | 274.56 |
| Fine Arts/Foundation | 2002-03 | 129.00 | 2,358.00 | 1,892.00 | 4,250.00 | 2.66 | 19.42 | 17.09 | 18.25 | 48.50 | 121.42 | 110.73 | 232.83 |
| Fine Arts/Foundation | 2003-04 | 111.00 | 2,444.00 | 2,204.00 | 4,648.00 | 4.10 | 19.40 | 15.90 | 17.65 | 27.07 | 125.98 | 138.63 | 263.35 |

FERRIS STATE UNIVERSITY

Student Credit Hours (SCH), Full Time Equated Faculty (FTEF) and SCH/FTEF Aggregated by University by Department within College

| Department | Year | <u>Student Credit Hours</u> | | | F + W (a) | <u>Full Time Equated Faculty</u> | | | | <u>SCH/FTEF</u> | | | F + W (a / b) |
|---|---------|-----------------------------|----------|----------|--------------|----------------------------------|-------|--------|------------------|-----------------|--------|--------|------------------|
| | | Summer | Fall | Winter | | Summer | Fall | Winter | Avg F + W (b) | Summer | Fall | Winter | |
| <u>Kendall College of Art & Design</u> | | | | | | | | | | | | | |
| Fine Arts/Foundation | 2004-05 | 105.00 | 2,650.00 | 2,299.00 | 4,949.00 | 5.54 | 21.75 | 18.25 | 20.00 | 18.96 | 121.84 | 125.98 | 247.46 |
| Fine Arts/Foundation | 2005-06 | 192.00 | 2,687.00 | 2,532.00 | 5,219.00 | 4.53 | 22.42 | 23.21 | 22.82 | 42.38 | 119.85 | 109.07 | 228.73 |
| Liberal Arts & Sciences | 2001-02 | 363.00 | 2,547.00 | 2,427.00 | 4,974.00 | 4.28 | 10.22 | 10.02 | 10.12 | 84.90 | 249.22 | 242.27 | 491.56 |
| Liberal Arts & Sciences | 2002-03 | 597.00 | 2,982.00 | 2,940.00 | 5,922.00 | 5.48 | 12.66 | 12.98 | 12.82 | 108.98 | 235.61 | 226.44 | 461.93 |
| Liberal Arts & Sciences | 2003-04 | 627.00 | 3,375.00 | 3,426.00 | 6,801.00 | 6.57 | 15.32 | 15.70 | 15.51 | 95.43 | 220.25 | 218.24 | 438.47 |
| Liberal Arts & Sciences | 2004-05 | 711.00 | 3,426.00 | 3,240.00 | 6,666.00 | 10.73 | 16.79 | 17.33 | 17.06 | 66.28 | 204.05 | 186.99 | 390.78 |
| Liberal Arts & Sciences | 2005-06 | 957.00 | 3,610.00 | 3,169.00 | 6,779.00 | 8.02 | 17.04 | 16.72 | 16.88 | 119.38 | 211.83 | 189.56 | 401.60 |
| <u>University College</u> | | | | | | | | | | | | | |
| Developmental Programs & Curriculum | 2001-02 | 275.00 | 3,759.00 | 1,648.00 | 5,407.00 | 3.27 | 17.81 | 10.63 | 14.22 | 84.03 | 211.08 | 155.04 | 380.26 |
| Developmental Programs & Curriculum | 2002-03 | 263.00 | 4,420.00 | 1,224.00 | 5,644.00 | 3.08 | 19.70 | 9.65 | 14.68 | 85.39 | 224.37 | 126.78 | 384.54 |
| Developmental Programs & Curriculum | 2003-04 | 287.00 | 4,585.00 | 1,190.00 | 5,775.00 | 2.75 | 21.04 | 10.43 | 15.74 | 104.36 | 217.87 | 114.06 | 366.92 |
| Developmental Programs & Curriculum | 2004-05 | 168.00 | 3,932.00 | 1,035.00 | 4,967.00 | 2.75 | 16.78 | 7.20 | 11.99 | 61.09 | 234.39 | 143.75 | 414.35 |
| Developmental Programs & Curriculum | 2005-06 | 170.00 | 4,074.00 | 971.00 | 5,045.00 | 2.00 | 16.68 | 5.98 | 11.33 | 85.00 | 244.29 | 162.37 | 445.33 |

FERRIS STATE UNIVERSITY

Student Credit Hours (SCH), Full Time Equated Faculty (FTEF) and SCH/FTEF Aggregated by Course Prefix within College and Department

| Prefix | Year | <u>Student Credit Hours</u> | | | F + W (a) | <u>Full Time Equated Faculty</u> | | | Avg F + W (b) | <u>SCH/FTEF</u> | | | F + W (a / b) |
|---|---------|-----------------------------|--------|----------|--------------|----------------------------------|------|--------|------------------|-----------------|------|--------|------------------|
| | | Summer | Fall | Winter | | Summer | Fall | Winter | | Summer | Fall | Winter | |
| <u>College of Allied Health Sciences</u> | | | | | | | | | | | | | |
| <u>Clinical Lab. Resp Care and Health Admin</u> | | | | | | | | | | | | | |
| CAHS | 2005-06 | 0.00 | 0.00 | 90.00 | 90.00 | 0.00 | 0.00 | 0.25 | 0.13 | 0.00 | 0.00 | 360.00 | 720.00 |
| CCHS | 2005-06 | 0.00 | 0.00 | 1,135.00 | 1,135.00 | 0.00 | 0.00 | 3.39 | 1.70 | 0.00 | 0.00 | 334.40 | 668.81 |
| CLLS | 2005-06 | 0.00 | 0.00 | 581.00 | 581.00 | 0.00 | 0.00 | 2.96 | 1.48 | 0.00 | 0.00 | 196.28 | 392.57 |
| EHSM | 2005-06 | 0.00 | 0.00 | 590.00 | 590.00 | 0.00 | 0.00 | 4.64 | 2.32 | 0.00 | 0.00 | 127.18 | 254.36 |
| HCSA | 2005-06 | 0.00 | 0.00 | 1,842.00 | 1,842.00 | 0.00 | 0.00 | 6.90 | 3.45 | 0.00 | 0.00 | 266.83 | 533.66 |
| MRIS | 2005-06 | 0.00 | 0.00 | 1,184.00 | 1,184.00 | 0.00 | 0.00 | 5.83 | 2.92 | 0.00 | 0.00 | 202.95 | 405.89 |
| RESP | 2005-06 | 0.00 | 0.00 | 1,065.00 | 1,065.00 | 0.00 | 0.00 | 5.89 | 2.95 | 0.00 | 0.00 | 180.70 | 361.41 |
| <u>College of Allied Health Sciences</u> | | | | | | | | | | | | | |
| CAHS | 2001-02 | 6.00 | 109.00 | 52.00 | 161.00 | 0.17 | 1.24 | 0.25 | 0.74 | 0.00 | 0.00 | 88.24 | 216.79 |
| CAHS | 2002-03 | 6.00 | 0.00 | 87.00 | 87.00 | 0.33 | 0.00 | 0.25 | 0.13 | 0.00 | 0.00 | 348.00 | 696.00 |
| CAHS | 2003-04 | 0.00 | 0.00 | 69.00 | 69.00 | 0.00 | 0.00 | 0.25 | 0.13 | 0.00 | 0.00 | 276.00 | 552.00 |
| CAHS | 2004-05 | 0.00 | 8.00 | 84.00 | 92.00 | 0.00 | 0.00 | 0.25 | 0.13 | 0.00 | 0.00 | 336.00 | 736.00 |
| CAHS | 2005-06 | 10.00 | 2.00 | 0.00 | 2.00 | 0.00 | 0.00 | 0.00 | 0.00 | 0.00 | 0.00 | | |
| <u>Dental Hygiene and Medical Imaging</u> | | | | | | | | | | | | | |
| DHYG | 2005-06 | 0.00 | 0.00 | 1,338.00 | 1,338.00 | 0.00 | 0.00 | 3.14 | 1.57 | 0.00 | 0.00 | 426.11 | 852.23 |
| NUCM | 2005-06 | 0.00 | 0.00 | 489.00 | 489.00 | 0.00 | 0.00 | 1.50 | 0.75 | 0.00 | 0.00 | 326.00 | 652.00 |
| RADI | 2005-06 | 0.00 | 0.00 | 972.00 | 972.00 | 0.00 | 0.00 | 2.56 | 1.28 | 0.00 | 0.00 | 379.69 | 759.38 |

FERRIS STATE UNIVERSITY

Student Credit Hours (SCH), Full Time Equated Faculty (FTEF) and SCH/FTEF Aggregated by Course Prefix within College and Department

| Prefix | Year | <u>Student Credit Hours</u> | | | F + W (a) | <u>Full Time Equated Faculty</u> | | | Avg F + W (b) | <u>SCH/FTEF</u> | | | F + W (a / b) |
|--|---------|-----------------------------|----------|----------|--------------|----------------------------------|------|--------|------------------|-----------------|--------|--------|------------------|
| | | Summer | Fall | Winter | | Summer | Fall | Winter | | Summer | Fall | Winter | |
| <u>College of Allied Health Sciences</u> | | | | | | | | | | | | | |
| <u>Dental Hygiene and Medical Imaging</u> | | | | | | | | | | | | | |
| SONO | 2005-06 | 0.00 | 0.00 | 263.00 | 263.00 | 0.00 | 0.00 | 1.36 | 0.68 | 193.67 | 387.35 | | |
| <u>Health Management</u> | | | | | | | | | | | | | |
| CCHS | 2001-02 | 113.00 | 873.00 | 791.00 | 1,664.00 | 0.44 | 2.63 | 2.44 | 2.53 | 259.44 | 332.14 | 324.76 | 657.18 |
| CCHS | 2002-03 | 130.00 | 1,159.00 | 819.00 | 1,978.00 | 0.35 | 3.52 | 2.93 | 3.23 | 374.49 | 328.96 | 279.18 | 612.69 |
| CCHS | 2003-04 | 279.00 | 1,222.00 | 1,074.00 | 2,296.00 | 1.04 | 3.53 | 3.27 | 3.40 | 268.74 | 346.48 | 328.35 | 675.52 |
| EHSM | 2001-02 | 104.00 | 459.00 | 580.00 | 1,039.00 | 0.82 | 3.28 | 3.08 | 3.18 | 126.24 | 139.85 | 188.18 | 326.52 |
| EHSM | 2002-03 | 232.00 | 453.00 | 565.00 | 1,018.00 | 1.84 | 2.55 | 4.22 | 3.38 | 126.09 | 177.70 | 134.00 | 300.93 |
| EHSM | 2003-04 | 181.00 | 684.00 | 459.00 | 1,143.00 | 0.99 | 2.92 | 3.23 | 3.07 | 182.21 | 234.01 | 142.31 | 371.81 |
| HCSA | 2001-02 | 276.00 | 265.00 | 327.00 | 592.00 | 2.08 | 1.80 | 2.03 | 1.92 | 132.61 | 146.91 | 161.10 | 308.85 |
| HCSA | 2002-03 | 160.00 | 327.00 | 490.00 | 817.00 | 1.22 | 1.66 | 2.32 | 1.99 | 130.84 | 196.59 | 211.49 | 410.53 |
| HCSA | 2003-04 | 176.00 | 524.00 | 585.00 | 1,109.00 | 1.67 | 2.04 | 2.79 | 2.41 | 105.32 | 256.93 | 209.90 | 459.55 |
| MNIS | 2001-02 | 366.00 | 727.00 | 873.00 | 1,600.00 | 2.38 | 4.12 | 4.08 | 4.10 | 154.04 | 176.50 | 213.97 | 390.29 |
| MNIS | 2002-03 | 452.00 | 870.00 | 1,003.00 | 1,873.00 | 2.57 | 2.64 | 3.40 | 3.02 | 175.60 | 329.03 | 295.20 | 620.01 |
| MNIS | 2003-04 | 496.00 | 1,161.00 | 1,280.00 | 2,441.00 | 2.84 | 4.30 | 5.47 | 4.88 | 174.85 | 270.18 | 233.94 | 499.76 |
| <u>Health Management Department</u> | | | | | | | | | | | | | |
| CCHS | 2004-05 | 284.00 | 1,176.00 | 985.00 | 2,161.00 | 1.18 | 3.20 | 3.07 | 3.13 | 241.65 | 367.42 | 321.32 | 689.73 |
| CCHS | 2005-06 | 317.00 | 1,476.00 | 0.00 | 1,476.00 | 1.35 | 4.68 | 0.00 | 2.34 | 235.04 | 315.71 | | 631.41 |
| CLLS | 2004-05 | 0.00 | 271.00 | 379.00 | 650.00 | 0.00 | 2.58 | 2.89 | 2.74 | | 105.04 | 131.14 | 237.66 |
| CLLS | 2005-06 | 217.00 | 491.00 | 0.00 | 491.00 | 1.74 | 3.08 | 0.00 | 1.54 | 124.71 | 159.48 | | 318.96 |

FERRIS STATE UNIVERSITY

Student Credit Hours (SCH), Full Time Equated Faculty (FTEF) and SCH/FTEF Aggregated by Course Prefix within College and Department

| Prefix | Year | <u>Student Credit Hours</u> | | | F + W (a) | <u>Full Time Equated Faculty</u> | | | | <u>SCH/FTEF</u> | | | F + W (a / b) |
|---|---------|-----------------------------|----------|----------|--------------|----------------------------------|------|--------|------------------|-----------------|--------|--------|------------------|
| | | Summer | Fall | Winter | | Summer | Fall | Winter | Avg F + W (b) | Summer | Fall | Winter | |
| <u>College of Allied Health Sciences</u> | | | | | | | | | | | | | |
| <u>Health Management Department</u> | | | | | | | | | | | | | |
| EHSM | 2004-05 | 246.00 | 576.00 | 555.00 | 1,131.00 | 1.29 | 3.26 | 3.61 | 3.44 | 190.78 | 176.42 | 153.69 | 328.97 |
| EHSM | 2005-06 | 299.00 | 669.00 | 0.00 | 669.00 | 1.71 | 5.17 | 0.00 | 2.58 | 174.56 | 129.45 | | 258.90 |
| HCSA | 2004-05 | 132.00 | 1,125.00 | 962.00 | 2,087.00 | 0.78 | 4.30 | 3.21 | 3.76 | 169.23 | 261.58 | 299.51 | 555.59 |
| HCSA | 2005-06 | 270.00 | 1,349.00 | 0.00 | 1,349.00 | 1.72 | 3.85 | 0.00 | 1.92 | 157.26 | 350.67 | | 701.35 |
| MIRIS | 2004-05 | 714.00 | 1,185.00 | 1,308.00 | 2,493.00 | 3.37 | 4.81 | 5.32 | 5.06 | 211.87 | 246.48 | 246.03 | 492.49 |
| MIRIS | 2005-06 | 724.00 | 1,409.00 | 0.00 | 1,409.00 | 4.19 | 5.26 | 0.00 | 2.63 | 172.68 | 267.78 | | 535.56 |
| RESP | 2004-05 | 266.00 | 430.00 | 423.00 | 853.00 | 1.41 | 2.32 | 2.19 | 2.26 | 188.62 | 185.41 | 192.87 | 378.08 |
| RESP | 2005-06 | 505.00 | 754.00 | 0.00 | 754.00 | 1.83 | 4.03 | 0.00 | 2.02 | 275.77 | 186.91 | | 373.82 |
| <u>Health Related Programs</u> | | | | | | | | | | | | | |
| CLLS | 2001-02 | 231.00 | 190.00 | 306.00 | 496.00 | 2.65 | 3.00 | 3.00 | 3.00 | 87.17 | 63.33 | 102.00 | 165.33 |
| CLLS | 2002-03 | 200.00 | 284.00 | 268.00 | 552.00 | 1.45 | 2.90 | 2.61 | 2.75 | 137.93 | 97.93 | 102.68 | 200.36 |
| CLLS | 2003-04 | 93.00 | 289.00 | 406.00 | 695.00 | 0.93 | 2.33 | 2.65 | 2.49 | 100.00 | 124.03 | 153.21 | 279.12 |
| CLLS | 2004-05 | 107.00 | 0.00 | 0.00 | 0.00 | 0.60 | 0.00 | 0.00 | 0.00 | 179.53 | | | |
| NUCM | 2001-02 | 120.00 | 513.00 | 341.00 | 854.00 | 1.00 | 2.00 | 1.90 | 1.95 | 120.00 | 256.50 | 179.47 | 437.95 |
| NUCM | 2002-03 | 133.00 | 503.00 | 381.00 | 884.00 | 1.00 | 2.38 | 1.69 | 2.04 | 133.00 | 211.34 | 225.44 | 434.40 |
| NUCM | 2003-04 | 120.00 | 519.00 | 401.00 | 920.00 | 1.00 | 2.00 | 2.00 | 2.00 | 120.00 | 259.50 | 200.50 | 460.00 |
| NUCM | 2004-05 | 190.00 | 0.00 | 0.00 | 0.00 | 1.06 | 0.00 | 0.00 | 0.00 | 179.25 | | | |
| OPTI | 2001-02 | 32.00 | 80.00 | 56.00 | 136.00 | 0.33 | 0.76 | 1.42 | 1.09 | 96.00 | 104.62 | 39.44 | 124.50 |
| OPTI | 2002-03 | 36.00 | 0.00 | 0.00 | 0.00 | 0.67 | 0.00 | 0.00 | 0.00 | 54.00 | | | |

FERRIS STATE UNIVERSITY

Student Credit Hours (SCH), Full Time Equated Faculty (FTEF) and SCH/FTEF Aggregated by Course Prefix within College and Department

| Prefix | Year | <u>Student Credit Hours</u> | | | F + W (a) | <u>Full Time Equated Faculty</u> | | | | Avg F + W (b) | <u>SCH/FTEF</u> | | | F + W (a / b) |
|---|---------|-----------------------------|----------|--------|--------------|----------------------------------|------|--------|--------|------------------|-----------------|--------|--------|------------------|
| | | Summer | Fall | Winter | | Summer | Fall | Winter | Summer | | Fall | Winter | | |
| <u>College of Allied Health Sciences</u> | | | | | | | | | | | | | | |
| <u>Health Related Programs</u> | | | | | | | | | | | | | | |
| RADI | 2001-02 | 844.00 | 1,041.00 | 960.00 | 2,001.00 | 2.48 | 2.92 | 3.00 | 2.96 | 340.32 | 356.91 | 320.00 | 676.39 | |
| RADI | 2002-03 | 599.00 | 1,050.00 | 951.00 | 2,001.00 | 2.50 | 3.00 | 3.00 | 3.00 | 239.60 | 350.00 | 317.00 | 667.00 | |
| RADI | 2003-04 | 623.00 | 1,104.00 | 993.00 | 2,097.00 | 2.50 | 2.70 | 2.90 | 2.80 | 249.20 | 408.76 | 342.41 | 748.81 | |
| RADI | 2004-05 | 664.00 | 0.00 | 0.00 | 0.00 | 1.26 | 0.00 | 0.00 | 0.00 | 527.28 | | | | |
| RESP | 2001-02 | 54.00 | 137.00 | 112.00 | 249.00 | 1.00 | 2.00 | 2.00 | 2.00 | 54.00 | 68.50 | 56.00 | 124.50 | |
| RESP | 2002-03 | 144.00 | 131.00 | 132.00 | 263.00 | 1.00 | 2.00 | 1.86 | 1.93 | 144.00 | 65.50 | 71.08 | 136.37 | |
| RESP | 2003-04 | 168.00 | 338.00 | 453.00 | 791.00 | 1.00 | 2.00 | 2.41 | 2.20 | 168.00 | 169.00 | 188.16 | 358.93 | |
| RESP | 2004-05 | 156.00 | 0.00 | 0.00 | 0.00 | 0.71 | 0.00 | 0.00 | 0.00 | 221.00 | | | | |
| SONO | 2001-02 | 0.00 | 125.00 | 100.00 | 225.00 | 0.00 | 1.00 | 1.00 | 1.00 | 125.00 | 100.00 | 100.00 | 225.00 | |
| SONO | 2002-03 | 108.00 | 341.00 | 331.00 | 672.00 | 1.00 | 1.50 | 1.50 | 1.50 | 108.00 | 227.33 | 220.67 | 448.00 | |
| SONO | 2003-04 | 141.00 | 350.00 | 330.00 | 680.00 | 0.75 | 2.00 | 2.00 | 2.00 | 187.17 | 175.00 | 165.00 | 340.00 | |
| SONO | 2004-05 | 120.00 | 0.00 | 0.00 | 0.00 | 0.89 | 0.00 | 0.00 | 0.00 | 134.83 | | | | |
| <u>Imaging Sciences</u> | | | | | | | | | | | | | | |
| NUCM | 2004-05 | 0.00 | 710.00 | 534.00 | 1,244.00 | 0.00 | 2.00 | 2.11 | 2.05 | | 355.00 | 253.08 | 605.35 | |
| NUCM | 2005-06 | 170.00 | 630.00 | 0.00 | 630.00 | 1.20 | 1.93 | 0.00 | 0.96 | 141.67 | 326.67 | | 653.33 | |
| RADI | 2004-05 | 0.00 | 1,068.00 | 936.00 | 2,004.00 | 0.00 | 2.81 | 2.48 | 2.64 | | 380.67 | 377.42 | 758.29 | |
| RADI | 2005-06 | 607.00 | 1,020.00 | 0.00 | 1,020.00 | 0.83 | 3.07 | 0.00 | 1.54 | 731.33 | 332.14 | | 664.29 | |
| SONO | 2004-05 | 0.00 | 298.00 | 277.00 | 575.00 | 0.00 | 0.95 | 1.27 | 1.11 | | 313.68 | 218.11 | 518.02 | |
| SONO | 2005-06 | 129.00 | 274.00 | 0.00 | 274.00 | 1.23 | 1.63 | 0.00 | 0.82 | 104.77 | 167.59 | | 335.18 | |

FERRIS STATE UNIVERSITY

Student Credit Hours (SCH), Full Time Equated Faculty (FTEF) and SCH/FTEF Aggregated by Course Prefix within College and Department

| Prefix | Year | <u>Student Credit Hours</u> | | | F + W (a) | <u>Full Time Equated Faculty</u> | | | Avg F + W (b) | <u>SCH/FTEF</u> | | | F + W (a / b) |
|--|---------|-----------------------------|----------|----------|--------------|----------------------------------|-------|--------|------------------|-----------------|--------|--------|------------------|
| | | Summer | Fall | Winter | | Summer | Fall | Winter | | Summer | Fall | Winter | |
| <u>College of Allied Health Sciences</u> | | | | | | | | | | | | | |
| <u>Nursing & Dental Hygiene</u> | | | | | | | | | | | | | |
| DHYG | 2001-02 | 64.00 | 1,324.00 | 1,190.00 | 2,514.00 | 1.00 | 3.90 | 4.16 | 4.03 | 64.00 | 339.80 | 286.06 | 624.10 |
| DHYG | 2002-03 | 46.00 | 1,344.00 | 1,174.00 | 2,518.00 | 1.00 | 4.22 | 4.34 | 4.28 | 46.00 | 318.18 | 270.51 | 588.04 |
| DHYG | 2003-04 | 62.00 | 1,467.00 | 1,248.00 | 2,715.00 | 1.00 | 4.91 | 4.22 | 4.56 | 62.00 | 298.94 | 295.73 | 594.92 |
| DHYG | 2004-05 | 68.00 | 1,489.00 | 1,397.00 | 2,886.00 | 1.00 | 4.52 | 5.05 | 4.78 | 68.00 | 329.45 | 276.63 | 603.16 |
| DHYG | 2005-06 | 0.00 | 1,444.00 | 0.00 | 1,444.00 | 0.00 | 3.76 | 0.00 | 1.88 | | 383.61 | | 767.21 |
| NURS | 2001-02 | 551.00 | 1,370.00 | 1,292.00 | 2,662.00 | 4.00 | 9.48 | 8.68 | 9.08 | 137.75 | 144.53 | 148.87 | 293.20 |
| NURS | 2002-03 | 598.00 | 1,271.00 | 1,310.00 | 2,581.00 | 4.76 | 8.30 | 9.72 | 9.01 | 125.61 | 153.13 | 134.80 | 286.49 |
| NURS | 2003-04 | 366.00 | 1,633.00 | 1,710.00 | 3,343.00 | 1.64 | 10.69 | 12.50 | 11.59 | 222.78 | 152.83 | 136.82 | 288.40 |
| NURS | 2004-05 | 476.00 | 1,820.00 | 1,712.00 | 3,532.00 | 3.48 | 9.81 | 10.96 | 10.39 | 136.78 | 185.51 | 156.16 | 340.04 |
| NURS | 2005-06 | 366.00 | 1,824.00 | 0.00 | 1,824.00 | 3.34 | 9.78 | 0.00 | 4.89 | 109.58 | 186.43 | | 372.85 |
| <u>School of Nursing</u> | | | | | | | | | | | | | |
| NURS | 2005-06 | 0.00 | 0.00 | 1,580.00 | 1,580.00 | 0.00 | 0.00 | 7.60 | 3.80 | | | 207.94 | 415.89 |

FERRIS STATE UNIVERSITY

Student Credit Hours (SCH), Full Time Equated Faculty (FTEF) and SCH/FTEF Aggregated by Course Prefix within College and Department

| Prefix | Year | <u>Student Credit Hours</u> | | | F + W (a) | <u>Full Time Equated Faculty</u> | | | Avg F + W (b) | <u>SCH/FTEF</u> | | | F + W (a / b) |
|---------------------------------------|---------|-----------------------------|----------|----------|--------------|----------------------------------|-------|--------|------------------|-----------------|--------|--------|------------------|
| | | Summer | Fall | Winter | | Summer | Fall | Winter | | Summer | Fall | Winter | |
| <u>College of Arts and Sciences</u> | | | | | | | | | | | | | |
| <u>Biological Sciences</u> | | | | | | | | | | | | | |
| BIOL | 2001-02 | 1,370.00 | 6,681.00 | 5,861.00 | 12,542.00 | 7.53 | 20.12 | 19.05 | 19.58 | 182.00 | 332.08 | 307.65 | 640.40 |
| BIOL | 2002-03 | 1,619.00 | 7,492.00 | 6,159.00 | 13,651.00 | 8.31 | 21.74 | 20.99 | 21.37 | 194.76 | 344.56 | 293.40 | 638.86 |
| BIOL | 2003-04 | 1,440.00 | 8,037.00 | 6,668.00 | 14,705.00 | 8.21 | 23.28 | 21.35 | 22.31 | 175.48 | 345.29 | 312.32 | 659.03 |
| BIOL | 2004-05 | 1,728.00 | 7,940.00 | 6,971.00 | 14,911.00 | 7.71 | 22.23 | 22.11 | 22.17 | 224.10 | 357.09 | 315.33 | 672.55 |
| BIOL | 2005-06 | 1,968.00 | 8,471.00 | 7,048.00 | 15,519.00 | 8.58 | 25.99 | 23.30 | 24.64 | 229.33 | 325.93 | 302.52 | 629.73 |
| HORT | 2001-02 | 108.00 | 326.00 | 251.00 | 577.00 | 0.84 | 2.41 | 1.79 | 2.10 | 128.25 | 135.39 | 140.54 | 275.17 |
| HORT | 2002-03 | 117.00 | 277.00 | 190.00 | 467.00 | 0.84 | 2.36 | 1.80 | 2.08 | 138.94 | 117.21 | 105.56 | 224.34 |
| HORT | 2003-04 | 93.00 | 301.00 | 180.00 | 481.00 | 0.81 | 2.24 | 1.80 | 2.02 | 114.96 | 134.38 | 100.00 | 238.12 |
| HORT | 2004-05 | 123.00 | 233.00 | 161.00 | 394.00 | 0.81 | 2.22 | 1.98 | 2.10 | 151.47 | 105.19 | 81.18 | 187.69 |
| HORT | 2005-06 | 85.00 | 212.00 | 167.00 | 379.00 | 0.83 | 2.15 | 1.80 | 1.98 | 102.24 | 98.55 | 92.78 | 191.84 |
| <u>College of Arts & Sciences</u> | | | | | | | | | | | | | |
| COAS | 2002-03 | 0.00 | 7.00 | 0.00 | 7.00 | 0.00 | 0.08 | 0.00 | 0.04 | 0.00 | 91.00 | | 182.00 |
| <u>Humanities</u> | | | | | | | | | | | | | |
| AFAM | 2004-05 | 0.00 | 57.00 | 0.00 | 57.00 | 0.00 | 0.25 | 0.00 | 0.13 | | 228.00 | | 456.00 |
| AFAM | 2005-06 | 0.00 | 27.00 | 0.00 | 27.00 | 0.00 | 0.25 | 0.00 | 0.13 | | 108.00 | | 216.00 |
| AMST | 2005-06 | 0.00 | 24.00 | 0.00 | 24.00 | 0.00 | 0.25 | 0.00 | 0.13 | | 96.00 | | 192.00 |
| ARTH | 2001-02 | 31.00 | 210.00 | 255.00 | 465.00 | 0.19 | 0.58 | 0.58 | 0.58 | 166.00 | 360.00 | 437.14 | 797.14 |
| ARTH | 2002-03 | 0.00 | 249.00 | 364.00 | 613.00 | 0.00 | 0.75 | 0.83 | 0.79 | | 332.00 | 436.80 | 774.32 |
| ARTH | 2003-04 | 0.00 | 207.00 | 372.00 | 579.00 | 0.00 | 0.69 | 1.00 | 0.84 | | 301.09 | 372.00 | 686.22 |

FERRIS STATE UNIVERSITY

Student Credit Hours (SCH), Full Time Equated Faculty (FTEF) and SCH/FTEF Aggregated by Course Prefix within College and Department

| Prefix | Year | Student Credit Hours | | | F + W (a) | Full Time Equated Faculty | | | | SCH/FTEF | | | F + W (a / b) |
|--|---------|----------------------|----------|----------|--------------|---------------------------|-------|--------|------------------|----------|--------|--------|------------------|
| | | Summer | Fall | Winter | | Summer | Fall | Winter | Avg F + W (b) | Summer | Fall | Winter | |
| <u>College of Arts and Sciences</u> | | | | | | | | | | | | | |
| <u>Humanities</u> | | | | | | | | | | | | | |
| ARTH | 2004-05 | 51.00 | 255.00 | 579.00 | 834.00 | 0.35 | 0.69 | 1.49 | 1.09 | 144.00 | 370.91 | 387.85 | 765.01 |
| ARTH | 2005-06 | 102.00 | 183.00 | 435.00 | 618.00 | 0.30 | 0.75 | 1.00 | 0.87 | 340.00 | 244.59 | 435.00 | 707.02 |
| ARTS | 2001-02 | 48.00 | 531.00 | 564.00 | 1,095.00 | 0.25 | 2.00 | 2.00 | 2.00 | 192.00 | 265.50 | 282.00 | 547.50 |
| ARTS | 2002-03 | 57.00 | 582.00 | 606.00 | 1,188.00 | 0.25 | 2.25 | 2.25 | 2.25 | 228.00 | 258.67 | 269.33 | 528.00 |
| ARTS | 2003-04 | 66.00 | 598.00 | 597.00 | 1,195.00 | 0.25 | 2.25 | 2.25 | 2.25 | 264.00 | 265.78 | 265.33 | 531.11 |
| ARTS | 2004-05 | 49.00 | 556.00 | 570.00 | 1,126.00 | 0.34 | 2.25 | 2.25 | 2.25 | 144.12 | 247.11 | 253.33 | 500.44 |
| ARTS | 2005-06 | 39.00 | 516.00 | 534.00 | 1,050.00 | 0.25 | 2.25 | 2.00 | 2.13 | 156.00 | 229.33 | 267.00 | 494.12 |
| COMH | 2001-02 | 0.00 | 333.00 | 0.00 | 333.00 | 0.00 | 1.38 | 0.00 | 0.69 | | 242.18 | | 484.36 |
| COMH | 2002-03 | 0.00 | 405.00 | 0.00 | 405.00 | 0.00 | 1.50 | 0.00 | 0.75 | | 270.00 | | 540.00 |
| COMH | 2003-04 | 0.00 | 576.00 | 0.00 | 576.00 | 0.00 | 2.25 | 0.00 | 1.13 | | 256.00 | | 512.00 |
| COMH | 2004-05 | 0.00 | 591.00 | 0.00 | 591.00 | 0.00 | 2.00 | 0.00 | 1.00 | | 295.50 | | 591.00 |
| COMH | 2005-06 | 0.00 | 624.00 | 0.00 | 624.00 | 0.00 | 2.00 | 0.00 | 1.00 | | 312.00 | | 624.00 |
| COMM | 2001-02 | 756.00 | 4,533.00 | 4,440.00 | 8,973.00 | 3.00 | 14.96 | 14.33 | 14.65 | 252.00 | 302.98 | 309.87 | 612.70 |
| COMM | 2002-03 | 627.00 | 4,857.00 | 4,646.00 | 9,503.00 | 3.00 | 15.50 | 16.75 | 16.13 | 209.00 | 313.35 | 277.37 | 589.33 |
| COMM | 2003-04 | 653.00 | 5,135.00 | 4,494.00 | 9,629.00 | 3.22 | 17.25 | 16.00 | 16.63 | 202.80 | 297.68 | 280.88 | 579.19 |
| COMM | 2004-05 | 780.00 | 5,101.00 | 4,214.00 | 9,315.00 | 3.54 | 17.25 | 16.00 | 16.63 | 220.65 | 295.71 | 263.38 | 560.30 |
| COMM | 2005-06 | 880.00 | 5,148.00 | 4,380.00 | 9,528.00 | 3.97 | 17.16 | 14.92 | 16.04 | 221.66 | 299.91 | 293.57 | 593.92 |
| HIST | 2001-02 | 378.00 | 1,947.00 | 2,028.00 | 3,975.00 | 1.25 | 4.00 | 4.25 | 4.13 | 302.40 | 486.75 | 477.18 | 963.64 |
| HIST | 2002-03 | 414.00 | 1,533.00 | 1,947.00 | 3,480.00 | 1.50 | 3.69 | 4.25 | 3.97 | 276.00 | 415.19 | 458.12 | 876.32 |
| HIST | 2003-04 | 279.00 | 1,881.00 | 2,439.00 | 4,320.00 | 1.25 | 4.17 | 5.50 | 4.83 | 223.20 | 451.44 | 443.45 | 893.79 |
| HIST | 2004-05 | 567.00 | 2,661.00 | 2,520.00 | 5,181.00 | 2.00 | 7.50 | 6.36 | 6.93 | 283.50 | 354.80 | 396.40 | 747.77 |

FERRIS STATE UNIVERSITY

Student Credit Hours (SCH), Full Time Equated Faculty (FTEF) and SCH/FTEF Aggregated by Course Prefix within College and Department

| Prefix | Year | <u>Student Credit Hours</u> | | | F + W (a) | <u>Full Time Equated Faculty</u> | | | <u>SCH/FTEF</u> | | | F + W (a / b) | |
|-------------------------------------|---------|-----------------------------|-----------|----------|--------------|----------------------------------|-------|--------|------------------|--------|--------|------------------|--------|
| | | Summer | Fall | Winter | | Summer | Fall | Winter | Summer | Fall | Winter | | |
| | | | | | | Summer | Fall | Winter | Avg F + W (b) | | | | |
| <u>College of Arts and Sciences</u> | | | | | | | | | | | | | |
| <u>Humanities</u> | | | | | | | | | | | | | |
| HIST | 2005-06 | 513.00 | 2,529.00 | 2,310.00 | 4,839.00 | 2.51 | 6.75 | 5.50 | 6.13 | 204.38 | 374.67 | 420.00 | 790.04 |
| HUMN | 2001-02 | 405.00 | 2,106.00 | 2,472.00 | 4,578.00 | 1.81 | 6.17 | 5.92 | 6.04 | 223.36 | 341.51 | 417.80 | 757.74 |
| HUMN | 2002-03 | 414.00 | 2,334.00 | 2,715.00 | 5,049.00 | 1.50 | 7.23 | 7.62 | 7.42 | 276.00 | 322.79 | 356.46 | 680.12 |
| HUMN | 2003-04 | 471.00 | 2,589.00 | 2,460.00 | 5,049.00 | 1.50 | 8.08 | 6.86 | 7.47 | 314.00 | 320.29 | 358.75 | 675.88 |
| HUMN | 2004-05 | 378.00 | 2,706.00 | 2,953.00 | 5,659.00 | 1.15 | 8.50 | 7.76 | 8.13 | 329.89 | 318.35 | 380.68 | 696.19 |
| HUMN | 2005-06 | 234.00 | 2,613.00 | 2,892.00 | 5,505.00 | 0.95 | 7.00 | 7.50 | 7.25 | 246.32 | 373.29 | 385.60 | 759.31 |
| MUSI | 2001-02 | 95.00 | 963.00 | 1,162.00 | 2,125.00 | 0.00 | 3.13 | 3.79 | 3.46 | 196.67 | 287.72 | 287.84 | 575.57 |
| MUSI | 2002-03 | 59.00 | 1,043.00 | 1,155.00 | 2,198.00 | 0.30 | 3.63 | 4.01 | 3.82 | 35.59 | 252.00 | 303.53 | 558.96 |
| MUSI | 2003-04 | 21.00 | 882.00 | 1,214.00 | 2,096.00 | 0.59 | 3.50 | 4.00 | 3.75 | 186.00 | 312.59 | 300.50 | 612.07 |
| MUSI | 2004-05 | 93.00 | 1,055.00 | 1,202.00 | 2,257.00 | 0.50 | 3.38 | 4.00 | 3.69 | 124.75 | 280.22 | 301.73 | 582.66 |
| MUSI | 2005-06 | 116.00 | 1,261.00 | 1,450.00 | 2,711.00 | 0.93 | 4.50 | 4.81 | 4.65 | 167.00 | 189.64 | 189.64 | 353.92 |
| THTR | 2001-02 | 4.00 | 334.00 | 298.00 | 632.00 | 0.00 | 2.00 | 1.57 | 1.79 | 138.05 | 132.00 | 132.00 | 270.42 |
| THTR | 2002-03 | 0.00 | 312.00 | 264.00 | 576.00 | 0.00 | 2.26 | 2.00 | 2.13 | 127.50 | 137.50 | 137.50 | 265.00 |
| THTR | 2003-04 | 0.00 | 255.00 | 275.00 | 530.00 | 0.00 | 2.00 | 2.00 | 2.00 | 264.00 | 99.56 | 117.50 | 216.00 |
| THTR | 2004-05 | 33.00 | 224.00 | 235.00 | 459.00 | 0.13 | 2.25 | 2.00 | 2.13 | 84.00 | 101.50 | 146.00 | 247.50 |
| THTR | 2005-06 | 21.00 | 203.00 | 292.00 | 495.00 | 0.25 | 2.00 | 2.00 | 2.00 | 0.00 | 0.00 | 0.00 | 0.00 |
| WGST | 2004-05 | 0.00 | 0.00 | 69.00 | 69.00 | 0.00 | 0.00 | 0.00 | 0.00 | 0.00 | 0.00 | 0.00 | 0.00 |
| WGST | 2005-06 | 0.00 | 0.00 | 135.00 | 135.00 | 0.00 | 0.00 | 0.00 | 0.00 | 239.08 | 255.06 | 242.95 | 499.24 |
| ENGL | 2001-02 | 1,872.00 | 10,165.00 | 7,896.00 | 18,061.00 | 7.83 | 39.85 | 32.50 | 36.18 | | | | |

Language and Literature

FERRIS STATE UNIVERSITY

Student Credit Hours (SCH), Full Time Equated Faculty (FTEF) and SCH/FTEF Aggregated by Course Prefix within College and Department

| Prefix | Year | Student Credit Hours | | | F + W (a) | Full Time Equated Faculty | | | Avg F + W (b) | SCH/FTEF | | | F + W (a / b) |
|--|---------|----------------------|-----------|----------|--------------|---------------------------|-------|--------|------------------|----------|--------|--------|------------------|
| | | Summer | Fall | Winter | | Summer | Fall | Winter | | Summer | Fall | Winter | |
| <u>College of Arts and Sciences</u> | | | | | | | | | | | | | |
| <u>Language and Literature</u> | | | | | | | | | | | | | |
| ENGL | 2002-03 | 1,928.00 | 9,510.00 | 7,938.00 | 17,448.00 | 9.37 | 40.81 | 32.96 | 36.88 | 205.76 | 233.03 | 240.87 | 473.06 |
| ENGL | 2003-04 | 1,686.00 | 10,103.00 | 7,821.00 | 17,924.00 | 8.16 | 39.13 | 32.80 | 35.96 | 206.58 | 258.21 | 238.45 | 498.40 |
| ENGL | 2004-05 | 1,905.00 | 9,398.00 | 7,189.00 | 16,587.00 | 9.05 | 38.90 | 32.12 | 35.51 | 210.50 | 241.61 | 223.84 | 467.15 |
| ENGL | 2005-06 | 1,844.00 | 9,590.00 | 7,728.00 | 17,318.00 | 9.17 | 40.05 | 33.50 | 36.77 | 201.08 | 239.47 | 230.71 | 470.96 |
| FREN | 2001-02 | 191.00 | 422.00 | 364.00 | 786.00 | 0.82 | 1.66 | 1.66 | 1.66 | 233.44 | 254.22 | 219.28 | 473.49 |
| FREN | 2002-03 | 149.00 | 421.00 | 368.00 | 789.00 | 0.82 | 1.67 | 1.92 | 1.79 | 182.11 | 252.10 | 191.67 | 439.55 |
| FREN | 2003-04 | 96.00 | 369.00 | 327.00 | 696.00 | 0.83 | 1.54 | 1.33 | 1.43 | 115.66 | 240.23 | 245.60 | 485.45 |
| FREN | 2004-05 | 110.00 | 350.00 | 378.00 | 728.00 | 0.25 | 1.25 | 1.33 | 1.29 | 440.00 | 280.00 | 284.21 | 564.34 |
| FREN | 2005-06 | 194.00 | 345.00 | 413.00 | 758.00 | 0.58 | 1.58 | 2.00 | 1.79 | 334.48 | 218.35 | 206.50 | 423.46 |
| GERM | 2001-02 | 29.00 | 239.00 | 202.00 | 441.00 | 0.25 | 1.00 | 1.00 | 1.00 | 116.00 | 239.00 | 202.00 | 441.00 |
| GERM | 2002-03 | 0.00 | 219.00 | 197.00 | 416.00 | 0.00 | 1.00 | 1.00 | 1.00 | | 219.00 | 197.00 | 416.00 |
| GERM | 2003-04 | 30.00 | 231.00 | 242.00 | 473.00 | 0.25 | 1.00 | 0.92 | 0.96 | 120.00 | 231.00 | 264.00 | 493.57 |
| GERM | 2004-05 | 0.00 | 219.00 | 226.00 | 445.00 | 0.00 | 1.00 | 0.92 | 0.96 | | 219.00 | 246.55 | 464.35 |
| GERM | 2005-06 | 15.00 | 272.00 | 334.00 | 606.00 | 0.25 | 1.00 | 1.25 | 1.13 | 60.00 | 272.00 | 267.20 | 538.67 |
| JRNL | 2001-02 | 0.00 | 144.00 | 114.00 | 258.00 | 0.00 | 0.92 | 0.67 | 0.79 | | 157.09 | 171.00 | 325.89 |
| JRNL | 2002-03 | 0.00 | 111.00 | 180.00 | 291.00 | 0.00 | 0.67 | 1.25 | 0.96 | | 166.50 | 144.00 | 303.65 |
| JRNL | 2003-04 | 0.00 | 129.00 | 129.00 | 258.00 | 0.00 | 0.67 | 0.67 | 0.67 | | 193.50 | 193.50 | 387.00 |
| JRNL | 2004-05 | 0.00 | 144.00 | 123.00 | 267.00 | 0.00 | 0.92 | 0.67 | 0.79 | | 157.09 | 184.50 | 337.26 |
| JRNL | 2005-06 | 0.00 | 162.00 | 138.00 | 300.00 | 0.00 | 1.00 | 0.67 | 0.83 | | 162.00 | 207.00 | 360.00 |
| LANG | 2002-03 | 0.00 | 0.00 | 75.00 | 75.00 | 0.00 | 0.00 | 0.25 | 0.13 | | | 300.00 | 600.00 |
| LANG | 2003-04 | 27.00 | 7.00 | 168.00 | 175.00 | 0.25 | 0.00 | 0.50 | 0.25 | 108.00 | | 336.96 | 702.01 |

FERRIS STATE UNIVERSITY

Student Credit Hours (SCH), Full Time Equated Faculty (FTEF) and SCH/FTEF Aggregated by Course Prefix within College and Department

| Prefix | Year | <u>Student Credit Hours</u> | | | F + W (a) | <u>Full Time Equated Faculty</u> | | | Avg F + W (b) | <u>SCH/FTEF</u> | | | F + W (a / b) |
|--|---------|-----------------------------|-----------|----------|--------------|----------------------------------|-------|--------|------------------|-----------------|--------|--------|------------------|
| | | Summer | Fall | Winter | | Summer | Fall | Winter | | Summer | Fall | Winter | |
| <u>College of Arts and Sciences</u> | | | | | | | | | | | | | |
| <u>Language and Literature</u> | | | | | | | | | | | | | |
| LANG | 2004-05 | 57.00 | 8.00 | 117.00 | 125.00 | 0.25 | 0.00 | 0.50 | 0.25 | 228.00 | 234.00 | 500.00 | |
| LANG | 2005-06 | 48.00 | 99.00 | 174.00 | 273.00 | 0.25 | 0.50 | 0.75 | 0.62 | 192.00 | 199.45 | 438.07 | |
| LITR | 2001-02 | 153.00 | 1,452.00 | 1,719.00 | 3,171.00 | 0.75 | 6.14 | 6.83 | 6.49 | 204.00 | 236.51 | 488.87 | |
| LITR | 2002-03 | 261.00 | 1,689.00 | 1,893.00 | 3,582.00 | 1.79 | 7.65 | 9.22 | 8.44 | 145.81 | 220.85 | 424.65 | |
| LITR | 2003-04 | 144.00 | 1,368.00 | 1,686.00 | 3,054.00 | 0.75 | 6.92 | 6.68 | 6.80 | 192.37 | 197.78 | 449.20 | |
| LITR | 2004-05 | 159.00 | 1,194.00 | 1,430.00 | 2,624.00 | 1.20 | 6.67 | 8.22 | 7.44 | 132.50 | 179.10 | 352.47 | |
| LITR | 2005-06 | 135.00 | 1,161.00 | 1,448.00 | 2,609.00 | 0.90 | 5.35 | 6.93 | 6.14 | 150.38 | 217.01 | 425.03 | |
| SPAN | 2001-02 | 123.00 | 911.00 | 855.00 | 1,766.00 | 0.65 | 3.33 | 3.33 | 3.33 | 189.76 | 273.57 | 530.33 | |
| SPAN | 2002-03 | 192.00 | 948.00 | 943.00 | 1,891.00 | 1.57 | 3.33 | 4.00 | 3.67 | 122.36 | 284.68 | 515.96 | |
| SPAN | 2003-04 | 359.00 | 1,084.00 | 1,120.00 | 2,204.00 | 1.66 | 4.00 | 4.58 | 4.29 | 216.27 | 271.00 | 513.75 | |
| SPAN | 2004-05 | 121.00 | 1,036.00 | 1,233.00 | 2,269.00 | 0.33 | 3.66 | 4.58 | 4.12 | 366.67 | 283.06 | 550.73 | |
| SPAN | 2005-06 | 445.00 | 1,275.00 | 1,517.00 | 2,792.00 | 1.91 | 4.66 | 5.33 | 4.99 | 232.98 | 273.61 | 558.96 | |
| <u>Mathematics</u> | | | | | | | | | | | | | |
| CPSC | 2001-02 | 39.00 | 69.00 | 32.00 | 101.00 | 0.25 | 0.25 | 0.33 | 0.29 | 155.43 | 276.00 | 346.29 | |
| CPSC | 2002-03 | 0.00 | 47.00 | 120.00 | 167.00 | 0.00 | 0.53 | 0.58 | 0.56 | 88.13 | 205.71 | 299.10 | |
| CPSC | 2003-04 | 0.00 | 166.00 | 63.00 | 229.00 | 0.00 | 0.86 | 0.25 | 0.55 | 193.91 | 252.00 | 414.08 | |
| CPSC | 2004-05 | 12.00 | 181.00 | 115.00 | 296.00 | 0.25 | 0.80 | 0.86 | 0.83 | 48.00 | 226.93 | 357.99 | |
| CPSC | 2005-06 | 18.00 | 180.00 | 36.00 | 216.00 | 0.25 | 0.61 | 0.25 | 0.43 | 72.00 | 297.00 | 504.64 | |
| MATH | 2001-02 | 1,173.00 | 10,398.00 | 8,037.00 | 18,435.00 | 5.83 | 30.39 | 24.32 | 27.35 | 201.23 | 342.15 | 673.96 | |
| MATH | 2002-03 | 1,144.00 | 10,423.00 | 7,841.00 | 18,264.00 | 7.07 | 30.86 | 25.00 | 27.93 | 161.81 | 337.79 | 653.96 | |

FERRIS STATE UNIVERSITY

Student Credit Hours (SCH), Full Time Equated Faculty (FTEF) and SCH/FTEF Aggregated by Course Prefix within College and Department

| Prefix | Year | Student Credit Hours | | | F + W (a) | Full Time Equated Faculty | | | Avg F + W (b) | SCH/FTEF | | | F + W (a / b) |
|--------------------------|---------|----------------------|-----------|----------|--------------|---------------------------|-------|--------|------------------|----------|--------|--------|------------------|
| | | Summer | Fall | Winter | | Summer | Fall | Winter | | Summer | Fall | Winter | |
| Mathematics | | | | | | | | | | | | | |
| MATH | 2003-04 | 924.00 | 10,810.00 | 7,705.00 | 18,515.00 | 5.07 | 31.95 | 24.83 | 28.39 | 182.25 | 338.30 | 310.31 | 652.12 |
| MATH | 2004-05 | 1,159.00 | 9,834.00 | 7,487.00 | 17,321.00 | 4.74 | 32.33 | 27.18 | 29.76 | 244.61 | 304.18 | 275.44 | 582.11 |
| MATH | 2005-06 | 1,058.00 | 10,192.00 | 7,591.00 | 17,783.00 | 4.99 | 30.83 | 26.22 | 28.53 | 211.91 | 330.54 | 289.51 | 623.38 |
| Physical Sciences | | | | | | | | | | | | | |
| ASTR | 2001-02 | 80.00 | 0.00 | 220.00 | 220.00 | 0.40 | 0.00 | 0.56 | 0.28 | 200.00 | 0.00 | 396.00 | 792.00 |
| ASTR | 2002-03 | 84.00 | 292.00 | 300.00 | 592.00 | 0.40 | 0.60 | 0.60 | 0.60 | 210.00 | 486.67 | 500.00 | 986.67 |
| ASTR | 2003-04 | 66.00 | 292.00 | 309.00 | 601.00 | 0.32 | 0.60 | 0.60 | 0.60 | 206.25 | 486.67 | 515.00 | 1,001.67 |
| ASTR | 2004-05 | 0.00 | 300.00 | 316.00 | 616.00 | 0.00 | 0.60 | 0.60 | 0.60 | 500.00 | 526.67 | 526.67 | 1,026.67 |
| ASTR | 2005-06 | 39.00 | 224.00 | 308.00 | 532.00 | 0.32 | 0.67 | 0.78 | 0.72 | 121.88 | 336.00 | 397.42 | 738.03 |
| CHEM | 2001-02 | 589.00 | 3,735.00 | 3,418.00 | 7,153.00 | 3.64 | 10.27 | 11.14 | 10.71 | 161.77 | 363.50 | 306.71 | 667.91 |
| CHEM | 2002-03 | 644.00 | 4,279.00 | 3,462.00 | 7,741.00 | 3.44 | 11.08 | 12.69 | 11.88 | 187.38 | 386.29 | 272.90 | 651.52 |
| CHEM | 2003-04 | 648.00 | 4,652.00 | 3,829.00 | 8,481.00 | 3.52 | 12.15 | 13.02 | 12.58 | 184.09 | 382.91 | 294.13 | 673.97 |
| CHEM | 2004-05 | 778.00 | 4,870.00 | 3,982.00 | 8,852.00 | 2.48 | 13.03 | 13.07 | 13.05 | 313.14 | 373.75 | 304.74 | 678.39 |
| CHEM | 2005-06 | 925.00 | 5,441.00 | 4,488.00 | 9,929.00 | 3.12 | 13.69 | 13.81 | 13.75 | 296.47 | 397.40 | 324.98 | 722.07 |
| GEOL | 2001-02 | 0.00 | 341.00 | 47.00 | 388.00 | 0.00 | 1.00 | 0.44 | 0.72 | 341.00 | 105.75 | 537.23 | 140.71 |
| GEOL | 2002-03 | 9.00 | 263.00 | 99.00 | 362.00 | 0.00 | 1.00 | 0.67 | 0.83 | 263.00 | 148.57 | 434.49 | 66.48 |
| GEOL | 2003-04 | 9.00 | 344.00 | 81.00 | 425.00 | 0.17 | 1.00 | 0.33 | 0.67 | 52.50 | 344.00 | 243.00 | 637.50 |
| GEOL | 2004-05 | 12.00 | 345.00 | 84.00 | 429.00 | 0.17 | 1.00 | 0.33 | 0.67 | 70.00 | 345.00 | 252.00 | 643.50 |
| GEOL | 2005-06 | 0.00 | 368.00 | 78.00 | 446.00 | 0.00 | 1.00 | 0.33 | 0.67 | 368.00 | 234.00 | 669.00 | 669.00 |
| INCT | 2001-02 | 0.00 | 50.00 | 53.00 | 103.00 | 0.00 | 0.67 | 0.80 | 0.73 | 75.00 | 66.48 | 140.71 | 140.71 |

College of Arts and Sciences

Mathematics

Physical Sciences

FERRIS STATE UNIVERSITY

Student Credit Hours (SCH), Full Time Equated Faculty (FTEF) and SCH/FTEF Aggregated by Course Prefix within College and Department

| Prefix | Year | <u>Student Credit Hours</u> | | | F + W (a) | <u>Full Time Equated Faculty</u> | | | | <u>SCH/FTEF</u> | | | F + W (a / b) |
|--|---------|-----------------------------|----------|----------|--------------|----------------------------------|------|--------|------------------|-----------------|--------|--------|------------------|
| | | Summer | Fall | Winter | | Summer | Fall | Winter | Avg F + W (b) | Summer | Fall | Winter | |
| <u>College of Arts and Sciences</u> | | | | | | | | | | | | | |
| <u>Physical Sciences</u> | | | | | | | | | | | | | |
| INCT | 2002-03 | 0.00 | 36.00 | 0.00 | 36.00 | 0.00 | 0.67 | 0.00 | 0.33 | 54.00 | | | 108.00 |
| INCT | 2003-04 | 12.00 | 0.00 | 0.00 | 0.00 | 0.17 | 0.00 | 0.00 | 0.00 | 71.86 | | | |
| PHSC | 2001-02 | 0.00 | 176.00 | 272.00 | 448.00 | 0.00 | 0.85 | 0.71 | 0.78 | 207.00 | 385.51 | | 575.92 |
| PHSC | 2002-03 | 0.00 | 172.00 | 280.00 | 452.00 | 0.00 | 0.67 | 0.67 | 0.67 | 258.00 | 420.00 | | 678.00 |
| PHSC | 2003-04 | 84.00 | 192.00 | 288.00 | 480.00 | 0.23 | 0.67 | 0.67 | 0.67 | 367.50 | 432.00 | | 720.00 |
| PHSC | 2004-05 | 76.00 | 184.00 | 288.00 | 472.00 | 0.23 | 0.67 | 0.67 | 0.67 | 332.50 | 432.00 | | 708.00 |
| PHSC | 2005-06 | 92.00 | 200.00 | 292.00 | 492.00 | 0.40 | 0.60 | 0.67 | 0.63 | 230.00 | 438.00 | | 776.84 |
| PHYS | 2001-02 | 152.00 | 1,327.00 | 1,414.00 | 2,741.00 | 0.87 | 4.03 | 4.36 | 4.19 | 174.71 | 329.46 | 324.23 | 653.48 |
| PHYS | 2002-03 | 36.00 | 1,469.00 | 1,525.00 | 2,994.00 | 0.40 | 4.30 | 4.59 | 4.44 | 90.00 | 341.25 | 332.61 | 673.58 |
| PHYS | 2003-04 | 140.00 | 1,444.00 | 1,554.00 | 2,998.00 | 1.00 | 4.30 | 4.40 | 4.35 | 140.00 | 335.44 | 353.18 | 688.82 |
| PHYS | 2004-05 | 65.00 | 1,563.00 | 1,721.00 | 3,284.00 | 0.33 | 4.57 | 4.80 | 4.68 | 196.97 | 342.14 | 358.54 | 701.09 |
| PHYS | 2005-06 | 96.00 | 1,536.00 | 1,851.00 | 3,387.00 | 0.44 | 4.40 | 5.04 | 4.72 | 218.18 | 348.96 | 367.63 | 717.84 |
| <u>Social Sciences</u> | | | | | | | | | | | | | |
| ANTH | 2001-02 | 51.00 | 333.00 | 414.00 | 747.00 | 0.25 | 1.00 | 1.00 | 1.00 | 204.00 | 333.00 | 414.00 | 747.00 |
| ANTH | 2002-03 | 11.00 | 463.00 | 429.00 | 892.00 | 0.00 | 1.25 | 1.00 | 1.13 | | 370.40 | 429.00 | 792.89 |
| ANTH | 2003-04 | 0.00 | 378.00 | 426.00 | 804.00 | 0.00 | 1.00 | 1.00 | 1.00 | | 378.00 | 426.00 | 804.00 |
| ANTH | 2004-05 | 0.00 | 388.00 | 351.00 | 739.00 | 0.00 | 1.00 | 1.00 | 1.00 | | 388.00 | 351.00 | 739.00 |
| ANTH | 2005-06 | 6.00 | 507.00 | 424.00 | 931.00 | 0.00 | 1.00 | 1.25 | 1.13 | | 507.00 | 339.20 | 827.56 |
| GEOG | 2001-02 | 183.00 | 1,034.00 | 882.00 | 1,916.00 | 0.50 | 2.50 | 2.75 | 2.63 | 366.00 | 413.60 | 320.73 | 729.90 |
| GEOG | 2002-03 | 201.00 | 1,081.00 | 1,191.00 | 2,272.00 | 0.75 | 3.00 | 3.25 | 3.13 | 268.00 | 360.33 | 366.46 | 727.04 |

FERRIS STATE UNIVERSITY

Student Credit Hours (SCH), Full Time Equated Faculty (FTEF) and SCH/FTEF Aggregated by Course Prefix within College and Department

| Prefix | Year | Student Credit Hours | | | F + W (a) | Full Time Equated Faculty | | | Avg F + W (b) | SCH/FTEF | | | F + W (a / b) |
|-------------------------------|---------|----------------------|----------|----------|--------------|---------------------------|------|--------|------------------|----------|--------|--------|------------------|
| | | Summer | Fall | Winter | | Summer | Fall | Winter | | Summer | Fall | Winter | |
| <u>Social Sciences</u> | | | | | | | | | | | | | |
| GEOG | 2003-04 | 280.00 | 1,236.00 | 1,425.00 | 2,661.00 | 1.00 | 3.33 | 3.80 | 3.57 | 280.00 | 370.80 | 375.12 | 746.20 |
| GEOG | 2004-05 | 153.00 | 1,245.00 | 1,443.00 | 2,688.00 | 0.50 | 3.50 | 4.06 | 3.78 | 306.00 | 355.71 | 355.20 | 710.88 |
| GEOG | 2005-06 | 228.00 | 1,089.00 | 1,521.00 | 2,610.00 | 1.00 | 3.00 | 4.50 | 3.75 | 228.00 | 363.00 | 338.00 | 696.00 |
| PLSC | 2001-02 | 537.00 | 966.00 | 1,212.00 | 2,178.00 | 2.16 | 2.50 | 2.88 | 2.69 | 248.61 | 386.40 | 421.57 | 810.42 |
| PLSC | 2002-03 | 639.00 | 1,081.00 | 1,330.00 | 2,411.00 | 2.50 | 2.71 | 3.08 | 2.90 | 255.60 | 398.34 | 431.82 | 832.27 |
| PLSC | 2003-04 | 696.00 | 924.00 | 1,331.00 | 2,255.00 | 2.17 | 3.33 | 3.83 | 3.58 | 321.23 | 277.48 | 347.52 | 629.89 |
| PLSC | 2004-05 | 648.00 | 937.00 | 1,275.00 | 2,212.00 | 2.00 | 3.18 | 3.75 | 3.46 | 324.00 | 294.65 | 340.00 | 638.38 |
| PLSC | 2005-06 | 638.00 | 1,086.00 | 1,273.00 | 2,359.00 | 2.53 | 2.64 | 3.42 | 3.03 | 252.54 | 411.88 | 372.22 | 778.98 |
| PSYC | 2001-02 | 595.00 | 3,483.00 | 3,514.00 | 6,997.00 | 1.75 | 8.89 | 8.00 | 8.44 | 340.00 | 391.94 | 439.25 | 828.70 |
| PSYC | 2002-03 | 609.00 | 3,468.00 | 3,559.00 | 7,027.00 | 2.09 | 8.41 | 8.41 | 8.41 | 291.26 | 412.37 | 423.19 | 835.55 |
| PSYC | 2003-04 | 557.00 | 3,669.00 | 3,816.00 | 7,485.00 | 1.83 | 9.91 | 9.25 | 9.58 | 304.37 | 370.23 | 412.76 | 781.52 |
| PSYC | 2004-05 | 405.00 | 3,579.00 | 3,516.00 | 7,095.00 | 1.75 | 9.16 | 8.41 | 8.79 | 231.43 | 390.72 | 418.07 | 807.63 |
| PSYC | 2005-06 | 329.00 | 3,456.00 | 3,474.00 | 6,930.00 | 1.33 | 9.08 | 8.99 | 9.03 | 247.37 | 380.62 | 386.43 | 767.02 |
| SCWK | 2001-02 | 215.00 | 632.00 | 768.00 | 1,400.00 | 2.32 | 6.09 | 6.07 | 6.08 | 92.75 | 103.78 | 126.52 | 230.27 |
| SCWK | 2002-03 | 325.00 | 645.00 | 795.00 | 1,440.00 | 3.75 | 4.92 | 5.66 | 5.29 | 86.67 | 131.01 | 140.46 | 272.13 |
| SCWK | 2003-04 | 228.00 | 635.00 | 985.00 | 1,620.00 | 2.10 | 5.02 | 6.14 | 5.58 | 108.57 | 126.47 | 160.42 | 290.29 |
| SCWK | 2004-05 | 425.00 | 781.00 | 1,006.00 | 1,787.00 | 4.92 | 5.76 | 6.82 | 6.29 | 86.37 | 135.63 | 147.51 | 284.14 |
| SCWK | 2005-06 | 408.00 | 765.00 | 1,060.00 | 1,825.00 | 2.31 | 6.01 | 6.38 | 6.19 | 176.62 | 127.29 | 166.19 | 294.64 |
| SOCY | 2001-02 | 312.00 | 2,499.00 | 2,565.00 | 5,064.00 | 1.25 | 6.50 | 6.00 | 6.25 | 249.60 | 384.46 | 427.50 | 810.24 |
| SOCY | 2002-03 | 294.00 | 2,757.00 | 2,658.00 | 5,415.00 | 1.00 | 7.00 | 7.00 | 7.00 | 294.00 | 393.86 | 379.71 | 773.57 |
| SOCY | 2003-04 | 234.00 | 2,742.00 | 2,664.00 | 5,406.00 | 0.75 | 7.98 | 6.25 | 7.12 | 312.00 | 343.58 | 426.24 | 759.76 |

FERRIS STATE UNIVERSITY

Student Credit Hours (SCH), Full Time Equated Faculty (FTEF) and SCH/FTEF Aggregated by Course Prefix within College and Department

| Prefix | Year | <u>Student Credit Hours</u> | | | F + W (a) | <u>Full Time Equated Faculty</u> | | | Avg F + W (b) | <u>SCH/FTEF</u> | | | F + W (a / b) |
|-------------------------------------|---------|-----------------------------|----------|----------|--------------|----------------------------------|------|--------|------------------|-----------------|--------|--------|------------------|
| | | Summer | Fall | Winter | | Summer | Fall | Winter | | Summer | Fall | Winter | |
| <u>College of Arts and Sciences</u> | | | | | | | | | | | | | |
| <u>Social Sciences</u> | | | | | | | | | | | | | |
| SOCY | 2004-05 | 351.00 | 2,706.00 | 2,772.00 | 5,478.00 | 2.45 | 7.67 | 7.00 | 7.34 | 143.00 | 352.73 | 396.00 | 746.75 |
| SOCY | 2005-06 | 273.00 | 2,745.00 | 2,736.00 | 5,481.00 | 1.25 | 7.50 | 6.57 | 7.03 | 218.40 | 366.00 | 416.55 | 779.21 |
| SSCI | 2001-02 | 0.00 | 269.00 | 373.00 | 642.00 | 0.00 | 0.63 | 1.18 | 0.90 | | 429.39 | 315.21 | 709.47 |
| SSCI | 2002-03 | 0.00 | 246.00 | 402.00 | 648.00 | 0.00 | 0.79 | 1.20 | 0.99 | | 312.05 | 335.00 | 651.80 |
| SSCI | 2003-04 | 3.00 | 287.00 | 413.00 | 700.00 | 0.00 | 0.52 | 1.05 | 0.78 | | 556.87 | 393.33 | 894.35 |
| SSCI | 2004-05 | 54.00 | 306.00 | 454.00 | 760.00 | 0.57 | 1.10 | 1.10 | 1.10 | 95.04 | 277.72 | 412.73 | 690.34 |
| SSCI | 2005-06 | 36.00 | 238.00 | 531.00 | 769.00 | 0.47 | 1.17 | 1.58 | 1.37 | 76.00 | 204.00 | 336.90 | 560.74 |

FERRIS STATE UNIVERSITY

Student Credit Hours (SCH), Full Time Equated Faculty (FTEF) and SCH/FTEF Aggregated by Course Prefix within College and Department

| Prefix | Year | Student Credit Hours | | | F + W (a) | Full Time Equated Faculty | | | | F + W (a / b) | | | |
|--|---------|----------------------|----------|----------|--------------|---------------------------|-------|--------|------------------|------------------|--------|--------|--------|
| | | Summer | Fall | Winter | | Summer | Fall | Winter | Avg F + W (b) | | Summer | Fall | Winter |
| <u>College of Business</u> | | | | | | | | | | | | | |
| <u>Accountancy, Finance, Econ. & Statistics</u> | | | | | | | | | | | | | |
| ACCT | 2002-03 | 0.00 | 0.00 | 2,229.00 | 2,229.00 | 0.00 | 0.00 | 9.25 | 4.63 | 0.00 | 0.00 | 240.97 | 481.95 |
| ACCT | 2003-04 | 252.00 | 2,289.00 | 2,307.00 | 4,596.00 | 1.50 | 8.75 | 8.25 | 8.50 | 168.00 | 261.60 | 279.64 | 540.71 |
| ACCT | 2004-05 | 285.00 | 2,466.00 | 2,290.00 | 4,756.00 | 1.50 | 8.50 | 7.42 | 7.96 | 190.00 | 290.12 | 308.76 | 597.61 |
| ACCT | 2005-06 | 387.00 | 2,799.00 | 0.00 | 2,799.00 | 1.25 | 8.58 | 0.00 | 4.29 | 309.60 | 326.10 | | 652.19 |
| ECON | 2002-03 | 0.00 | 0.00 | 1,734.00 | 1,734.00 | 0.00 | 0.00 | 4.00 | 2.00 | 0.00 | 0.00 | 433.50 | 867.00 |
| ECON | 2003-04 | 528.00 | 1,887.00 | 1,830.00 | 3,717.00 | 1.50 | 4.00 | 4.50 | 4.25 | 352.00 | 471.75 | 406.67 | 874.59 |
| ECON | 2004-05 | 603.00 | 1,905.00 | 1,944.00 | 3,849.00 | 2.00 | 4.25 | 4.50 | 4.38 | 301.50 | 448.24 | 432.00 | 879.77 |
| ECON | 2005-06 | 534.00 | 1,917.00 | 0.00 | 1,917.00 | 2.00 | 4.50 | 0.00 | 2.25 | 267.00 | 426.00 | | 852.00 |
| FINC | 2002-03 | 0.00 | 0.00 | 873.00 | 873.00 | 0.00 | 0.00 | 3.50 | 1.75 | 0.00 | 0.00 | 249.43 | 498.86 |
| FINC | 2003-04 | 267.00 | 804.00 | 966.00 | 1,770.00 | 1.00 | 4.00 | 3.75 | 3.88 | 267.00 | 201.00 | 257.60 | 456.77 |
| FINC | 2004-05 | 264.00 | 957.00 | 825.00 | 1,782.00 | 1.17 | 4.75 | 3.00 | 3.88 | 226.29 | 201.47 | 275.00 | 459.87 |
| FINC | 2005-06 | 225.00 | 924.00 | 0.00 | 924.00 | 1.00 | 4.33 | 0.00 | 2.17 | 225.00 | 213.23 | | 426.46 |
| STQM | 2002-03 | 0.00 | 0.00 | 978.00 | 978.00 | 0.00 | 0.00 | 3.75 | 1.88 | 0.00 | 0.00 | 260.80 | 521.60 |
| STQM | 2003-04 | 93.00 | 711.00 | 837.00 | 1,548.00 | 0.50 | 3.25 | 3.50 | 3.38 | 186.00 | 218.77 | 239.14 | 458.67 |
| STQM | 2004-05 | 102.00 | 753.00 | 741.00 | 1,494.00 | 0.50 | 3.00 | 3.00 | 3.00 | 204.00 | 251.00 | 247.00 | 498.00 |
| STQM | 2005-06 | 105.00 | 768.00 | 0.00 | 768.00 | 0.50 | 2.50 | 0.00 | 1.25 | 210.00 | 307.20 | | 614.40 |
| <u>Accountancy/Econ/Applied Stats</u> | | | | | | | | | | | | | |
| ACCT | 2001-02 | 423.00 | 2,424.00 | 2,469.00 | 4,893.00 | 2.00 | 10.00 | 9.75 | 9.88 | 211.50 | 242.40 | 253.23 | 495.49 |
| ACCT | 2002-03 | 336.00 | 2,655.00 | 0.00 | 2,655.00 | 2.00 | 10.25 | 0.00 | 5.13 | 168.00 | 259.02 | | 518.05 |
| ECON | 2001-02 | 444.00 | 1,572.00 | 1,752.00 | 3,324.00 | 1.25 | 4.00 | 4.00 | 4.00 | 355.20 | 393.00 | 438.00 | 831.00 |

FERRIS STATE UNIVERSITY

Student Credit Hours (SCH), Full Time Equated Faculty (FTEF) and SCH/FTEF Aggregated by Course Prefix within College and Department

| Prefix | Year | <u>Student Credit Hours</u> | | | F + W (a) | <u>Full Time Equated Faculty</u> | | | Avg F + W (b) | <u>SCH/FTEF</u> | | | F + W (a / b) |
|--|---------|-----------------------------|----------|----------|--------------|----------------------------------|------|--------|------------------|-----------------|--------|--------|------------------|
| | | Summer | Fall | Winter | | Summer | Fall | Winter | | Summer | Fall | Winter | |
| <u>College of Business</u> | | | | | | | | | | | | | |
| <u>Accountancy/Econ/Applied Stats</u> | | | | | | | | | | | | | |
| ECON | 2002-03 | 402.00 | 1,740.00 | 0.00 | 1,740.00 | 0.92 | 4.00 | 0.00 | 2.00 | 436.96 | 435.00 | | 870.00 |
| STQM | 2001-02 | 249.00 | 900.00 | 1,050.00 | 1,950.00 | 1.50 | 3.50 | 4.00 | 3.75 | 166.00 | 257.14 | 262.50 | 520.00 |
| STQM | 2002-03 | 255.00 | 849.00 | 0.00 | 849.00 | 1.25 | 3.75 | 0.00 | 1.88 | 204.00 | 226.40 | | 452.80 |
| <u>College of Business Graduate Programs</u> | | | | | | | | | | | | | |
| HSCJ | 2005-06 | 0.00 | 0.00 | 123.00 | 123.00 | 0.00 | 0.00 | 0.67 | 0.33 | | | | 184.50 |
| MISM | 2002-03 | 0.00 | 0.00 | 759.00 | 759.00 | 0.00 | 0.00 | 7.25 | 3.62 | | | | 104.69 |
| MISM | 2003-04 | 363.00 | 379.00 | 339.00 | 718.00 | 2.67 | 2.83 | 2.22 | 2.53 | 135.79 | 133.76 | 152.55 | 284.04 |
| MISM | 2004-05 | 102.00 | 411.00 | 351.00 | 762.00 | 1.08 | 3.25 | 2.58 | 2.92 | 94.15 | 126.46 | 135.87 | 261.26 |
| MISM | 2005-06 | 81.00 | 294.00 | 243.00 | 537.00 | 0.33 | 2.30 | 1.92 | 2.11 | 245.88 | 127.83 | 126.78 | 254.70 |
| MMBA | 2003-04 | 0.00 | 498.00 | 465.00 | 963.00 | 0.00 | 3.33 | 2.78 | 3.05 | | 149.70 | 167.27 | 315.39 |
| MMBA | 2004-05 | 312.00 | 450.00 | 438.00 | 888.00 | 1.66 | 3.24 | 3.44 | 3.34 | 188.33 | 138.77 | 127.36 | 265.80 |
| MMBA | 2005-06 | 300.00 | 432.00 | 351.00 | 783.00 | 1.49 | 3.33 | 2.41 | 2.87 | 201.91 | 129.73 | 145.44 | 272.66 |
| MTED | 2003-04 | 159.00 | 0.00 | 0.00 | 0.00 | 1.34 | 0.00 | 0.00 | 0.00 | 118.95 | | | |
| MTED | 2004-05 | 114.00 | 0.00 | 0.00 | 0.00 | 1.25 | 0.00 | 0.00 | 0.00 | 91.20 | | | |
| MTED | 2005-06 | 15.00 | 0.00 | 0.00 | 0.00 | 0.17 | 0.00 | 0.00 | 0.00 | 89.55 | | | |
| <u>Computer Information Systems Dept</u> | | | | | | | | | | | | | |
| ACCT | 2005-06 | 0.00 | 0.00 | 2,604.00 | 2,604.00 | 0.00 | 0.00 | 7.50 | 3.75 | | | | 347.20 |
| CISM | 2001-02 | 486.00 | 105.00 | 84.00 | 189.00 | 2.91 | 0.50 | 0.75 | 0.63 | 167.03 | 210.00 | 112.00 | 302.40 |

FERRIS STATE UNIVERSITY

Student Credit Hours (SCH), Full Time Equated Faculty (FTEF) and SCH/FTEF Aggregated by Course Prefix within College and Department

| Prefix | Year | Student Credit Hours | | | F + W (a) | Full Time Equated Faculty | | | Avg F + W (b) | SCH/FTEF | | | F + W (a / b) |
|---|---------|----------------------|----------|----------|--------------|---------------------------|-------|--------|------------------|----------|--------|--------|------------------|
| | | Summer | Fall | Winter | | Summer | Fall | Winter | | Summer | Fall | Winter | |
| <u>College of Business</u> | | | | | | | | | | | | | |
| <u>Computer Information Systems Dept</u> | | | | | | | | | | | | | |
| CISM | 2002-03 | 210.00 | 0.00 | 0.00 | 0.00 | 0.95 | 0.00 | 0.00 | 0.00 | 220.42 | | | |
| CIST | 2002-03 | 0.00 | 57.00 | 39.00 | 96.00 | 0.00 | 0.67 | 0.67 | 0.67 | | 85.50 | 58.50 | 144.00 |
| CIST | 2003-04 | 0.00 | 3.00 | 0.00 | 3.00 | 0.00 | 0.00 | 0.00 | 0.00 | | | | |
| FINC | 2005-06 | 0.00 | 0.00 | 972.00 | 972.00 | 0.00 | 0.00 | 4.00 | 2.00 | | | 243.00 | 486.00 |
| ISYS | 2001-02 | 882.00 | 4,743.00 | 4,895.00 | 9,638.00 | 3.81 | 19.00 | 18.61 | 18.80 | 231.70 | 249.63 | 263.05 | 512.55 |
| ISYS | 2002-03 | 822.00 | 4,278.00 | 4,079.00 | 8,357.00 | 4.05 | 18.77 | 17.23 | 18.00 | 203.19 | 227.98 | 236.69 | 464.30 |
| ISYS | 2003-04 | 789.00 | 3,902.00 | 3,810.00 | 7,712.00 | 4.00 | 15.92 | 14.63 | 15.27 | 197.25 | 245.15 | 260.46 | 504.97 |
| ISYS | 2004-05 | 615.00 | 3,294.00 | 3,180.00 | 6,474.00 | 2.50 | 14.01 | 13.00 | 13.50 | 246.00 | 235.12 | 244.62 | 479.38 |
| ISYS | 2005-06 | 813.00 | 2,988.00 | 2,961.00 | 5,949.00 | 3.34 | 12.25 | 12.33 | 12.29 | 243.78 | 243.92 | 240.08 | 483.99 |
| MISM | 2001-02 | 521.00 | 1,177.00 | 1,111.00 | 2,288.00 | 5.11 | 8.33 | 7.92 | 8.12 | 101.96 | 141.30 | 140.34 | 281.66 |
| MISM | 2002-03 | 495.00 | 929.00 | 0.00 | 929.00 | 4.34 | 7.25 | 0.00 | 3.62 | 114.06 | 128.14 | | 256.28 |
| <u>Management</u> | | | | | | | | | | | | | |
| BLAW | 2001-02 | 309.00 | 1,227.00 | 1,180.00 | 2,407.00 | 1.00 | 4.11 | 3.39 | 3.75 | 309.00 | 298.46 | 347.67 | 641.43 |
| BLAW | 2002-03 | 233.00 | 1,260.00 | 1,335.00 | 2,595.00 | 1.00 | 4.12 | 4.14 | 4.13 | 233.00 | 305.76 | 322.15 | 627.96 |
| BLAW | 2003-04 | 168.00 | 1,032.00 | 1,118.00 | 2,150.00 | 0.86 | 3.54 | 3.42 | 3.48 | 195.35 | 291.62 | 327.21 | 618.20 |
| BLAW | 2004-05 | 189.00 | 984.00 | 1,127.00 | 2,111.00 | 1.50 | 2.87 | 3.30 | 3.08 | 126.00 | 342.75 | 341.84 | 684.53 |
| BLAW | 2005-06 | 105.00 | 1,032.00 | 1,183.00 | 2,215.00 | 0.27 | 3.19 | 3.14 | 3.16 | 385.00 | 323.28 | 377.30 | 700.09 |
| BUSN | 2001-02 | 24.00 | 657.00 | 354.00 | 1,011.00 | 0.25 | 2.17 | 1.00 | 1.58 | 96.00 | 303.23 | 354.00 | 638.53 |
| BUSN | 2002-03 | 0.00 | 666.00 | 447.00 | 1,113.00 | 0.00 | 3.00 | 1.52 | 2.26 | | 222.00 | 293.55 | 492.18 |

FERRIS STATE UNIVERSITY

Student Credit Hours (SCH), Full Time Equated Faculty (FTEF) and SCH/FTEF Aggregated by Course Prefix within College and Department

| Prefix | Year | Student Credit Hours | | | F + W (a) | Full Time Equated Faculty | | | | F + W (a / b) | | |
|----------------------------|---------|----------------------|--------|----------|--------------|---------------------------|------|--------|------------------|------------------|--------|--------|
| | | Summer | Fall | Winter | | Summer | Fall | Winter | Avg F + W (b) | | Summer | Fall |
| College of Business | | | | | | | | | | | | |
| Management | | | | | | | | | | | | |
| BUSN | 2003-04 | 0.00 | 606.00 | 807.00 | 1,413.00 | 0.00 | 2.92 | 2.70 | 2.81 | 207.77 | 298.89 | 503.15 |
| BUSN | 2004-05 | 117.00 | 750.00 | 1,104.00 | 1,854.00 | 0.50 | 2.50 | 3.25 | 2.88 | 234.00 | 339.69 | 644.87 |
| BUSN | 2005-06 | 138.00 | 858.00 | 1,074.00 | 1,932.00 | 0.38 | 3.00 | 3.36 | 3.18 | 368.00 | 319.91 | 607.82 |
| ECON | 2005-06 | 0.00 | 0.00 | 1,935.00 | 1,935.00 | 0.00 | 0.00 | 4.50 | 2.25 | | 430.00 | 860.00 |
| FINC | 2001-02 | 246.00 | 852.00 | 861.00 | 1,713.00 | 0.75 | 3.27 | 3.00 | 3.14 | 328.00 | 260.33 | 546.17 |
| FINC | 2002-03 | 366.00 | 885.00 | 0.00 | 885.00 | 1.50 | 3.92 | 0.00 | 1.96 | 244.00 | 225.96 | 451.91 |
| HOMT | 2002-03 | 0.00 | 0.00 | 184.00 | 184.00 | 0.00 | 0.00 | 1.61 | 0.81 | | 113.97 | 227.94 |
| HOMT | 2003-04 | 25.00 | 128.00 | 290.00 | 418.00 | 0.27 | 0.96 | 1.03 | 0.99 | 94.00 | 133.63 | 421.38 |
| HOMT | 2004-05 | 140.00 | 106.00 | 464.00 | 570.00 | 0.26 | 0.49 | 1.50 | 0.99 | 545.07 | 217.53 | 574.43 |
| HOMT | 2005-06 | 158.00 | 156.00 | 476.00 | 632.00 | 0.50 | 0.49 | 2.17 | 1.33 | 314.75 | 316.27 | 474.12 |
| INSR | 2001-02 | 0.00 | 60.00 | 0.00 | 60.00 | 0.00 | 0.25 | 0.00 | 0.13 | 240.00 | | 480.00 |
| INSR | 2002-03 | 0.00 | 0.00 | 51.00 | 51.00 | 0.00 | 0.00 | 0.25 | 0.13 | | 204.00 | 408.00 |
| INTB | 2001-02 | 75.00 | 285.00 | 309.00 | 594.00 | 0.75 | 1.64 | 1.88 | 1.76 | 100.00 | 173.63 | 337.84 |
| INTB | 2002-03 | 165.00 | 333.00 | 258.00 | 591.00 | 1.25 | 1.75 | 1.75 | 1.75 | 132.00 | 190.29 | 337.85 |
| INTB | 2003-04 | 57.00 | 348.00 | 381.00 | 729.00 | 0.50 | 2.17 | 1.75 | 1.96 | 114.00 | 160.62 | 372.26 |
| INTB | 2004-05 | 24.00 | 303.00 | 351.00 | 654.00 | 0.25 | 1.51 | 1.08 | 1.30 | 96.00 | 200.66 | 504.37 |
| INTB | 2005-06 | 27.00 | 363.00 | 264.00 | 627.00 | 0.25 | 1.50 | 0.89 | 1.20 | 108.00 | 242.00 | 524.06 |
| LLAW | 2001-02 | 0.00 | 247.00 | 268.00 | 515.00 | 0.00 | 0.81 | 1.25 | 1.03 | 305.81 | 213.84 | 499.77 |
| LLAW | 2002-03 | 0.00 | 226.00 | 208.00 | 434.00 | 0.00 | 1.13 | 1.25 | 1.19 | 200.16 | 165.97 | 364.34 |
| LLAW | 2003-04 | 0.00 | 265.00 | 264.00 | 529.00 | 0.00 | 1.13 | 1.25 | 1.19 | 234.70 | 210.65 | 444.10 |

FERRIS STATE UNIVERSITY

Student Credit Hours (SCH), Full Time Equated Faculty (FTEF) and SCH/FTEF Aggregated by Course Prefix within College and Department

| Prefix | Year | <u>Student Credit Hours</u> | | | F + W (a) | <u>Full Time Equated Faculty</u> | | | Avg F + W (b) | <u>SCH/FTEF</u> | | | F + W (a / b) |
|-----------------------------------|---------|-----------------------------|----------|----------|--------------|----------------------------------|------|--------|------------------|-----------------|--------|---------|------------------|
| | | Summer | Fall | Winter | | Summer | Fall | Winter | | Summer | Fall | Winter | |
| <u>College of Business</u> | | | | | | | | | | | | | |
| <u>Management</u> | | | | | | | | | | | | | |
| LLAW | 2004-05 | 0.00 | 313.00 | 313.00 | 626.00 | 0.00 | 1.13 | 1.18 | 1.16 | 277.21 | 264.85 | 541.77 | |
| LLAW | 2005-06 | 0.00 | 331.00 | 306.00 | 637.00 | 0.00 | 1.06 | 1.18 | 1.12 | 312.95 | 258.92 | 568.87 | |
| MGMT | 2001-02 | 481.00 | 2,352.00 | 2,977.00 | 5,329.00 | 2.08 | 7.74 | 9.41 | 8.58 | 231.25 | 316.37 | 621.30 | |
| MGMT | 2002-03 | 639.00 | 2,278.00 | 2,954.00 | 5,232.00 | 2.73 | 8.08 | 9.97 | 9.03 | 234.30 | 296.33 | 579.66 | |
| MGMT | 2003-04 | 585.00 | 2,484.00 | 2,851.00 | 5,335.00 | 2.06 | 8.25 | 7.96 | 8.11 | 284.30 | 358.05 | 658.13 | |
| MGMT | 2004-05 | 594.00 | 2,832.00 | 3,288.00 | 6,120.00 | 2.00 | 8.51 | 10.25 | 9.38 | 297.00 | 320.78 | 652.49 | |
| MGMT | 2005-06 | 672.00 | 2,994.00 | 3,573.00 | 6,567.00 | 1.63 | 9.25 | 10.25 | 9.75 | 413.54 | 348.59 | 673.54 | |
| REAL | 2001-02 | 0.00 | 69.00 | 114.00 | 183.00 | 0.00 | 0.25 | 0.50 | 0.38 | 274.63 | 228.00 | 487.19 | |
| REAL | 2002-03 | 0.00 | 30.00 | 123.00 | 153.00 | 0.00 | 0.25 | 0.77 | 0.51 | 120.00 | 159.18 | 299.20 | |
| REAL | 2003-04 | 6.00 | 75.00 | 168.00 | 243.00 | 0.00 | 0.25 | 0.50 | 0.38 | 297.62 | 336.00 | 646.28 | |
| REAL | 2004-05 | 0.00 | 51.00 | 135.00 | 186.00 | 0.00 | 0.25 | 0.75 | 0.50 | 204.00 | 180.34 | 372.53 | |
| REAL | 2005-06 | 0.00 | 75.00 | 133.00 | 208.00 | 0.00 | 0.25 | 0.50 | 0.38 | 300.00 | 266.00 | 554.67 | |
| RFIM | 2002-03 | 0.00 | 0.00 | 280.00 | 280.00 | 0.00 | 0.00 | 2.14 | 1.07 | 131.11 | 262.23 | 434.61 | |
| RFIM | 2003-04 | 137.00 | 447.00 | 354.00 | 801.00 | 0.23 | 2.29 | 1.39 | 1.84 | 585.36 | 253.96 | 1039.32 | |
| RFIM | 2004-05 | 153.00 | 451.00 | 364.00 | 815.00 | 0.49 | 2.01 | 1.28 | 1.64 | 310.25 | 224.08 | 534.33 | |
| RFIM | 2005-06 | 138.00 | 562.00 | 309.00 | 871.00 | 0.50 | 2.59 | 1.10 | 1.84 | 277.10 | 217.26 | 494.36 | |
| <u>Marketing</u> | | | | | | | | | | | | | |
| ADVG | 2001-02 | 126.00 | 647.00 | 660.00 | 1,307.00 | 0.50 | 1.92 | 2.42 | 2.17 | 252.00 | 337.57 | 603.23 | |
| ADVG | 2002-03 | 120.00 | 665.00 | 597.00 | 1,262.00 | 0.50 | 1.92 | 2.00 | 1.96 | 240.00 | 346.96 | 644.43 | |
| ADVG | 2003-04 | 126.00 | 671.00 | 705.00 | 1,376.00 | 0.50 | 2.17 | 2.17 | 2.17 | 252.00 | 309.69 | 634.59 | |

FERRIS STATE UNIVERSITY

Student Credit Hours (SCH), Full Time Equated Faculty (FTEF) and SCH/FTEF Aggregated by Course Prefix within College and Department

| Prefix | Year | <u>Student Credit Hours</u> | | | F + W (a) | <u>Full Time Equated Faculty</u> | | | Avg F + W (b) | <u>SCH/FTEF</u> | | | F + W (a / b) |
|----------------------------|---------|-----------------------------|----------|----------|--------------|----------------------------------|------|--------|------------------|-----------------|--------|--------|------------------|
| | | Summer | Fall | Winter | | Summer | Fall | Winter | | Summer | Fall | Winter | |
| <u>College of Business</u> | | | | | | | | | | | | | |
| <u>Marketing</u> | | | | | | | | | | | | | |
| ADVG | 2004-05 | 117.00 | 751.00 | 742.00 | 1,493.00 | 0.42 | 2.50 | 2.55 | 2.52 | 280.80 | 300.40 | 291.25 | 591.57 |
| ADVG | 2005-06 | 84.00 | 633.00 | 798.00 | 1,431.00 | 0.50 | 2.50 | 2.63 | 2.56 | 168.00 | 253.20 | 304.00 | 558.44 |
| ECOM | 2001-02 | 33.00 | 21.00 | 30.00 | 51.00 | 0.25 | 0.25 | 0.33 | 0.29 | 132.00 | 84.00 | 90.00 | 174.86 |
| ECOM | 2002-03 | 99.00 | 33.00 | 111.00 | 144.00 | 0.50 | 0.25 | 0.50 | 0.38 | 198.00 | 132.00 | 222.00 | 384.00 |
| ECOM | 2003-04 | 117.00 | 0.00 | 141.00 | 141.00 | 0.50 | 0.00 | 0.50 | 0.25 | 234.00 | | 282.00 | 564.00 |
| ECOM | 2004-05 | 126.00 | 0.00 | 129.00 | 129.00 | 0.50 | 0.00 | 0.50 | 0.25 | 252.00 | | 258.00 | 516.00 |
| ECOM | 2005-06 | 114.00 | 0.00 | 54.00 | 54.00 | 0.50 | 0.00 | 0.25 | 0.13 | 228.00 | | 216.00 | 432.00 |
| HOMT | 2001-02 | 21.00 | 65.00 | 187.00 | 252.00 | 0.23 | 0.99 | 1.95 | 1.47 | 89.57 | 65.77 | 95.98 | 171.62 |
| HOMT | 2002-03 | 26.00 | 80.00 | 0.00 | 80.00 | 0.27 | 0.98 | 0.00 | 0.49 | 95.50 | 81.66 | | 163.32 |
| MIMG | 2001-02 | 2.00 | 85.00 | 4.00 | 89.00 | 0.00 | 0.88 | 0.33 | 0.60 | | 97.14 | 12.00 | 147.31 |
| MIMG | 2002-03 | 12.00 | 110.00 | 17.00 | 127.00 | 0.20 | 0.63 | 0.40 | 0.51 | 60.00 | 176.00 | 42.50 | 247.80 |
| MIMG | 2003-04 | 52.00 | 124.00 | 5.00 | 129.00 | 1.00 | 0.75 | 0.33 | 0.54 | 52.00 | 165.33 | 15.00 | 238.15 |
| MIMG | 2004-05 | 42.00 | 138.00 | 10.00 | 148.00 | 0.78 | 0.88 | 0.50 | 0.69 | 53.85 | 157.71 | 20.00 | 215.27 |
| MIMG | 2005-06 | 40.00 | 146.00 | 6.00 | 152.00 | 0.42 | 0.75 | 0.44 | 0.60 | 94.59 | 194.67 | 13.50 | 254.51 |
| MKTG | 2001-02 | 780.00 | 2,061.00 | 1,962.00 | 4,023.00 | 3.42 | 7.50 | 6.25 | 6.88 | 228.29 | 274.80 | 313.92 | 585.16 |
| MKTG | 2002-03 | 624.00 | 1,923.00 | 2,073.00 | 3,996.00 | 2.44 | 7.25 | 6.75 | 7.00 | 255.45 | 265.24 | 307.11 | 570.86 |
| MKTG | 2003-04 | 499.00 | 1,833.00 | 2,013.00 | 3,846.00 | 1.44 | 6.17 | 5.95 | 6.06 | 345.97 | 297.24 | 338.32 | 634.83 |
| MKTG | 2004-05 | 523.00 | 2,163.00 | 2,042.00 | 4,205.00 | 2.43 | 6.92 | 6.15 | 6.54 | 214.93 | 312.72 | 331.78 | 643.39 |
| MKTG | 2005-06 | 604.00 | 2,235.00 | 2,070.00 | 4,305.00 | 2.50 | 7.25 | 6.63 | 6.94 | 241.60 | 308.28 | 312.45 | 620.54 |
| PGMG | 2001-02 | 242.00 | 330.00 | 186.00 | 516.00 | 0.88 | 0.88 | 0.88 | 0.88 | 275.00 | 375.00 | 211.36 | 586.36 |
| PGMG | 2002-03 | 248.00 | 246.00 | 170.00 | 416.00 | 0.88 | 0.88 | 0.88 | 0.88 | 281.82 | 279.55 | 193.18 | 472.73 |

FERRIS STATE UNIVERSITY

Student Credit Hours (SCH), Full Time Equated Faculty (FTEF) and SCH/FTEF Aggregated by Course Prefix within College and Department

| Prefix | Year | <u>Student Credit Hours</u> | | | F + W (a) | <u>Full Time Equated Faculty</u> | | | Avg F + W (b) | <u>SCH/FTEF</u> | | | F + W (a / b) |
|-----------------------------------|---------|-----------------------------|--------|--------|--------------|----------------------------------|------|--------|------------------|-----------------|--------|--------|------------------|
| | | Summer | Fall | Winter | | Summer | Fall | Winter | | Summer | Fall | Winter | |
| <u>College of Business</u> | | | | | | | | | | | | | |
| <u>Marketing</u> | | | | | | | | | | | | | |
| PGMG | 2003-04 | 292.00 | 288.00 | 161.00 | 449.00 | 0.95 | 0.88 | 0.88 | 0.88 | 306.08 | 327.27 | 182.95 | 510.23 |
| PGMG | 2004-05 | 350.00 | 296.00 | 178.00 | 474.00 | 1.17 | 0.88 | 0.93 | 0.90 | 299.15 | 336.36 | 191.89 | 524.45 |
| PGMG | 2005-06 | 338.00 | 289.00 | 149.00 | 438.00 | 1.33 | 0.94 | 0.94 | 0.94 | 254.14 | 307.45 | 158.51 | 465.96 |
| PREL | 2001-02 | 18.00 | 260.00 | 303.00 | 563.00 | 0.00 | 1.00 | 1.50 | 1.25 | 1.25 | 260.00 | 202.00 | 450.40 |
| PREL | 2002-03 | 33.00 | 376.00 | 370.00 | 746.00 | 0.00 | 1.25 | 1.75 | 1.50 | 300.80 | 211.43 | 497.33 | |
| PREL | 2003-04 | 30.00 | 316.00 | 297.00 | 613.00 | 0.00 | 1.25 | 1.25 | 1.25 | 252.80 | 237.60 | 490.40 | |
| PREL | 2004-05 | 33.00 | 300.00 | 293.00 | 593.00 | 0.00 | 1.25 | 1.46 | 1.36 | 240.00 | 200.10 | 436.95 | |
| PREL | 2005-06 | 27.00 | 298.00 | 276.00 | 574.00 | 0.25 | 1.00 | 1.25 | 1.13 | 108.00 | 298.00 | 220.80 | 510.22 |
| PTMG | 2001-02 | 68.00 | 189.00 | 88.00 | 277.00 | 0.20 | 0.21 | 0.20 | 0.21 | 331.71 | 921.95 | 429.27 | 1,351.22 |
| PTMG | 2002-03 | 50.00 | 132.00 | 62.00 | 194.00 | 0.20 | 0.20 | 0.20 | 0.20 | 243.90 | 643.90 | 302.44 | 946.34 |
| PTMG | 2003-04 | 40.00 | 128.00 | 52.00 | 180.00 | 0.20 | 0.67 | 0.50 | 0.58 | 195.12 | 191.04 | 104.00 | 307.69 |
| PTMG | 2004-05 | 50.00 | 122.00 | 64.00 | 186.00 | 0.50 | 0.67 | 0.67 | 0.67 | 100.00 | 182.09 | 95.52 | 277.61 |
| PTMG | 2005-06 | 52.00 | 145.00 | 62.00 | 207.00 | 0.67 | 0.67 | 0.67 | 0.67 | 77.61 | 216.42 | 92.54 | 308.96 |
| RETG | 2001-02 | 306.00 | 485.00 | 501.00 | 986.00 | 0.83 | 1.75 | 1.50 | 1.63 | 367.20 | 277.14 | 334.00 | 606.77 |
| RETG | 2002-03 | 261.00 | 498.00 | 501.00 | 999.00 | 1.00 | 1.75 | 1.75 | 1.75 | 261.00 | 284.57 | 286.29 | 570.86 |
| RETG | 2003-04 | 177.00 | 528.00 | 534.00 | 1,062.00 | 0.75 | 2.00 | 1.50 | 1.75 | 236.00 | 264.00 | 356.00 | 606.86 |
| RETG | 2004-05 | 180.00 | 207.00 | 297.00 | 504.00 | 0.65 | 0.75 | 0.64 | 0.70 | 276.92 | 276.00 | 462.00 | 723.69 |
| RETG | 2005-06 | 99.00 | 303.00 | 462.00 | 765.00 | 0.50 | 1.25 | 0.63 | 0.94 | 198.00 | 242.40 | 739.20 | 816.00 |
| RFIM | 2001-02 | 43.00 | 324.00 | 280.00 | 604.00 | 0.27 | 2.43 | 1.63 | 2.03 | 161.93 | 133.24 | 172.03 | 297.58 |
| RFIM | 2002-03 | 35.00 | 352.00 | 0.00 | 352.00 | 1.23 | 2.27 | 0.00 | 1.14 | 28.51 | 155.04 | | 310.09 |
| STQM | 2005-06 | 0.00 | 0.00 | 849.00 | 849.00 | 0.00 | 0.00 | 2.88 | 1.44 | | | 295.30 | 590.61 |

FERRIS STATE UNIVERSITY

Student Credit Hours (SCH), Full Time Equated Faculty (FTEF) and SCH/FTEF Aggregated by Course Prefix within College and Department

| Prefix | Year | <u>Student Credit Hours</u> | | | F + W (a) | <u>Full Time Equated Faculty</u> | | | Avg F + W (b) | <u>SCH/FTEF</u> | | | F + W (a / b) |
|----------------------------|---------|-----------------------------|----------|----------|--------------|----------------------------------|------|--------|------------------|-----------------|--------|--------|------------------|
| | | Summer | Fall | Winter | | Summer | Fall | Winter | | Fall | Winter | Summer | |
| <u>College of Business</u> | | | | | | | | | | | | | |
| <u>Marketing</u> | | | | | | | | | | | | | |
| VISC | 2001-02 | 0.00 | 844.00 | 768.00 | 1,612.00 | 0.00 | 7.34 | 5.20 | 6.27 | 114.93 | 147.58 | 256.94 | |
| VISC | 2002-03 | 0.00 | 247.00 | 250.00 | 497.00 | 0.00 | 2.08 | 1.82 | 1.95 | 118.73 | 137.25 | 254.75 | |
| VISC | 2003-04 | 0.00 | 30.00 | 15.00 | 45.00 | 0.00 | 0.25 | 0.00 | 0.13 | 120.00 | | 360.00 | |
| VISD | 2001-02 | 0.00 | 501.00 | 429.00 | 930.00 | 0.00 | 3.67 | 2.62 | 3.14 | 136.64 | 163.57 | 295.74 | |
| VISD | 2002-03 | 0.00 | 867.00 | 765.00 | 1,632.00 | 0.00 | 4.96 | 4.93 | 4.95 | 174.72 | 155.22 | 330.01 | |
| VISD | 2003-04 | 0.00 | 1,179.00 | 1,068.00 | 2,247.00 | 0.00 | 7.00 | 6.25 | 6.63 | 168.43 | 170.88 | 339.17 | |
| VISD | 2004-05 | 0.00 | 1,251.00 | 1,074.00 | 2,325.00 | 0.00 | 6.75 | 6.14 | 6.45 | 185.33 | 174.84 | 360.66 | |
| VISD | 2005-06 | 39.00 | 1,482.00 | 1,125.00 | 2,607.00 | 0.27 | 7.25 | 6.50 | 6.87 | 204.41 | 173.08 | 379.20 | |

FERRIS STATE UNIVERSITY

Student Credit Hours (SCH), Full Time Equated Faculty (FTEF) and SCH/FTEF Aggregated by Course Prefix within College and Department

| Prefix | Year | <u>Student Credit Hours</u> | | | F + W (a) | <u>Full Time Equated Faculty</u> | | | | <u>SCH/FTEF</u> | | | F + W (a / b) |
|--|---------|-----------------------------|----------|----------|--------------|----------------------------------|-------|--------|------------------|-----------------|--------|--------|------------------|
| | | Summer | Fall | Winter | | Summer | Fall | Winter | Avg F + W (b) | Summer | Fall | Winter | |
| <u>College of Education & Human Serv</u> | | | | | | | | | | | | | |
| <u>Criminal Justice</u> | | | | | | | | | | | | | |
| CRIM | 2001-02 | 1,471.00 | 3,329.00 | 3,324.00 | 6,653.00 | 9.29 | 13.47 | 14.51 | 13.99 | 158.34 | 247.18 | 229.08 | 475.59 |
| CRIM | 2002-03 | 1,318.00 | 3,080.00 | 3,462.00 | 6,542.00 | 9.57 | 15.30 | 16.43 | 15.86 | 137.72 | 201.35 | 210.71 | 412.40 |
| CRIM | 2003-04 | 1,329.00 | 3,761.00 | 3,675.00 | 7,436.00 | 9.54 | 16.67 | 15.98 | 16.33 | 139.31 | 225.67 | 229.91 | 455.49 |
| CRIM | 2004-05 | 1,642.00 | 3,301.00 | 3,819.00 | 7,120.00 | 6.81 | 14.10 | 16.20 | 15.15 | 241.07 | 234.18 | 235.71 | 470.00 |
| CRIM | 2005-06 | 1,333.00 | 4,291.00 | 4,434.00 | 8,725.00 | 7.18 | 18.29 | 20.68 | 19.49 | 185.61 | 234.54 | 214.36 | 447.67 |
| MSCI | 2001-02 | 0.00 | 54.00 | 36.00 | 90.00 | 0.00 | 0.00 | 0.00 | 0.00 | | | | |
| MSCI | 2002-03 | 0.00 | 43.00 | 46.00 | 89.00 | 0.00 | 0.00 | 0.00 | 0.00 | | | | |
| MSCI | 2003-04 | 0.00 | 28.00 | 28.00 | 56.00 | 0.00 | 0.00 | 0.00 | 0.00 | | | | |
| MSCI | 2004-05 | 0.00 | 24.00 | 33.00 | 57.00 | 0.00 | 0.00 | 0.00 | 0.00 | | | | |
| MSCI | 2005-06 | 0.00 | 59.00 | 62.00 | 121.00 | 0.00 | 0.00 | 0.00 | 0.00 | | | | |
| <u>Leisure Studies and Wellness</u> | | | | | | | | | | | | | |
| HLTH | 2001-02 | 49.00 | 358.00 | 322.00 | 680.00 | 0.08 | 1.48 | 0.95 | 1.22 | 583.33 | 241.49 | 338.95 | 559.11 |
| HLTH | 2002-03 | 26.00 | 380.00 | 413.00 | 793.00 | 0.12 | 1.30 | 1.33 | 1.32 | 216.67 | 292.31 | 309.75 | 602.28 |
| HLTH | 2003-04 | 45.00 | 361.00 | 339.00 | 700.00 | 0.25 | 1.15 | 1.11 | 1.13 | 181.82 | 313.44 | 306.06 | 619.65 |
| HLTH | 2004-05 | 38.00 | 414.00 | 193.00 | 607.00 | 0.17 | 1.33 | 0.81 | 1.07 | 223.53 | 310.50 | 237.05 | 565.30 |
| PHED | 2001-02 | 132.00 | 642.00 | 715.00 | 1,357.00 | 0.99 | 2.25 | 2.35 | 2.30 | 133.87 | 284.78 | 304.28 | 589.47 |
| PHED | 2002-03 | 200.00 | 533.00 | 662.00 | 1,195.00 | 1.29 | 2.49 | 2.46 | 2.48 | 155.04 | 214.06 | 268.87 | 482.62 |
| PHED | 2003-04 | 70.00 | 413.00 | 513.00 | 926.00 | 0.44 | 1.55 | 1.73 | 1.64 | 157.44 | 267.16 | 297.27 | 566.09 |
| PHED | 2004-05 | 58.00 | 358.00 | 419.00 | 777.00 | 0.40 | 1.24 | 1.28 | 1.26 | 143.52 | 287.81 | 328.08 | 616.42 |
| RMLS | 2001-02 | 111.00 | 541.00 | 414.00 | 955.00 | 0.69 | 2.59 | 2.60 | 2.60 | 160.87 | 208.74 | 159.22 | 367.88 |

FERRIS STATE UNIVERSITY

Student Credit Hours (SCH), Full Time Equated Faculty (FTEF) and SCH/FTEF Aggregated by Course Prefix within College and Department

| Prefix | Year | <u>Student Credit Hours</u> | | | F + W (a) | <u>Full Time Equated Faculty</u> | | | <u>SCH/FTEF</u> | | | | |
|---|---------|-----------------------------|----------|----------|--------------|----------------------------------|------|--------|-----------------|--------|--------|------------------|--------|
| | | Summer | Fall | Winter | | Summer | Fall | Winter | Summer | Fall | Winter | F + W (a / b) | |
| <u>College of Education & Human Serv</u> | | | | | | | | | | | | | |
| <u>Leisure Studies and Wellness</u> | | | | | | | | | | | | | |
| RMLS | 2002-03 | 69.00 | 432.00 | 461.00 | 893.00 | 0.50 | 2.21 | 2.66 | 2.43 | 138.00 | 195.92 | 173.30 | 367.11 |
| RMLS | 2003-04 | 78.00 | 474.00 | 432.00 | 906.00 | 0.46 | 2.35 | 2.17 | 2.26 | 170.65 | 201.78 | 199.38 | 401.26 |
| RMLS | 2004-05 | 79.00 | 716.00 | 464.00 | 1,180.00 | 0.60 | 3.11 | 2.56 | 2.83 | 132.58 | 230.39 | 181.34 | 416.49 |
| <u>Recreation Leisure Services & Wellness</u> | | | | | | | | | | | | | |
| RMLS | 2005-06 | 223.00 | 1,294.00 | 1,147.00 | 2,441.00 | 1.70 | 4.56 | 5.35 | 4.96 | 131.51 | 283.63 | 214.21 | 492.30 |
| <u>School of Education</u> | | | | | | | | | | | | | |
| ECTE | 2001-02 | 0.00 | 0.00 | 239.00 | 239.00 | 0.00 | 0.00 | 1.78 | 0.89 | | | 134.46 | 268.91 |
| ECTE | 2002-03 | 423.00 | 265.00 | 356.00 | 621.00 | 3.29 | 1.81 | 2.11 | 1.96 | 128.64 | 146.47 | 168.76 | 316.94 |
| ECTE | 2003-04 | 189.00 | 267.00 | 220.00 | 487.00 | 1.54 | 1.92 | 1.53 | 1.72 | 122.83 | 139.07 | 144.14 | 282.62 |
| ECTE | 2004-05 | 237.00 | 104.00 | 245.00 | 349.00 | 2.72 | 0.54 | 2.03 | 1.29 | 87.13 | 191.41 | 120.55 | 271.00 |
| ECTE | 2005-06 | 237.00 | 260.00 | 319.00 | 579.00 | 1.56 | 1.47 | 2.32 | 1.90 | 151.69 | 176.40 | 137.58 | 305.34 |
| EDCD | 2001-02 | 42.00 | 324.00 | 395.00 | 719.00 | 0.41 | 2.42 | 2.41 | 2.42 | 101.61 | 133.88 | 163.80 | 297.63 |
| EDCD | 2002-03 | 52.00 | 323.00 | 500.00 | 823.00 | 0.52 | 1.67 | 2.63 | 2.15 | 100.94 | 193.80 | 190.11 | 383.09 |
| EDCD | 2003-04 | 127.00 | 400.00 | 494.00 | 894.00 | 0.55 | 1.69 | 2.39 | 2.04 | 229.36 | 237.39 | 206.69 | 438.77 |
| EDCD | 2004-05 | 113.00 | 414.00 | 371.00 | 785.00 | 1.02 | 2.00 | 1.84 | 1.92 | 110.78 | 206.54 | 201.63 | 408.38 |
| EDCD | 2005-06 | 33.00 | 375.00 | 244.00 | 619.00 | 0.35 | 1.75 | 1.42 | 1.59 | 94.29 | 214.29 | 171.83 | 390.54 |
| EDLA | 2002-03 | 0.00 | 0.00 | 226.00 | 226.00 | 0.00 | 0.00 | 0.59 | 0.30 | | | 382.15 | 764.30 |
| EDLA | 2003-04 | 114.00 | 440.00 | 367.00 | 807.00 | 0.50 | 1.43 | 1.77 | 1.60 | 228.00 | 308.51 | 206.86 | 504.32 |
| EDLA | 2004-05 | 252.00 | 343.00 | 548.00 | 891.00 | 0.97 | 1.44 | 2.01 | 1.72 | 261.05 | 239.01 | 272.23 | 516.81 |

FERRIS STATE UNIVERSITY

Student Credit Hours (SCH), Full Time Equated Faculty (FTEF) and SCH/FTEF Aggregated by Course Prefix within College and Department

| Prefix | Year | <u>Student Credit Hours</u> | | | F + W (a) | <u>Full Time Equated Faculty</u> | | | Avg F + W (b) | <u>SCH/FTEF</u> | | | F + W (a / b) |
|--|---------|-----------------------------|----------|----------|--------------|----------------------------------|-------|--------|------------------|-----------------|--------|--------|------------------|
| | | Summer | Fall | Winter | | Summer | Fall | Winter | | Summer | Fall | Winter | |
| <u>College of Education & Human Serv</u> | | | | | | | | | | | | | |
| <u>School of Education</u> | | | | | | | | | | | | | |
| EDLA | 2005-06 | 291.00 | 720.00 | 688.00 | 1,408.00 | 1.69 | 2.02 | 2.71 | 2.37 | 172.69 | 355.82 | 253.78 | 594.78 |
| EDPE | 2004-05 | 0.00 | 81.00 | 63.00 | 144.00 | 0.00 | 0.66 | 0.50 | 0.58 | | 122.17 | 126.00 | 247.63 |
| EDPE | 2005-06 | 3.00 | 156.00 | 58.00 | 214.00 | 0.21 | 0.82 | 0.33 | 0.58 | 14.00 | 190.67 | 174.00 | 371.68 |
| EDPH | 2003-04 | 90.00 | 0.00 | 24.00 | 24.00 | 0.33 | 0.00 | 0.25 | 0.13 | 271.08 | | 96.00 | 192.00 |
| EDPH | 2004-05 | 78.00 | 0.00 | 18.00 | 18.00 | 0.76 | 0.00 | 0.25 | 0.13 | 102.63 | | 72.00 | 144.00 |
| EDPH | 2005-06 | 79.00 | 21.00 | 3.00 | 24.00 | 0.76 | 0.25 | 0.00 | 0.13 | 103.95 | 84.00 | | 192.00 |
| EDUC | 2001-02 | 1,765.00 | 3,397.00 | 3,059.00 | 6,456.00 | 8.38 | 14.87 | 16.34 | 15.60 | 210.73 | 228.45 | 187.27 | 413.78 |
| EDUC | 2002-03 | 1,394.00 | 4,046.00 | 3,643.00 | 7,689.00 | 8.51 | 19.65 | 17.69 | 18.67 | 163.84 | 205.92 | 205.94 | 411.85 |
| EDUC | 2003-04 | 1,875.00 | 4,451.00 | 4,711.00 | 9,162.00 | 6.55 | 21.62 | 24.29 | 22.95 | 286.45 | 205.88 | 193.98 | 399.17 |
| EDUC | 2004-05 | 1,535.00 | 4,937.00 | 4,476.00 | 9,413.00 | 7.66 | 26.65 | 25.76 | 26.21 | 200.49 | 185.22 | 173.74 | 359.16 |
| EDUC | 2005-06 | 1,637.00 | 4,842.00 | 4,321.00 | 9,163.00 | 8.49 | 26.44 | 24.76 | 25.60 | 192.81 | 183.12 | 174.52 | 357.93 |
| ERLA | 2002-03 | 0.00 | 3.00 | 0.00 | 3.00 | 0.00 | 0.00 | 0.00 | 0.00 | | | | |
| ERLA | 2003-04 | 0.00 | 3.00 | 36.00 | 39.00 | 0.00 | 0.00 | 0.20 | 0.10 | | | 180.00 | 390.00 |
| ERLA | 2004-05 | 0.00 | 0.00 | 75.00 | 75.00 | 0.00 | 0.00 | 0.33 | 0.17 | | | 227.27 | 454.55 |
| ERLA | 2005-06 | 78.00 | 45.00 | 42.00 | 87.00 | 0.25 | 0.25 | 0.23 | 0.24 | 312.00 | 180.00 | 186.20 | 365.88 |
| ESPN | 2003-04 | 0.00 | 0.00 | 42.00 | 42.00 | 0.00 | 0.00 | 0.38 | 0.19 | | | 112.00 | 224.00 |
| ESPN | 2004-05 | 87.00 | 99.00 | 129.00 | 228.00 | 0.83 | 0.66 | 0.58 | 0.62 | 104.82 | 149.25 | 222.41 | 366.76 |
| ESPN | 2005-06 | 72.00 | 129.00 | 237.00 | 366.00 | 0.33 | 0.75 | 1.16 | 0.96 | 218.18 | 172.00 | 204.31 | 383.25 |

Television Production

FERRIS STATE UNIVERSITY

Student Credit Hours (SCH), Full Time Equated Faculty (FTEF) and SCH/FTEF Aggregated by Course Prefix within College and Department

| Prefix | Year | <u>Student Credit Hours</u> | | | F + W (a) | <u>Full Time Equated Faculty</u> | | | Avg F + W (b) | <u>SCH/FTEF</u> | | | F + W (a / b) |
|--|---------|-----------------------------|----------|--------|--------------|----------------------------------|------|--------|------------------|-----------------|--------|--------|------------------|
| | | Summer | Fall | Winter | | Summer | Fall | Winter | | Fall | Winter | Summer | |
| <u>College of Education & Human Serv</u> | | | | | | | | | | | | | |
| <u>Television Production</u> | | | | | | | | | | | | | |
| TVPR | 2001-02 | 42.00 | 573.00 | 458.00 | 1,031.00 | 0.15 | 4.16 | 3.42 | 3.79 | 280.00 | 137.74 | 133.92 | 272.03 |
| TVPR | 2002-03 | 222.00 | 801.00 | 490.00 | 1,291.00 | 2.11 | 4.42 | 3.67 | 4.04 | 105.03 | 181.22 | 133.51 | 319.16 |
| TVPR | 2003-04 | 225.00 | 869.00 | 696.00 | 1,565.00 | 2.00 | 4.99 | 3.84 | 4.42 | 112.50 | 174.15 | 181.25 | 354.47 |
| TVPR | 2004-05 | 244.00 | 822.00 | 766.00 | 1,588.00 | 1.83 | 5.24 | 5.25 | 5.25 | 133.33 | 156.87 | 145.90 | 302.76 |
| TVPR | 2005-06 | 258.00 | 1,016.00 | 890.00 | 1,906.00 | 0.85 | 6.45 | 6.01 | 6.23 | 303.53 | 157.59 | 148.09 | 306.01 |

FERRIS STATE UNIVERSITY

Student Credit Hours (SCH), Full Time Equated Faculty (FTEF) and SCH/FTEF Aggregated by Course Prefix within College and Department

| Prefix | Year | <u>Student Credit Hours</u> | | | F + W (a) | <u>Full Time Equated Faculty</u> | | | Avg F + W (b) | <u>SCH/FTEF</u> | | | F + W (a / b) |
|-----------------------------|---------|-----------------------------|----------|----------|--------------|----------------------------------|-------|--------|------------------|-----------------|--------|--------|------------------|
| | | Summer | Fall | Winter | | Summer | Fall | Winter | | Summer | Fall | Winter | |
| <u>College of Optometry</u> | | | | | | | | | | | | | |
| <u>Optometry</u> | | | | | | | | | | | | | |
| OPTM | 2001-02 | 443.00 | 2,357.00 | 2,396.00 | 4,753.00 | 13.25 | 20.66 | 20.25 | 20.45 | 33.43 | 114.11 | 118.32 | 232.39 |
| OPTM | 2002-03 | 405.00 | 2,295.00 | 2,362.00 | 4,657.00 | 11.00 | 19.17 | 20.30 | 19.73 | 36.82 | 119.74 | 116.37 | 236.01 |
| OPTM | 2003-04 | 416.00 | 2,362.00 | 2,403.00 | 4,765.00 | 10.00 | 18.65 | 19.30 | 18.98 | 41.60 | 126.65 | 124.49 | 251.10 |
| OPTM | 2004-05 | 403.00 | 2,384.00 | 2,362.00 | 4,746.00 | 11.00 | 21.15 | 22.14 | 21.65 | 36.64 | 112.72 | 106.67 | 219.24 |
| OPTM | 2005-06 | 476.00 | 2,145.00 | 2,343.00 | 4,488.00 | 11.75 | 16.65 | 16.74 | 16.69 | 40.51 | 128.83 | 139.99 | 268.85 |

FERRIS STATE UNIVERSITY

Student Credit Hours (SCH), Full Time Equated Faculty (FTEF) and SCH/FTEF Aggregated by Course Prefix within College and Department

| Prefix | Year | Student Credit Hours | | | F + W (a) | Full Time Equated Faculty | | | | F + W (a / b) | | | |
|-----------------------------------|---------|----------------------|----------|----------|--------------|---------------------------|------|--------|------------------|------------------|--------|--------|----------|
| | | Summer | Fall | Winter | | Summer | Fall | Winter | Avg F + W (b) | | Summer | Fall | Winter |
| <u>College of Pharmacy</u> | | | | | | | | | | | | | |
| <u>Pharmacy</u> | | | | | | | | | | | | | |
| PHAD | 2001-02 | 96.00 | 571.00 | 446.00 | 1,017.00 | 2.00 | 3.04 | 2.57 | 2.80 | 48.00 | 187.93 | 173.62 | 362.74 |
| PHAD | 2002-03 | 193.00 | 737.00 | 812.00 | 1,549.00 | 2.00 | 2.43 | 2.48 | 2.46 | 96.50 | 303.01 | 327.46 | 630.71 |
| PHAD | 2003-04 | 160.00 | 795.00 | 787.00 | 1,582.00 | 2.00 | 2.11 | 2.90 | 2.50 | 80.00 | 377.66 | 271.55 | 632.39 |
| PHAD | 2004-05 | 208.00 | 811.00 | 868.00 | 1,679.00 | 3.00 | 2.12 | 2.94 | 2.53 | 69.33 | 382.08 | 295.32 | 663.41 |
| PHAD | 2005-06 | 147.00 | 908.00 | 846.00 | 1,754.00 | 2.22 | 1.27 | 0.89 | 1.08 | 66.10 | 712.72 | 947.29 | 1,618.78 |
| PHAR | 2001-02 | 109.00 | 726.00 | 490.00 | 1,216.00 | 2.78 | 1.87 | 1.82 | 1.85 | 39.19 | 388.95 | 268.61 | 658.95 |
| PHAR | 2002-03 | 108.00 | 711.00 | 490.00 | 1,201.00 | 2.78 | 1.70 | 1.82 | 1.76 | 38.83 | 418.01 | 268.61 | 681.40 |
| PHAR | 2003-04 | 123.00 | 744.00 | 532.00 | 1,276.00 | 2.00 | 1.98 | 1.72 | 1.85 | 61.50 | 375.68 | 309.09 | 689.44 |
| PHAR | 2004-05 | 90.00 | 840.00 | 562.00 | 1,402.00 | 2.00 | 2.00 | 1.74 | 1.87 | 45.00 | 420.00 | 322.51 | 749.22 |
| PHAR | 2005-06 | 93.00 | 894.00 | 614.00 | 1,508.00 | 2.00 | 1.75 | 1.18 | 1.47 | 46.50 | 510.86 | 518.87 | 1,028.18 |
| PHCG | 2001-02 | 4.00 | 0.00 | 46.00 | 46.00 | 0.96 | 0.00 | 0.31 | 0.16 | 4.18 | | 147.66 | 295.32 |
| PHCG | 2002-03 | 6.00 | 0.00 | 2.00 | 2.00 | 1.00 | 0.00 | 0.30 | 0.15 | 6.00 | | 6.77 | 13.54 |
| PHCG | 2003-04 | 0.00 | 20.00 | 20.00 | 40.00 | 0.00 | 0.32 | 0.30 | 0.31 | | 62.70 | 67.10 | 129.65 |
| PHCG | 2004-05 | 10.00 | 0.00 | 32.00 | 32.00 | 1.00 | 0.00 | 0.31 | 0.15 | 10.00 | | 103.68 | 207.36 |
| PHCG | 2005-06 | 24.00 | 0.00 | 56.00 | 56.00 | 0.50 | 0.00 | 0.32 | 0.16 | 48.00 | | 176.68 | 353.36 |
| PHCH | 2001-02 | 344.00 | 1,405.00 | 1,197.00 | 2,602.00 | 4.61 | 4.71 | 4.79 | 4.75 | 74.55 | 298.24 | 249.87 | 547.71 |
| PHCH | 2002-03 | 295.00 | 1,261.00 | 972.00 | 2,233.00 | 5.25 | 4.72 | 3.32 | 4.02 | 56.14 | 267.16 | 292.41 | 555.19 |
| PHCH | 2003-04 | 260.00 | 1,214.00 | 991.00 | 2,205.00 | 4.35 | 2.93 | 3.31 | 3.12 | 59.77 | 414.66 | 299.23 | 706.78 |
| PHCH | 2004-05 | 246.00 | 1,429.00 | 1,083.00 | 2,512.00 | 5.29 | 3.81 | 4.41 | 4.11 | 46.54 | 375.18 | 245.61 | 611.33 |
| PHCH | 2005-06 | 307.00 | 1,617.00 | 1,336.00 | 2,953.00 | 5.85 | 3.88 | 4.46 | 4.17 | 52.49 | 416.94 | 299.22 | 707.89 |
| PHCL | 2001-02 | 113.00 | 657.00 | 398.00 | 1,055.00 | 2.46 | 2.76 | 2.37 | 2.57 | 45.95 | 237.70 | 167.98 | 411.04 |

FERRIS STATE UNIVERSITY

Student Credit Hours (SCH), Full Time Equated Faculty (FTEF) and SCH/FTEF Aggregated by Course Prefix within College and Department

| Prefix | Year | <u>Student Credit Hours</u> | | | F + W (a) | <u>Full Time Equated Faculty</u> | | | Avg F + W (b) | <u>SCH/FTEF</u> | | | F + W (a / b) |
|----------------------------|---------|-----------------------------|----------|----------|--------------|----------------------------------|-------|--------|------------------|-----------------|--------|--------|------------------|
| | | Summer | Fall | Winter | | Summer | Fall | Winter | | Fall | Winter | Summer | |
| <u>College of Pharmacy</u> | | | | | | | | | | | | | |
| <u>Pharmacy</u> | | | | | | | | | | | | | |
| PHCL | 2002-03 | 186.00 | 467.00 | 320.00 | 787.00 | 1.27 | 1.78 | 1.61 | 1.70 | 146.29 | 261.98 | 198.88 | 464.09 |
| PHCL | 2003-04 | 150.00 | 495.00 | 362.00 | 857.00 | 0.58 | 1.75 | 1.48 | 1.62 | 260.50 | 282.11 | 244.24 | 529.54 |
| PHCL | 2004-05 | 177.00 | 499.00 | 292.00 | 791.00 | 0.71 | 1.79 | 1.03 | 1.41 | 247.80 | 278.38 | 283.03 | 560.16 |
| PHCL | 2005-06 | 138.00 | 532.00 | 372.00 | 904.00 | 0.64 | 1.83 | 0.77 | 1.30 | 214.36 | 290.98 | 485.24 | 696.73 |
| PHPR | 2001-02 | 26.00 | 2,100.00 | 1,931.00 | 4,031.00 | 1.20 | 16.46 | 17.20 | 16.83 | 21.64 | 127.55 | 112.24 | 239.46 |
| PHPR | 2002-03 | 182.00 | 2,271.00 | 2,876.00 | 5,147.00 | 2.89 | 21.18 | 21.15 | 21.17 | 62.92 | 107.20 | 136.01 | 243.18 |
| PHPR | 2003-04 | 295.00 | 3,214.00 | 3,722.00 | 6,936.00 | 11.17 | 24.66 | 24.74 | 24.70 | 26.40 | 130.34 | 150.47 | 280.84 |
| PHPR | 2004-05 | 1,371.00 | 2,964.00 | 3,480.00 | 6,444.00 | 23.10 | 26.78 | 27.49 | 27.13 | 59.35 | 110.70 | 126.60 | 237.50 |
| PHPR | 2005-06 | 1,097.00 | 3,292.00 | 3,705.00 | 6,997.00 | 24.18 | 29.21 | 28.94 | 29.08 | 45.36 | 112.69 | 128.03 | 240.65 |

FERRIS STATE UNIVERSITY

Student Credit Hours (SCH), Full Time Equated Faculty (FTEF) and SCH/FTEF Aggregated by Course Prefix within College and Department

| Prefix | Year | <u>Student Credit Hours</u> | | | F + W (a) | <u>Full Time Equated Faculty</u> | | | Avg F + W (b) | <u>SCH/FTEF</u> | | | F + W (a / b) | |
|---|---------|-----------------------------|--------|--------|--------------|----------------------------------|------|--------|------------------|-----------------|--------|--------|------------------|--------|
| | | Summer | Fall | Winter | | Summer | Fall | Winter | | Fall | Winter | Summer | | |
| <u>College of Profess & Tech Studies</u> | | | | | | | | | | | | | | |
| <u>Professional & Technological Studies</u> | | | | | | | | | | | | | | |
| APPS | 2003-04 | 4.00 | 0.00 | 0.00 | 0.00 | 0.00 | 0.00 | 0.00 | 0.00 | 0.00 | 0.00 | 192.00 | 132.00 | 324.00 |
| APPS | 2004-05 | 0.00 | 48.00 | 33.00 | 81.00 | 0.00 | 0.25 | 0.25 | 0.25 | 0.25 | 0.25 | 121.47 | 64.67 | 207.14 |
| APPS | 2005-06 | 33.00 | 396.00 | 97.00 | 493.00 | 0.00 | 3.26 | 1.50 | 2.38 | 1.17 | 1.17 | 82.00 | 88.72 | 171.67 |
| DAGD | 2003-04 | 0.00 | 82.00 | 118.00 | 200.00 | 0.00 | 1.00 | 1.33 | 1.79 | 1.79 | 1.79 | 213.33 | 153.11 | 356.55 |
| DAGD | 2004-05 | 27.00 | 320.00 | 320.00 | 640.00 | 0.25 | 1.50 | 2.09 | 3.38 | 3.38 | 3.38 | 195.00 | 190.13 | 384.59 |
| DAGD | 2005-06 | 27.00 | 585.00 | 713.00 | 1,298.00 | 1.00 | 3.00 | 3.75 | | | | | | |

FERRIS STATE UNIVERSITY

Student Credit Hours (SCH), Full Time Equated Faculty (FTEF) and SCH/FTEF Aggregated by Course Prefix within College and Department

| Prefix | Year | Student Credit Hours | | | F + W (a) | Full Time Equated Faculty | | | Avg F + W (b) | SCH/FTEF | | | F + W (a / b) |
|--|---------|----------------------|--------|--------|--------------|---------------------------|------|--------|------------------|----------|--------|--------|------------------|
| | | Summer | Fall | Winter | | Summer | Fall | Winter | | Summer | Fall | Winter | |
| <u>College of Technology</u> | | | | | | | | | | | | | |
| <u>Architectural Tech & Facilities Mgmt</u> | | | | | | | | | | | | | |
| ARCH | 2001-02 | 0.00 | 877.00 | 860.00 | 1,737.00 | 0.00 | 5.06 | 4.86 | 4.96 | 173.41 | 176.85 | 350.20 | 350.20 |
| ARCH | 2002-03 | 0.00 | 760.00 | 580.00 | 1,340.00 | 0.00 | 5.14 | 4.58 | 4.86 | 147.89 | 126.56 | 275.67 | 275.67 |
| ARCH | 2003-04 | 0.00 | 900.00 | 770.00 | 1,670.00 | 0.00 | 4.53 | 5.10 | 4.82 | 198.46 | 150.98 | 346.65 | 346.65 |
| ARCH | 2004-05 | 0.00 | 971.00 | 795.00 | 1,766.00 | 0.00 | 4.83 | 4.95 | 4.89 | 201.21 | 160.61 | 361.30 | 361.30 |
| ARCH | 2005-06 | 0.00 | 871.00 | 759.00 | 1,630.00 | 0.00 | 3.29 | 3.96 | 3.63 | 264.66 | 191.60 | 449.50 | 449.50 |
| FMAN | 2001-02 | 62.00 | 241.00 | 299.00 | 540.00 | 0.92 | 1.52 | 2.61 | 2.06 | 67.39 | 114.68 | 261.51 | 261.51 |
| FMAN | 2002-03 | 104.00 | 294.00 | 312.00 | 606.00 | 0.92 | 2.17 | 2.83 | 2.50 | 113.04 | 110.36 | 242.39 | 242.39 |
| FMAN | 2003-04 | 93.00 | 267.00 | 165.00 | 432.00 | 0.92 | 1.50 | 0.90 | 1.20 | 101.09 | 183.33 | 360.00 | 360.00 |
| FMAN | 2004-05 | 26.00 | 51.00 | 162.00 | 213.00 | 0.21 | 0.58 | 1.05 | 0.82 | 123.81 | 87.43 | 260.82 | 260.82 |
| FMAN | 2005-06 | 44.00 | 300.00 | 312.00 | 612.00 | 0.31 | 1.20 | 1.87 | 1.53 | 141.94 | 166.97 | 398.88 | 398.88 |
| <u>Automotive</u> | | | | | | | | | | | | | |
| ABOD | 2001-02 | 0.00 | 340.00 | 382.00 | 722.00 | 0.00 | 2.00 | 2.38 | 2.19 | 170.00 | 160.19 | 329.33 | 329.33 |
| ABOD | 2002-03 | 0.00 | 368.00 | 372.00 | 740.00 | 0.00 | 1.91 | 2.31 | 2.11 | 192.76 | 161.20 | 350.98 | 350.98 |
| ABOD | 2003-04 | 0.00 | 494.00 | 470.00 | 964.00 | 0.00 | 2.41 | 3.40 | 2.90 | 205.06 | 138.24 | 331.89 | 331.89 |
| ABOD | 2004-05 | 0.00 | 444.00 | 456.00 | 900.00 | 0.00 | 2.41 | 2.45 | 2.43 | 184.30 | 185.78 | 370.09 | 370.09 |
| ABOD | 2005-06 | 0.00 | 442.00 | 444.00 | 886.00 | 0.00 | 3.00 | 3.40 | 3.20 | 147.33 | 130.59 | 276.88 | 276.88 |
| AHEM | 2001-02 | 183.00 | 613.00 | 642.00 | 1,255.00 | 2.07 | 3.00 | 3.00 | 3.00 | 88.41 | 214.00 | 418.33 | 418.33 |
| AHEM | 2002-03 | 311.00 | 838.00 | 745.00 | 1,583.00 | 1.91 | 3.00 | 3.50 | 3.25 | 162.83 | 212.86 | 487.08 | 487.08 |
| AHEM | 2003-04 | 249.00 | 811.00 | 821.00 | 1,632.00 | 1.83 | 3.00 | 3.58 | 3.29 | 136.07 | 229.33 | 496.05 | 496.05 |
| AHEM | 2004-05 | 245.00 | 825.00 | 679.00 | 1,504.00 | 1.69 | 3.00 | 3.00 | 3.00 | 144.97 | 226.33 | 501.33 | 501.33 |
| AHEM | 2005-06 | 286.00 | 970.00 | 930.00 | 1,900.00 | 1.91 | 3.29 | 4.08 | 3.69 | 149.74 | 227.94 | 515.32 | 515.32 |

FERRIS STATE UNIVERSITY

Student Credit Hours (SCH), Full Time Equated Faculty (FTEF) and SCH/FTEF Aggregated by Course Prefix within College and Department

| Prefix | Year | Student Credit Hours | | | F + W (a) | Full Time Equated Faculty | | | | F + W (a / b) | | | |
|--|---------|----------------------|----------|----------|--------------|---------------------------|-------|--------|------------------|------------------|--------|--------|--------|
| | | Summer | Fall | Winter | | Summer | Fall | Winter | Avg F + W (b) | | Summer | Fall | Winter |
| <u>Automotive</u> | | | | | | | | | | | | | |
| AUTO | 2001-02 | 364.00 | 2,072.00 | 1,760.00 | 3,832.00 | 3.07 | 14.42 | 13.04 | 13.73 | 118.57 | 143.69 | 135.02 | 279.14 |
| AUTO | 2002-03 | 370.00 | 2,051.00 | 1,979.00 | 4,030.00 | 3.84 | 13.63 | 14.10 | 13.86 | 96.35 | 150.53 | 140.33 | 290.69 |
| AUTO | 2003-04 | 254.00 | 2,745.00 | 2,691.00 | 5,436.00 | 2.67 | 15.00 | 15.75 | 15.38 | 95.13 | 183.00 | 170.86 | 353.56 |
| AUTO | 2004-05 | 384.00 | 3,028.00 | 2,913.00 | 5,941.00 | 3.51 | 18.00 | 19.05 | 18.52 | 109.40 | 168.22 | 152.95 | 320.74 |
| AUTO | 2005-06 | 564.00 | 2,842.00 | 2,717.00 | 5,559.00 | 6.50 | 17.25 | 18.65 | 17.95 | 86.77 | 164.74 | 145.68 | 309.68 |
| <u>Construction Technology & Management</u> | | | | | | | | | | | | | |
| BCTM | 2001-02 | 0.00 | 210.00 | 222.00 | 432.00 | 0.00 | 0.91 | 1.30 | 1.11 | 0.00 | 230.45 | 170.41 | 390.25 |
| BCTM | 2002-03 | 0.00 | 261.00 | 282.00 | 543.00 | 0.00 | 0.87 | 1.50 | 1.18 | 0.00 | 301.15 | 188.07 | 458.99 |
| BCTM | 2003-04 | 0.00 | 210.00 | 348.00 | 558.00 | 0.00 | 0.56 | 2.07 | 1.31 | 0.00 | 372.58 | 168.44 | 424.38 |
| BCTM | 2004-05 | 0.00 | 297.00 | 288.00 | 585.00 | 0.00 | 1.18 | 1.25 | 1.21 | 0.00 | 252.23 | 230.25 | 481.82 |
| BCTM | 2005-06 | 0.00 | 300.00 | 303.00 | 603.00 | 0.00 | 1.21 | 1.43 | 1.32 | 0.00 | 247.06 | 211.56 | 455.69 |
| CETM | 2001-02 | 0.00 | 18.00 | 45.00 | 63.00 | 0.00 | 0.33 | 0.82 | 0.58 | 0.00 | 54.00 | 55.00 | 109.42 |
| CETM | 2002-03 | 0.00 | 42.00 | 153.00 | 195.00 | 0.00 | 0.30 | 1.60 | 0.95 | 0.00 | 140.00 | 95.63 | 205.26 |
| CETM | 2003-04 | 0.00 | 36.00 | 171.00 | 207.00 | 0.00 | 0.27 | 0.76 | 0.52 | 0.00 | 132.00 | 223.60 | 399.04 |
| CETM | 2004-05 | 0.00 | 39.00 | 129.00 | 168.00 | 0.00 | 0.30 | 0.80 | 0.55 | 0.00 | 130.00 | 162.17 | 306.72 |
| CETM | 2005-06 | 0.00 | 79.00 | 170.00 | 249.00 | 0.00 | 0.64 | 0.91 | 0.77 | 0.00 | 124.14 | 187.00 | 322.24 |
| CONM | 2001-02 | 0.00 | 2,007.00 | 1,676.00 | 3,683.00 | 0.00 | 8.56 | 8.21 | 8.38 | 0.00 | 234.47 | 204.21 | 439.31 |
| CONM | 2002-03 | 0.00 | 2,233.00 | 1,733.00 | 3,966.00 | 0.00 | 7.48 | 7.41 | 7.45 | 0.00 | 298.40 | 233.85 | 532.56 |
| CONM | 2003-04 | 0.00 | 2,298.00 | 1,940.00 | 4,238.00 | 0.00 | 8.40 | 7.52 | 7.96 | 0.00 | 273.48 | 257.86 | 532.21 |
| CONM | 2004-05 | 54.00 | 2,366.00 | 2,132.00 | 4,498.00 | 0.66 | 8.07 | 8.78 | 8.42 | 81.82 | 293.26 | 242.89 | 534.03 |
| CONM | 2005-06 | 64.00 | 2,615.00 | 2,262.00 | 4,877.00 | 0.66 | 8.98 | 10.62 | 9.80 | 96.97 | 291.29 | 213.02 | 497.75 |

FERRIS STATE UNIVERSITY

Student Credit Hours (SCH), Full Time Equated Faculty (FTEF) and SCH/FTEF Aggregated by Course Prefix within College and Department

| Prefix | Year | <u>Student Credit Hours</u> | | | F + W (a) | <u>Full Time Equated Faculty</u> | | | <u>SCH/FTEF</u> | | | F + W (a / b) |
|---|---------|-----------------------------|----------|----------|--------------|----------------------------------|------|--------|-----------------|--------|--------|------------------|
| | | Summer | Fall | Winter | | Summer | Fall | Winter | Summer | Fall | Winter | |
| <u>College of Technology</u> | | | | | | | | | | | | |
| <u>Construction Technology & Management</u> | | | | | | | | | | | | |
| <u>Electronics/CNS</u> | | | | | | | | | | | | |
| ECNS | 2001-02 | 0.00 | 330.00 | 122.00 | 452.00 | 0.00 | 2.01 | 1.35 | 1.68 | 164.02 | 90.42 | 268.96 |
| ECNS | 2002-03 | 0.00 | 274.00 | 247.00 | 521.00 | 0.00 | 2.13 | 1.73 | 1.93 | 128.59 | 142.55 | 269.71 |
| ECNS | 2003-04 | 0.00 | 405.00 | 270.00 | 675.00 | 0.00 | 2.42 | 1.40 | 1.91 | 167.59 | 193.34 | 354.04 |
| ECNS | 2004-05 | 0.00 | 379.00 | 300.00 | 679.00 | 0.00 | 2.17 | 1.90 | 2.04 | 174.25 | 157.63 | 332.99 |
| ECNS | 2005-06 | 0.00 | 455.00 | 334.00 | 789.00 | 0.00 | 2.43 | 2.27 | 2.35 | 187.04 | 147.32 | 335.76 |
| EEET | 2001-02 | 86.00 | 1,326.00 | 1,427.00 | 2,753.00 | 0.67 | 7.99 | 9.25 | 8.62 | 128.36 | 166.00 | 319.34 |
| EEET | 2002-03 | 108.00 | 1,143.00 | 1,365.00 | 2,508.00 | 0.67 | 5.90 | 8.78 | 7.34 | 161.19 | 193.58 | 341.58 |
| EEET | 2003-04 | 84.00 | 1,280.00 | 1,329.00 | 2,609.00 | 0.67 | 6.42 | 8.21 | 7.31 | 125.37 | 199.45 | 356.80 |
| EEET | 2004-05 | 92.00 | 1,230.00 | 1,228.00 | 2,458.00 | 0.67 | 6.64 | 6.27 | 6.46 | 137.31 | 185.10 | 380.74 |
| EEET | 2005-06 | 84.00 | 1,131.00 | 1,173.00 | 2,304.00 | 0.67 | 6.22 | 6.23 | 6.23 | 125.37 | 181.85 | 370.05 |
| <u>HVACR</u> | | | | | | | | | | | | |
| HVAC | 2001-02 | 102.00 | 1,353.00 | 1,174.00 | 2,527.00 | 0.67 | 6.75 | 7.82 | 7.28 | 152.24 | 200.44 | 346.94 |
| HVAC | 2002-03 | 96.00 | 1,381.00 | 1,163.00 | 2,544.00 | 0.67 | 5.85 | 7.69 | 6.77 | 143.28 | 236.01 | 375.81 |
| HVAC | 2003-04 | 140.00 | 1,435.00 | 1,146.00 | 2,581.00 | 1.08 | 6.95 | 7.00 | 6.97 | 129.63 | 206.50 | 370.15 |
| HVAC | 2004-05 | 112.00 | 1,485.00 | 1,202.00 | 2,687.00 | 0.75 | 7.19 | 6.66 | 6.92 | 149.33 | 206.61 | 388.08 |
| HVAC | 2005-06 | 166.00 | 1,547.00 | 1,195.00 | 2,742.00 | 0.83 | 8.05 | 8.64 | 8.34 | 200.00 | 192.25 | 328.65 |
| <u>Heavy Equipment</u> | | | | | | | | | | | | |
| HEQK | 2001-02 | 60.00 | 0.00 | 0.00 | 0.00 | 0.67 | 0.00 | 0.00 | 0.00 | 89.55 | | |

FERRIS STATE UNIVERSITY

Student Credit Hours (SCH), Full Time Equated Faculty (FTEF) and SCH/FTEF Aggregated by Course Prefix within College and Department

| Prefix | Year | <u>Student Credit Hours</u> | | | F + W (a) | <u>Full Time Equated Faculty</u> | | | Avg F + W (b) | <u>SCH/FTEF</u> | | | F + W (a / b) |
|--|---------|-----------------------------|----------|----------|--------------|----------------------------------|------|--------|------------------|-----------------|--------|--------|------------------|
| | | Summer | Fall | Winter | | Summer | Fall | Winter | | Summer | Fall | Winter | |
| <u>College of Technology</u> | | | | | | | | | | | | | |
| <u>Heavy Equipment</u> | | | | | | | | | | | | | |
| HEQK | 2002-03 | 106.00 | 0.00 | 0.00 | 0.00 | 1.16 | 0.00 | 0.00 | 0.00 | 91.38 | | | |
| HEQT | 2001-02 | 0.00 | 804.00 | 754.00 | 1,558.00 | 0.00 | 5.77 | 5.70 | 5.74 | | 139.32 | 132.27 | 271.63 |
| HEQT | 2002-03 | 96.00 | 714.00 | 714.00 | 1,428.00 | 0.67 | 5.20 | 5.24 | 5.22 | 143.28 | 137.18 | 136.34 | 273.52 |
| HEQT | 2003-04 | 112.00 | 576.00 | 560.00 | 1,136.00 | 0.67 | 4.16 | 5.92 | 5.04 | 167.16 | 138.40 | 94.67 | 225.45 |
| HEQT | 2004-05 | 72.00 | 662.00 | 538.00 | 1,200.00 | 0.67 | 4.19 | 2.78 | 3.49 | 107.46 | 158.05 | 193.21 | 344.18 |
| HEQT | 2005-06 | 112.00 | 784.00 | 502.00 | 1,286.00 | 0.67 | 4.35 | 2.62 | 3.49 | 167.16 | 180.15 | 191.27 | 368.66 |
| HSET | 2001-02 | 56.00 | 212.00 | 236.00 | 448.00 | 0.67 | 1.40 | 0.97 | 1.18 | 83.58 | 151.54 | 243.38 | 378.27 |
| HSET | 2002-03 | 68.00 | 356.00 | 180.00 | 536.00 | 0.67 | 1.63 | 1.26 | 1.45 | 101.49 | 218.63 | 142.49 | 370.73 |
| HSET | 2003-04 | 44.00 | 168.00 | 132.00 | 300.00 | 0.30 | 1.00 | 0.97 | 0.99 | 146.67 | 168.31 | 135.47 | 304.17 |
| HSET | 2004-05 | 36.00 | 148.00 | 216.00 | 364.00 | 0.25 | 1.14 | 1.80 | 1.47 | 144.00 | 129.66 | 120.30 | 247.88 |
| HSET | 2005-06 | 40.00 | 172.00 | 188.00 | 360.00 | 0.28 | 0.98 | 1.55 | 1.26 | 142.86 | 175.87 | 121.65 | 285.32 |
| <u>Manufacturing Engineering Technology</u> | | | | | | | | | | | | | |
| MATL | 2001-02 | 0.00 | 484.00 | 236.00 | 720.00 | 0.00 | 1.61 | 0.83 | 1.22 | | 300.73 | 284.34 | 590.31 |
| MATL | 2002-03 | 0.00 | 341.00 | 236.00 | 577.00 | 0.00 | 1.00 | 1.00 | 1.00 | | 341.00 | 236.00 | 577.00 |
| MATL | 2003-04 | 0.00 | 540.00 | 309.00 | 849.00 | 0.00 | 1.20 | 1.08 | 1.14 | | 450.00 | 285.23 | 743.65 |
| MATL | 2004-05 | 57.00 | 515.00 | 232.00 | 747.00 | 0.25 | 1.40 | 0.88 | 1.14 | 228.00 | 367.86 | 263.30 | 654.94 |
| MATL | 2005-06 | 0.00 | 509.00 | 230.00 | 739.00 | 0.00 | 1.40 | 0.97 | 1.19 | | 363.57 | 236.15 | 622.59 |
| MFGE | 2001-02 | 162.00 | 1,327.00 | 1,160.00 | 2,487.00 | 1.06 | 4.80 | 5.89 | 5.35 | 152.83 | 276.23 | 196.94 | 465.12 |
| MFGE | 2002-03 | 288.00 | 1,490.00 | 1,186.00 | 2,676.00 | 1.50 | 6.08 | 5.53 | 5.81 | 192.00 | 244.93 | 214.47 | 460.85 |
| MFGE | 2003-04 | 170.00 | 1,334.00 | 1,097.00 | 2,431.00 | 1.20 | 5.96 | 5.83 | 5.89 | 141.67 | 223.70 | 188.27 | 412.38 |

FERRIS STATE UNIVERSITY

Student Credit Hours (SCH), Full Time Equated Faculty (FTEF) and SCH/FTEF Aggregated by Course Prefix within College and Department

| Prefix | Year | Student Credit Hours | | | F + W (a) | Full Time Equated Faculty | | | F + W (a / b) | | | | |
|--|---------|----------------------|----------|----------|--------------|---------------------------|------|--------|------------------|----------|--------|--------|--------|
| | | Summer | Fall | Winter | | Summer | Fall | Winter | | SCH/FTEF | | | |
| | | | | | | Summer | Fall | Winter | Summer | Fall | Winter | | |
| | | | | | | | | | Avg F + W (b) | | | | |
| <u>College of Technology</u> | | | | | | | | | | | | | |
| <u>Manufacturing Engineering Technology</u> | | | | | | | | | | | | | |
| MFGE | 2004-05 | 162.00 | 1,229.00 | 1,120.00 | 2,349.00 | 1.17 | 5.64 | 5.70 | 5.67 | 138.46 | 217.91 | 196.53 | 414.33 |
| MFGE | 2005-06 | 180.00 | 1,255.00 | 1,221.00 | 2,476.00 | 0.95 | 5.51 | 6.53 | 6.02 | 189.47 | 227.63 | 187.00 | 411.20 |
| MFGT | 2001-02 | 0.00 | 775.00 | 702.00 | 1,477.00 | 0.00 | 5.78 | 6.06 | 5.92 | | 134.16 | 115.84 | 249.56 |
| MFGT | 2002-03 | 0.00 | 775.00 | 686.00 | 1,461.00 | 0.00 | 5.25 | 5.64 | 5.44 | | 147.71 | 121.73 | 268.51 |
| MFGT | 2003-04 | 0.00 | 656.00 | 580.00 | 1,236.00 | 0.00 | 5.50 | 5.55 | 5.52 | | 119.37 | 104.50 | 223.80 |
| MFGT | 2004-05 | 0.00 | 644.00 | 614.00 | 1,258.00 | 0.00 | 5.08 | 5.25 | 5.16 | | 126.79 | 116.95 | 243.58 |
| MFGT | 2005-06 | 2.00 | 683.00 | 582.00 | 1,265.00 | 0.00 | 3.71 | 5.51 | 4.61 | | 184.01 | 105.69 | 274.45 |
| <u>Mechanical Design</u> | | | | | | | | | | | | | |
| CDTD | 2001-02 | 0.00 | 699.00 | 546.00 | 1,245.00 | 0.00 | 3.90 | 4.34 | 4.12 | | 179.38 | 125.81 | 302.31 |
| CDTD | 2002-03 | 0.00 | 656.00 | 515.00 | 1,171.00 | 0.00 | 3.55 | 4.16 | 3.85 | | 184.79 | 123.80 | 303.76 |
| CDTD | 2003-04 | 0.00 | 710.00 | 579.00 | 1,289.00 | 0.00 | 3.62 | 3.80 | 3.71 | | 196.38 | 152.55 | 347.86 |
| CDTD | 2004-05 | 0.00 | 555.00 | 489.00 | 1,044.00 | 0.00 | 3.67 | 4.00 | 3.84 | | 151.36 | 122.15 | 272.23 |
| CDTD | 2005-06 | 0.00 | 554.00 | 490.00 | 1,044.00 | 0.00 | 3.62 | 3.84 | 3.73 | | 153.23 | 127.72 | 280.19 |
| ETEC | 2001-02 | 0.00 | 312.00 | 129.00 | 441.00 | 0.00 | 1.48 | 0.44 | 0.96 | | 210.77 | 290.98 | 458.52 |
| ETEC | 2002-03 | 0.00 | 318.00 | 138.00 | 456.00 | 0.00 | 1.23 | 0.50 | 0.86 | | 259.28 | 276.00 | 528.25 |
| ETEC | 2003-04 | 0.00 | 288.00 | 144.00 | 432.00 | 0.00 | 1.26 | 0.59 | 0.93 | | 228.43 | 242.25 | 465.72 |
| ETEC | 2004-05 | 0.00 | 342.00 | 96.00 | 438.00 | 0.00 | 1.25 | 0.67 | 0.96 | | 273.60 | 144.00 | 457.04 |
| ETEC | 2005-06 | 0.00 | 279.00 | 147.00 | 426.00 | 0.00 | 1.23 | 0.89 | 1.06 | | 226.69 | 164.55 | 401.11 |
| MECH | 2001-02 | 0.00 | 741.00 | 767.00 | 1,508.00 | 0.00 | 3.20 | 3.34 | 3.27 | | 231.78 | 229.50 | 461.23 |
| MECH | 2002-03 | 76.00 | 910.00 | 759.00 | 1,669.00 | 1.00 | 2.61 | 3.04 | 2.82 | 75.75 | 348.76 | 249.92 | 591.20 |

FERRIS STATE UNIVERSITY

Student Credit Hours (SCH), Full Time Equated Faculty (FTEF) and SCH/FTEF Aggregated by Course Prefix within College and Department

| Prefix | Year | <u>Student Credit Hours</u> | | | F + W (a) | <u>Full Time Equated Faculty</u> | | | Avg F + W (b) | <u>SCH/FTEF</u> | | | F + W (a / b) |
|-------------------------------------|---------|-----------------------------|----------|----------|--------------|----------------------------------|------|--------|------------------|-----------------|--------|--------|------------------|
| | | Summer | Fall | Winter | | Summer | Fall | Winter | | Summer | Fall | Winter | |
| <u>College of Technology</u> | | | | | | | | | | | | | |
| <u>Mechanical Design</u> | | | | | | | | | | | | | |
| MECH | 2003-04 | 40.00 | 864.00 | 795.00 | 1,659.00 | 0.27 | 3.67 | 3.24 | 3.45 | 148.15 | 235.64 | 245.18 | 480.23 |
| MECH | 2004-05 | 44.00 | 745.00 | 865.00 | 1,610.00 | 0.19 | 3.49 | 3.24 | 3.36 | 231.58 | 213.73 | 267.07 | 478.84 |
| MECH | 2005-06 | 68.00 | 716.00 | 686.00 | 1,402.00 | 0.39 | 2.87 | 3.15 | 3.01 | 174.36 | 249.77 | 217.78 | 466.04 |
| PDET | 2001-02 | 96.00 | 392.00 | 387.00 | 779.00 | 0.25 | 1.23 | 1.40 | 1.32 | 384.00 | 319.71 | 275.52 | 592.23 |
| PDET | 2002-03 | 120.00 | 225.00 | 516.00 | 741.00 | 0.67 | 0.97 | 2.59 | 1.78 | 180.00 | 232.76 | 198.99 | 416.33 |
| PDET | 2003-04 | 0.00 | 306.00 | 468.00 | 774.00 | 0.00 | 1.00 | 1.43 | 1.21 | | 306.00 | 327.85 | 637.70 |
| PDET | 2004-05 | 87.00 | 365.00 | 425.00 | 790.00 | 0.25 | 1.38 | 2.51 | 1.95 | 348.00 | 264.31 | 169.25 | 405.95 |
| PDET | 2005-06 | 42.00 | 310.00 | 441.00 | 751.00 | 0.17 | 2.00 | 3.03 | 2.52 | 247.06 | 155.00 | 145.54 | 298.61 |
| <u>Plastics and Rubber</u> | | | | | | | | | | | | | |
| PLTS | 2001-02 | 360.00 | 1,130.00 | 1,389.00 | 2,519.00 | 2.41 | 7.72 | 6.95 | 7.34 | 149.38 | 146.37 | 199.86 | 343.42 |
| PLTS | 2002-03 | 349.00 | 1,019.00 | 1,343.00 | 2,362.00 | 2.68 | 6.88 | 7.50 | 7.19 | 130.22 | 148.22 | 178.99 | 328.55 |
| PLTS | 2003-04 | 308.00 | 1,086.00 | 1,150.00 | 2,236.00 | 2.00 | 6.54 | 6.67 | 6.61 | 154.00 | 165.94 | 172.47 | 338.47 |
| PLTS | 2004-05 | 316.00 | 739.00 | 969.00 | 1,708.00 | 1.91 | 6.67 | 6.09 | 6.38 | 165.45 | 110.85 | 159.09 | 267.76 |
| PLTS | 2005-06 | 227.00 | 700.00 | 757.00 | 1,457.00 | 1.32 | 5.28 | 6.53 | 5.91 | 171.97 | 132.63 | 115.86 | 246.71 |
| RUBR | 2001-02 | 88.00 | 232.00 | 231.00 | 463.00 | 0.57 | 2.06 | 2.00 | 2.03 | 154.39 | 112.62 | 115.50 | 228.08 |
| RUBR | 2002-03 | 72.00 | 160.00 | 205.00 | 365.00 | 1.34 | 2.00 | 1.92 | 1.96 | 53.73 | 80.00 | 106.96 | 186.38 |
| RUBR | 2003-04 | 76.00 | 150.00 | 118.00 | 268.00 | 0.49 | 1.36 | 1.50 | 1.43 | 155.10 | 110.66 | 78.56 | 187.56 |
| RUBR | 2004-05 | 56.00 | 94.00 | 100.00 | 194.00 | 0.37 | 1.22 | 1.64 | 1.43 | 151.35 | 76.91 | 61.11 | 135.73 |
| RUBR | 2005-06 | 32.00 | 95.00 | 85.00 | 180.00 | 0.22 | 1.61 | 1.36 | 1.49 | 145.45 | 58.97 | 62.33 | 121.02 |

FERRIS STATE UNIVERSITY

Student Credit Hours (SCH), Full Time Equated Faculty (FTEF) and SCH/FTEF Aggregated by Course Prefix within College and Department

| Prefix | Year | Student Credit Hours | | | F + W (a) | Full Time Equated Faculty | | | Avg F + W (b) | SCH/FTEF | | | F + W (a / b) |
|--|---------|----------------------|--------|--------|--------------|---------------------------|------|--------|------------------|----------|--------|--------|------------------|
| | | Summer | Fall | Winter | | Summer | Fall | Winter | | Summer | Fall | Winter | |
| <u>Printing & Imaging Technology Mgmt</u> | | | | | | | | | | | | | |
| NMPP | 2001-02 | 0.00 | 128.00 | 87.00 | 215.00 | 0.00 | 0.85 | 0.90 | 0.87 | 150.86 | 96.58 | 245.82 | |
| NMPP | 2002-03 | 0.00 | 30.00 | 84.00 | 114.00 | 0.00 | 0.67 | 1.10 | 0.88 | 45.00 | 76.56 | 129.26 | |
| NMPP | 2003-04 | 0.00 | 63.00 | 101.00 | 164.00 | 0.00 | 0.67 | 1.08 | 0.87 | 94.50 | 93.23 | 187.43 | |
| NMPP | 2004-05 | 0.00 | 69.00 | 81.00 | 150.00 | 0.00 | 0.77 | 1.09 | 0.93 | 89.35 | 74.54 | 161.39 | |
| NMPP | 2005-06 | 0.00 | 85.00 | 90.00 | 175.00 | 0.00 | 0.62 | 1.04 | 0.83 | 137.84 | 86.54 | 211.27 | |
| PHOT | 2001-02 | 24.00 | 123.00 | 120.00 | 243.00 | 0.25 | 0.60 | 0.50 | 0.55 | 96.00 | 240.00 | 441.82 | |
| PHOT | 2002-03 | 105.00 | 123.00 | 150.00 | 273.00 | 0.50 | 0.50 | 0.50 | 0.50 | 210.00 | 300.00 | 546.00 | |
| PHOT | 2003-04 | 129.00 | 150.00 | 222.00 | 372.00 | 0.50 | 0.50 | 0.75 | 0.63 | 258.00 | 296.00 | 595.20 | |
| PHOT | 2004-05 | 84.00 | 216.00 | 225.00 | 441.00 | 0.25 | 0.80 | 0.75 | 0.78 | 336.00 | 300.00 | 569.03 | |
| PHOT | 2005-06 | 111.00 | 144.00 | 75.00 | 219.00 | 0.50 | 0.45 | 0.17 | 0.31 | 222.00 | 441.18 | 706.45 | |
| PMGT | 2001-02 | 66.00 | 251.00 | 183.00 | 434.00 | 0.67 | 2.25 | 2.25 | 2.25 | 98.51 | 81.33 | 192.89 | |
| PMGT | 2002-03 | 58.00 | 154.00 | 165.00 | 319.00 | 0.67 | 2.00 | 2.08 | 2.04 | 86.57 | 79.33 | 156.37 | |
| PMGT | 2003-04 | 62.00 | 204.00 | 189.00 | 393.00 | 0.67 | 2.33 | 2.43 | 2.38 | 92.54 | 77.82 | 165.06 | |
| PMGT | 2004-05 | 130.00 | 186.00 | 173.00 | 359.00 | 0.92 | 2.23 | 1.00 | 1.61 | 141.30 | 173.00 | 222.39 | |
| PMGT | 2005-06 | 76.00 | 186.00 | 310.00 | 496.00 | 0.67 | 1.67 | 1.51 | 1.59 | 113.43 | 205.95 | 312.26 | |
| PTEC | 2001-02 | 0.00 | 718.00 | 587.00 | 1,305.00 | 0.00 | 5.72 | 5.60 | 5.66 | 125.49 | 104.84 | 230.55 | |
| PTEC | 2002-03 | 0.00 | 651.00 | 616.00 | 1,267.00 | 0.00 | 5.08 | 5.40 | 5.24 | 128.07 | 114.02 | 241.65 | |
| PTEC | 2003-04 | 0.00 | 536.00 | 441.00 | 977.00 | 0.00 | 4.39 | 3.74 | 4.06 | 122.13 | 117.97 | 240.43 | |
| PTEC | 2004-05 | 0.00 | 547.00 | 504.00 | 1,051.00 | 0.00 | 4.07 | 3.50 | 3.79 | 134.26 | 143.86 | 277.40 | |
| PTEC | 2005-06 | 0.00 | 590.00 | 481.00 | 1,071.00 | 0.00 | 3.54 | 3.42 | 3.48 | 166.59 | 140.45 | 307.47 | |

College of Technology

FERRIS STATE UNIVERSITY

Student Credit Hours (SCH), Full Time Equated Faculty (FTEF) and SCH/FTEF Aggregated by Course Prefix within College and Department

| Prefix | Year | <u>Student Credit Hours</u> | | | F + W (a) | <u>Full Time Equated Faculty</u> | | | <u>SCH/FTEF</u> | | | F + W (a / b) | |
|--|---------|-----------------------------|----------|----------|--------------|----------------------------------|------|--------|-----------------|--------|--------|------------------|--------|
| | | Summer | Fall | Winter | | Summer | Fall | Winter | Summer | Fall | Winter | | |
| <u>College of Technology</u> | | | | | | | | | | | | | |
| <u>Surveying</u> | | | | | | | | | | | | | |
| SURE | 2001-02 | 276.00 | 720.00 | 960.00 | 1,680.00 | 1.25 | 4.64 | 6.88 | 5.76 | 220.80 | 155.10 | 139.60 | 291.69 |
| SURE | 2002-03 | 114.00 | 764.00 | 994.00 | 1,758.00 | 1.00 | 5.50 | 6.36 | 5.93 | 114.00 | 138.91 | 156.29 | 296.46 |
| SURE | 2003-04 | 3.00 | 673.00 | 966.00 | 1,639.00 | 0.00 | 5.33 | 6.15 | 5.74 | 162.00 | 126.19 | 157.11 | 285.49 |
| SURE | 2004-05 | 81.00 | 705.00 | 893.00 | 1,598.00 | 0.50 | 5.43 | 6.32 | 5.88 | 162.00 | 129.73 | 141.32 | 271.92 |
| SURE | 2005-06 | 93.00 | 797.00 | 1,107.00 | 1,904.00 | 0.52 | 5.35 | 6.49 | 5.92 | 177.91 | 148.85 | 170.51 | 321.43 |
| <u>Welding</u> | | | | | | | | | | | | | |
| WELD | 2001-02 | 108.00 | 1,041.00 | 749.00 | 1,790.00 | 0.67 | 6.02 | 5.42 | 5.72 | 161.19 | 173.03 | 138.19 | 313.04 |
| WELD | 2002-03 | 76.00 | 935.00 | 781.00 | 1,716.00 | 0.67 | 5.58 | 4.59 | 5.09 | 113.43 | 167.56 | 170.15 | 337.46 |
| WELD | 2003-04 | 124.00 | 1,132.00 | 828.00 | 1,960.00 | 0.84 | 4.69 | 5.92 | 5.31 | 147.62 | 241.34 | 139.86 | 369.45 |
| WELD | 2004-05 | 108.00 | 0.00 | 0.00 | 0.00 | 0.67 | 0.00 | 0.00 | 0.00 | 161.19 | | | |
| <u>Welding Engineering Technology</u> | | | | | | | | | | | | | |
| WELD | 2004-05 | 0.00 | 1,210.00 | 954.00 | 2,164.00 | 0.00 | 5.69 | 6.35 | 6.02 | | 212.76 | 150.17 | 359.47 |
| WELD | 2005-06 | 116.00 | 1,300.00 | 940.00 | 2,240.00 | 0.67 | 4.76 | 5.73 | 5.24 | 173.13 | 273.32 | 163.97 | 427.11 |

FERRIS STATE UNIVERSITY

Student Credit Hours (SCH), Full Time Equated Faculty (FTEF) and SCH/FTEF Aggregated by Course Prefix within College and Department

| Prefix | Year | <u>Student Credit Hours</u> | | | F + W (a) | <u>Full Time Equated Faculty</u> | | | | <u>SCH/FTEF</u> | | | F + W (a / b) |
|------------------------------|---------|-----------------------------|----------|----------|--------------|----------------------------------|-------|--------|------------------|-----------------|--------|--------|------------------|
| | | Summer | Fall | Winter | | Summer | Fall | Winter | Avg F + W (b) | Summer | Fall | Winter | |
| <u>Design Studies</u> | | | | | | | | | | | | | |
| KCDM | 2001-02 | 0.00 | 75.00 | 120.00 | 195.00 | 0.00 | 0.79 | 1.14 | 0.97 | 94.74 | 104.85 | 201.43 | 201.43 |
| KCDM | 2002-03 | 0.00 | 102.00 | 123.00 | 225.00 | 0.00 | 1.17 | 1.33 | 1.25 | 87.43 | 92.48 | 180.24 | 180.24 |
| KCDM | 2003-04 | 18.00 | 144.00 | 144.00 | 288.00 | 0.79 | 1.34 | 1.34 | 1.34 | 22.91 | 107.87 | 215.73 | 215.73 |
| KCDM | 2004-05 | 18.00 | 132.00 | 135.00 | 267.00 | 1.00 | 1.34 | 1.14 | 1.23 | 18.00 | 98.88 | 216.19 | 216.19 |
| KCDM | 2005-06 | 30.00 | 126.00 | 153.00 | 279.00 | 1.00 | 1.16 | 0.96 | 1.06 | 30.00 | 108.15 | 261.97 | 261.97 |
| KCDS | 2001-02 | 87.00 | 234.00 | 222.00 | 456.00 | 1.40 | 1.60 | 0.29 | 0.94 | 62.14 | 146.56 | 484.53 | 484.53 |
| KCDS | 2002-03 | 171.00 | 252.00 | 228.00 | 480.00 | 0.57 | 1.91 | 1.83 | 1.87 | 300.96 | 131.71 | 256.46 | 256.46 |
| KCDS | 2003-04 | 159.00 | 294.00 | 273.00 | 567.00 | 0.71 | 2.54 | 1.82 | 2.18 | 223.37 | 115.75 | 260.09 | 260.09 |
| KCDS | 2004-05 | 168.00 | 429.00 | 420.00 | 849.00 | 0.91 | 3.37 | 3.28 | 3.32 | 184.62 | 127.45 | 255.62 | 255.62 |
| KCDS | 2005-06 | 117.00 | 510.00 | 498.00 | 1,008.00 | 0.50 | 2.89 | 3.49 | 3.19 | 234.00 | 176.47 | 315.99 | 315.99 |
| KCFD | 2001-02 | 6.00 | 243.00 | 192.00 | 435.00 | 0.09 | 2.08 | 1.83 | 1.96 | 68.00 | 116.83 | 222.50 | 222.50 |
| KCFD | 2002-03 | 10.00 | 204.00 | 228.00 | 432.00 | 0.00 | 2.50 | 2.58 | 2.54 | 81.60 | 88.37 | 170.08 | 170.08 |
| KCFD | 2003-04 | 9.00 | 204.00 | 246.00 | 450.00 | 0.75 | 2.25 | 3.17 | 2.71 | 12.00 | 90.67 | 166.20 | 166.20 |
| KCFD | 2004-05 | 0.00 | 177.00 | 192.00 | 369.00 | 0.00 | 2.19 | 2.30 | 2.25 | 80.66 | 83.48 | 164.20 | 164.20 |
| KCFD | 2005-06 | 6.00 | 186.00 | 168.00 | 354.00 | 0.00 | 2.25 | 2.30 | 2.27 | 82.67 | 73.04 | 155.60 | 155.60 |
| KCID | 2001-02 | 172.00 | 654.00 | 789.00 | 1,443.00 | 2.87 | 4.79 | 5.07 | 4.93 | 60.00 | 136.39 | 292.42 | 292.42 |
| KCID | 2002-03 | 144.00 | 969.00 | 936.00 | 1,905.00 | 2.25 | 6.79 | 7.58 | 7.18 | 64.00 | 142.74 | 265.23 | 265.23 |
| KCID | 2003-04 | 177.00 | 1,080.00 | 975.00 | 2,055.00 | 2.32 | 8.50 | 7.99 | 8.24 | 76.29 | 127.11 | 249.32 | 249.32 |
| KCID | 2004-05 | 249.00 | 1,194.00 | 1,158.00 | 2,352.00 | 6.72 | 9.09 | 9.54 | 9.32 | 37.06 | 131.29 | 252.44 | 252.44 |
| KCID | 2005-06 | 273.00 | 1,395.00 | 1,200.00 | 2,595.00 | 2.82 | 10.29 | 8.84 | 9.57 | 96.81 | 135.50 | 271.23 | 271.23 |
| KCIL | 2001-02 | 69.00 | 585.00 | 657.00 | 1,242.00 | 2.42 | 5.32 | 4.35 | 4.84 | 28.53 | 109.93 | 256.79 | 256.79 |

FERRIS STATE UNIVERSITY

Student Credit Hours (SCH), Full Time Equated Faculty (FTEF) and SCH/FTEF Aggregated by Course Prefix within College and Department

| Prefix | Year | Student Credit Hours | | | F + W (a) | Full Time Equated Faculty | | | | F + W (a / b) | | | |
|------------------------------------|---------|----------------------|----------|----------|--------------|---------------------------|-------|--------|------------------|------------------|--------|--------|--------|
| | | Summer | Fall | Winter | | Summer | Fall | Winter | Avg F + W (b) | | Summer | Fall | Winter |
| <u>Design Studies</u> | | | | | | | | | | | | | |
| KCIL | 2002-03 | 105.00 | 687.00 | 650.00 | 1,337.00 | 2.10 | 5.50 | 5.65 | 5.57 | 50.00 | 124.98 | 114.98 | 239.82 |
| KCIL | 2003-04 | 90.00 | 534.00 | 723.00 | 1,257.00 | 3.21 | 5.33 | 5.66 | 5.49 | 28.00 | 100.28 | 127.85 | 228.96 |
| KCIL | 2004-05 | 111.00 | 639.00 | 792.00 | 1,431.00 | 3.33 | 4.68 | 5.87 | 5.27 | 33.33 | 136.68 | 135.04 | 271.54 |
| KCIL | 2005-06 | 183.00 | 714.00 | 687.00 | 1,401.00 | 3.76 | 5.66 | 5.37 | 5.51 | 48.67 | 126.15 | 128.05 | 254.15 |
| KCIN | 2001-02 | 9.00 | 243.00 | 318.00 | 561.00 | 0.26 | 1.79 | 2.98 | 2.38 | 34.00 | 136.13 | 106.71 | 235.47 |
| KCIN | 2002-03 | 3.00 | 246.00 | 387.00 | 633.00 | 1.00 | 2.12 | 3.65 | 2.88 | 3.00 | 116.13 | 106.03 | 219.47 |
| KCIN | 2003-04 | 18.00 | 321.00 | 387.00 | 708.00 | 1.33 | 2.66 | 3.65 | 3.16 | 13.53 | 120.68 | 106.03 | 224.41 |
| KCIN | 2004-05 | 0.00 | 336.00 | 420.00 | 756.00 | 0.00 | 2.99 | 4.13 | 3.56 | 112.37 | 112.37 | 101.82 | 212.51 |
| KCIN | 2005-06 | 18.00 | 321.00 | 366.00 | 687.00 | 0.33 | 2.83 | 4.30 | 3.56 | 54.55 | 113.63 | 85.12 | 192.84 |
| KCMJ | 2002-03 | 0.00 | 0.00 | 84.00 | 84.00 | 0.00 | 0.00 | 1.00 | 0.50 | 84.00 | 84.00 | 168.00 | 168.00 |
| KCMJ | 2003-04 | 27.00 | 96.00 | 108.00 | 204.00 | 0.67 | 1.33 | 1.81 | 1.57 | 40.30 | 72.18 | 59.67 | 129.94 |
| KCMJ | 2004-05 | 0.00 | 144.00 | 147.00 | 291.00 | 0.00 | 1.77 | 2.17 | 1.97 | 81.36 | 81.36 | 67.74 | 147.72 |
| KCMJ | 2005-06 | 0.00 | 150.00 | 141.00 | 291.00 | 0.00 | 2.33 | 3.47 | 2.90 | 64.52 | 64.52 | 40.63 | 100.43 |
| KCVC | 2001-02 | 210.00 | 1,857.00 | 1,641.00 | 3,498.00 | 4.18 | 16.16 | 13.37 | 14.77 | 50.28 | 114.92 | 122.71 | 236.89 |
| KCVC | 2002-03 | 199.00 | 1,965.00 | 1,761.00 | 3,726.00 | 3.96 | 17.15 | 17.98 | 17.57 | 50.19 | 114.56 | 97.94 | 212.11 |
| KCVC | 2003-04 | 252.00 | 2,001.00 | 1,743.00 | 3,744.00 | 5.33 | 19.32 | 18.30 | 18.81 | 47.28 | 103.57 | 95.25 | 199.04 |
| KCVC | 2004-05 | 138.00 | 1,701.00 | 1,569.00 | 3,270.00 | 4.10 | 18.64 | 17.67 | 18.15 | 33.66 | 91.25 | 88.81 | 180.12 |
| KCVC | 2005-06 | 261.00 | 2,019.00 | 1,929.00 | 3,948.00 | 7.24 | 18.98 | 18.98 | 18.98 | 36.03 | 106.38 | 101.63 | 208.01 |
| KCED | 2002-03 | 45.00 | 36.00 | 91.00 | 127.00 | 0.17 | 0.44 | 0.77 | 0.60 | 272.73 | 81.82 | 118.18 | 209.92 |
| <u>Fine Arts/Foundation</u> | | | | | | | | | | | | | |

FERRIS STATE UNIVERSITY

Student Credit Hours (SCH), Full Time Equated Faculty (FTEF) and SCH/FTEF Aggregated by Course Prefix within College and Department

| Prefix | Year | Student Credit Hours | | | F + W (a) | Full Time Equated Faculty | | | | F + W (a / b) | | | |
|---|---------|----------------------|----------|----------|--------------|---------------------------|-------|--------|------------------|------------------|--------|--------|--------|
| | | Summer | Fall | Winter | | Summer | Fall | Winter | Avg F + W (b) | | Summer | Fall | Winter |
| <u>Fine Arts/Foundation</u> | | | | | | | | | | | | | |
| KCED | 2003-04 | 8.00 | 32.00 | 35.00 | 67.00 | 0.44 | 0.44 | 0.41 | 0.43 | 18.18 | 72.73 | 84.85 | 157.18 |
| KCED | 2004-05 | 0.00 | 46.00 | 34.00 | 80.00 | 0.00 | 1.44 | 0.37 | 0.90 | | 31.94 | 92.29 | 88.47 |
| KCED | 2005-06 | 0.00 | 44.00 | 30.00 | 74.00 | 0.00 | 0.87 | 1.00 | 0.93 | | 50.83 | 30.00 | 79.33 |
| KCFA | 2001-02 | 69.00 | 942.00 | 1,114.00 | 2,056.00 | 4.00 | 9.75 | 8.16 | 8.96 | 17.25 | 96.58 | 136.55 | 229.57 |
| KCFA | 2002-03 | 78.00 | 1,110.00 | 1,123.00 | 2,233.00 | 2.33 | 10.12 | 11.27 | 10.70 | 33.48 | 109.65 | 99.63 | 208.74 |
| KCFA | 2003-04 | 88.00 | 1,008.00 | 1,251.00 | 2,259.00 | 3.33 | 9.98 | 10.06 | 10.02 | 26.43 | 101.02 | 124.37 | 225.48 |
| KCFA | 2004-05 | 84.00 | 1,245.00 | 1,383.00 | 2,628.00 | 0.99 | 11.62 | 11.89 | 11.75 | 84.56 | 107.13 | 116.36 | 223.59 |
| KCFA | 2005-06 | 123.00 | 1,146.00 | 1,203.00 | 2,349.00 | 3.46 | 11.92 | 13.01 | 12.47 | 35.60 | 96.12 | 92.44 | 188.40 |
| KCFN | 2001-02 | 21.00 | 1,419.00 | 819.00 | 2,238.00 | 0.67 | 8.80 | 4.57 | 6.68 | 31.34 | 161.31 | 179.18 | 334.84 |
| KCFN | 2002-03 | 6.00 | 1,212.00 | 678.00 | 1,890.00 | 0.17 | 8.86 | 5.05 | 6.95 | 36.36 | 136.85 | 134.39 | 271.91 |
| KCFN | 2003-04 | 15.00 | 1,404.00 | 918.00 | 2,322.00 | 0.33 | 8.98 | 5.43 | 7.20 | 45.45 | 156.32 | 169.14 | 322.29 |
| KCFN | 2004-05 | 21.00 | 1,359.00 | 882.00 | 2,241.00 | 4.55 | 8.69 | 5.99 | 7.34 | 4.62 | 156.42 | 147.13 | 305.25 |
| KCFN | 2005-06 | 36.00 | 1,425.00 | 1,143.00 | 2,568.00 | 1.00 | 8.97 | 7.89 | 8.43 | 36.00 | 158.93 | 144.94 | 304.78 |
| KCPH | 2005-06 | 0.00 | 72.00 | 45.00 | 117.00 | 0.00 | 0.67 | 0.66 | 0.66 | | 108.27 | 68.18 | 176.60 |
| KCSF | 2005-06 | 33.00 | 0.00 | 111.00 | 111.00 | 0.07 | 0.00 | 0.66 | 0.33 | 440.00 | | 169.47 | 338.93 |
| <u>Liberal Arts & Sciences</u> | | | | | | | | | | | | | |
| KCAH | 2001-02 | 84.00 | 1,122.00 | 1,116.00 | 2,238.00 | 2.07 | 3.71 | 3.36 | 3.53 | 40.65 | 302.49 | 332.36 | 633.37 |
| KCAH | 2002-03 | 207.00 | 1,212.00 | 1,191.00 | 2,403.00 | 2.50 | 4.00 | 3.99 | 4.00 | 82.80 | 303.25 | 298.25 | 601.50 |
| KCAH | 2003-04 | 93.00 | 1,305.00 | 1,200.00 | 2,505.00 | 1.30 | 4.57 | 3.80 | 4.19 | 71.54 | 285.35 | 315.51 | 598.09 |
| KCAH | 2004-05 | 186.00 | 1,281.00 | 1,260.00 | 2,541.00 | 1.49 | 3.83 | 4.08 | 3.96 | 124.83 | 334.46 | 308.82 | 642.48 |

Kendall College of Art & Design

FERRIS STATE UNIVERSITY

Student Credit Hours (SCH), Full Time Equated Faculty (FTEF) and SCH/FTEF Aggregated by Course Prefix within College and Department

| Prefix | Year | <u>Student Credit Hours</u> | | | F + W (a) | <u>Full Time Equated Faculty</u> | | | | <u>SCH/FTEF</u> | | | F + W (a / b) |
|---|---------|-----------------------------|----------|----------|--------------|----------------------------------|------|--------|------------------|-----------------|--------|--------|------------------|
| | | Summer | Fall | Winter | | Summer | Fall | Winter | Avg F + W (b) | Summer | Fall | Winter | |
| <u>Liberal Arts & Sciences</u> | | | | | | | | | | | | | |
| KCAH | 2005-06 | 291.00 | 1,521.00 | 1,363.00 | 2,884.00 | 3.01 | 5.42 | 5.21 | 5.31 | 96.78 | 280.88 | 261.50 | 542.75 |
| KCHP | 2003-04 | 0.00 | 0.00 | 48.00 | 48.00 | 0.00 | 0.00 | 0.33 | 0.17 | | | 144.00 | 288.00 |
| KCHP | 2004-05 | 24.00 | 21.00 | 36.00 | 57.00 | 0.50 | 0.25 | 0.50 | 0.38 | 48.00 | 84.00 | 72.00 | 152.00 |
| KCHP | 2005-06 | 12.00 | 18.00 | 24.00 | 42.00 | 0.67 | 0.33 | 0.55 | 0.44 | 18.00 | 54.55 | 43.45 | 95.20 |
| KCHU | 2001-02 | 183.00 | 972.00 | 729.00 | 1,701.00 | 1.19 | 4.50 | 3.69 | 4.10 | 153.78 | 216.08 | 197.47 | 415.38 |
| KCHU | 2002-03 | 237.00 | 1,113.00 | 963.00 | 2,076.00 | 1.15 | 5.75 | 5.00 | 5.38 | 206.41 | 193.51 | 192.54 | 386.11 |
| KCHU | 2003-04 | 306.00 | 1,119.00 | 1,050.00 | 2,169.00 | 2.23 | 5.67 | 5.61 | 5.64 | 137.53 | 197.53 | 187.11 | 384.69 |
| KCHU | 2004-05 | 240.00 | 1,089.00 | 816.00 | 1,905.00 | 2.91 | 6.35 | 6.05 | 6.20 | 82.38 | 171.59 | 134.95 | 307.42 |
| KCHU | 2005-06 | 333.00 | 1,114.00 | 867.00 | 1,981.00 | 1.68 | 6.55 | 5.20 | 5.88 | 198.21 | 170.11 | 166.68 | 337.18 |
| KCSC | 2001-02 | 24.00 | 141.00 | 159.00 | 300.00 | 0.20 | 0.50 | 1.00 | 0.75 | 120.00 | 282.00 | 159.00 | 400.00 |
| KCSC | 2002-03 | 51.00 | 162.00 | 183.00 | 345.00 | 0.50 | 0.50 | 1.00 | 0.75 | 102.00 | 324.00 | 183.00 | 460.00 |
| KCSC | 2003-04 | 45.00 | 354.00 | 519.00 | 873.00 | 0.40 | 1.50 | 2.80 | 2.15 | 112.50 | 236.00 | 185.36 | 406.05 |
| KCSC | 2004-05 | 117.00 | 414.00 | 399.00 | 813.00 | 1.35 | 2.34 | 2.00 | 2.17 | 86.98 | 177.18 | 199.50 | 374.94 |
| KCSC | 2005-06 | 99.00 | 348.00 | 366.00 | 714.00 | 1.00 | 1.59 | 2.06 | 1.83 | 99.00 | 218.87 | 177.67 | 391.23 |
| KCSS | 2001-02 | 72.00 | 312.00 | 423.00 | 735.00 | 0.82 | 1.51 | 1.97 | 1.74 | 87.91 | 206.28 | 214.90 | 422.31 |
| KCSS | 2002-03 | 102.00 | 495.00 | 603.00 | 1,098.00 | 1.33 | 2.41 | 2.99 | 2.70 | 76.69 | 205.54 | 201.78 | 406.92 |
| KCSS | 2003-04 | 183.00 | 597.00 | 609.00 | 1,206.00 | 2.65 | 3.59 | 3.15 | 3.37 | 69.19 | 166.53 | 193.35 | 358.14 |
| KCSS | 2004-05 | 144.00 | 621.00 | 729.00 | 1,350.00 | 4.48 | 4.03 | 4.70 | 4.36 | 32.16 | 154.22 | 155.11 | 309.40 |
| KCSS | 2005-06 | 222.00 | 609.00 | 549.00 | 1,158.00 | 1.66 | 3.16 | 3.69 | 3.42 | 133.47 | 192.82 | 148.72 | 338.11 |

FERRIS STATE UNIVERSITY

Student Credit Hours (SCH), Full Time Equated Faculty (FTEF) and SCH/FTEF Aggregated by Course Prefix within College and Department

| Prefix | Year | Student Credit Hours | | | F + W (a) | Full Time Equated Faculty | | | Avg F + W (b) | SCH/FTEF | | | F + W (a / b) |
|---|---------|----------------------|----------|--------|--------------|---------------------------|------|--------|------------------|----------|----------|----------|------------------|
| | | Summer | Fall | Winter | | Summer | Fall | Winter | | Summer | Fall | Winter | |
| <u>Developmental Programs & Curriculum</u> | | | | | | | | | | | | | |
| CARE | 2001-02 | 0.00 | 429.00 | 234.00 | 663.00 | 0.00 | 1.75 | 1.14 | 1.45 | 245.14 | 204.75 | 458.37 | 458.37 |
| CARE | 2002-03 | 0.00 | 478.00 | 156.00 | 634.00 | 0.00 | 1.50 | 0.10 | 0.80 | 318.67 | 1,560.00 | 792.50 | 792.50 |
| CARE | 2003-04 | 0.00 | 375.00 | 165.00 | 540.00 | 0.00 | 1.28 | 1.05 | 1.16 | 293.86 | 157.14 | 464.29 | 464.29 |
| CARE | 2004-05 | 0.00 | 270.00 | 120.00 | 390.00 | 0.00 | 0.99 | 0.67 | 0.83 | 273.42 | 180.00 | 471.54 | 471.54 |
| CARE | 2005-06 | 0.00 | 258.00 | 111.00 | 369.00 | 0.00 | 0.85 | 0.67 | 0.76 | 303.53 | 166.50 | 486.59 | 486.59 |
| COSK | 2001-02 | 0.00 | 7.00 | 0.00 | 7.00 | 0.00 | 0.09 | 0.00 | 0.04 | 82.35 | | 164.71 | 164.71 |
| DIST | 2001-02 | 0.00 | 85.00 | 52.00 | 137.00 | 0.00 | 0.33 | 0.24 | 0.28 | 261.54 | 216.67 | 484.96 | 484.96 |
| DIST | 2002-03 | 5.00 | 28.00 | 36.00 | 64.00 | 0.00 | 0.14 | 0.27 | 0.21 | 200.00 | 132.79 | 311.35 | 311.35 |
| DIST | 2003-04 | 3.00 | 39.00 | 17.00 | 56.00 | 0.00 | 0.24 | 0.22 | 0.23 | 162.50 | 76.50 | 242.31 | 242.31 |
| DIST | 2004-05 | 0.00 | 35.00 | 31.00 | 66.00 | 0.00 | 0.08 | 0.08 | 0.08 | 437.50 | 387.50 | 825.00 | 825.00 |
| DIST | 2005-06 | 0.00 | 16.00 | 43.00 | 59.00 | 0.00 | 0.06 | 0.08 | 0.07 | 256.00 | 537.50 | 828.07 | 828.07 |
| FSUH | 2003-04 | 0.00 | 34.00 | 48.00 | 82.00 | 0.00 | 1.06 | 0.48 | 0.77 | 32.22 | 99.31 | 106.59 | 106.59 |
| FSUH | 2004-05 | 0.00 | 28.00 | 41.00 | 69.00 | 0.00 | 0.00 | 0.43 | 0.21 | | 95.37 | 321.00 | 321.00 |
| FSUS | 2001-02 | 13.00 | 1,110.00 | 327.00 | 1,437.00 | 0.17 | 5.10 | 1.60 | 3.35 | 74.61 | 204.80 | 428.96 | 428.96 |
| FSUS | 2002-03 | 6.00 | 1,800.00 | 184.00 | 1,984.00 | 0.08 | 8.32 | 1.18 | 4.75 | 72.73 | 156.37 | 417.71 | 417.71 |
| FSUS | 2003-04 | 0.00 | 1,926.00 | 145.00 | 2,071.00 | 0.00 | 8.26 | 0.97 | 4.62 | 233.15 | 149.48 | 448.71 | 448.71 |
| FSUS | 2004-05 | 0.00 | 1,512.00 | 143.00 | 1,655.00 | 0.00 | 6.96 | 0.70 | 3.83 | 217.33 | 203.64 | 432.15 | 432.15 |
| FSUS | 2005-06 | 0.00 | 1,759.00 | 221.00 | 1,980.00 | 0.00 | 7.80 | 0.82 | 4.31 | 225.64 | 269.51 | 459.62 | 459.62 |
| HNRS | 2003-04 | 0.00 | 196.00 | 0.00 | 196.00 | 0.00 | 0.32 | 0.00 | 0.16 | 612.50 | | 1,225.00 | 1,225.00 |
| HNRS | 2004-05 | 0.00 | 200.00 | 0.00 | 200.00 | 0.00 | 0.40 | 0.00 | 0.20 | 500.00 | | 1,000.00 | 1,000.00 |
| HNRS | 2005-06 | 0.00 | 212.00 | 0.00 | 212.00 | 0.00 | 0.54 | 0.00 | 0.27 | 391.56 | | 783.11 | 783.11 |

FERRIS STATE UNIVERSITY

Student Credit Hours (SCH), Full Time Equated Faculty (FTEF) and SCH/FTEF Aggregated by Course Prefix within College and Department

| Prefix | Year | Student Credit Hours | | | F + W (a) | Full Time Equated Faculty | | | | F + W (a / b) | | | | | | |
|---|---------|----------------------|----------|--------|--------------|---------------------------|------|--------|------------------|------------------|--------|------|--------|----------|--------|--------|
| | | Summer | Fall | Winter | | Summer | Fall | Winter | Avg F + W (b) | | Summer | Fall | Winter | SCH/FTEF | | |
| <u>Developmental Programs & Curriculum</u> | | | | | | | | | | | | | | | | |
| IEPG | 2001-02 | 216.00 | 384.00 | 296.00 | 680.00 | 2.75 | 4.00 | 4.00 | 4.00 | 4.00 | 4.00 | 4.00 | 78.55 | 96.00 | 74.00 | 170.00 |
| IEPG | 2002-03 | 228.00 | 420.00 | 208.00 | 628.00 | 2.75 | 4.00 | 4.00 | 4.00 | 4.00 | 4.00 | 4.00 | 82.91 | 105.00 | 52.00 | 157.00 |
| IEPG | 2003-04 | 284.00 | 260.00 | 224.00 | 484.00 | 2.75 | 3.33 | 3.75 | 3.54 | 3.54 | 3.75 | 3.54 | 103.27 | 78.08 | 59.73 | 136.72 |
| IEPG | 2004-05 | 144.00 | 248.00 | 188.00 | 436.00 | 2.75 | 2.00 | 2.25 | 2.13 | 2.13 | 2.25 | 2.13 | 52.36 | 124.00 | 83.56 | 205.18 |
| IEPG | 2005-06 | 152.00 | 156.00 | 88.00 | 244.00 | 2.00 | 2.00 | 1.00 | 1.50 | 1.50 | 1.00 | 1.50 | 76.00 | 78.00 | 88.00 | 162.67 |
| NASE | 2001-02 | 0.00 | 63.00 | 24.00 | 87.00 | 0.00 | 0.00 | 0.00 | 0.00 | 0.00 | 0.00 | 0.00 | 0.00 | 0.00 | 0.00 | 0.00 |
| NASE | 2002-03 | 0.00 | 45.00 | 24.00 | 69.00 | 0.00 | 0.00 | 0.00 | 0.00 | 0.00 | 0.00 | 0.00 | 0.00 | 0.00 | 0.00 | 0.00 |
| NASE | 2003-04 | 0.00 | 45.00 | 30.00 | 75.00 | 0.00 | 0.00 | 0.00 | 0.00 | 0.00 | 0.00 | 0.00 | 0.00 | 0.00 | 0.00 | 0.00 |
| NASE | 2004-05 | 12.00 | 122.00 | 93.00 | 215.00 | 0.00 | 0.00 | 0.00 | 0.00 | 0.00 | 0.00 | 0.00 | 0.00 | 0.00 | 0.00 | 0.00 |
| NASE | 2005-06 | 12.00 | 42.00 | 0.00 | 42.00 | 0.00 | 0.00 | 0.00 | 0.00 | 0.00 | 0.00 | 0.00 | 0.00 | 0.00 | 0.00 | 0.00 |
| ORSA | 2001-02 | 18.00 | 15.00 | 15.00 | 30.00 | 0.00 | 0.00 | 0.00 | 0.00 | 0.00 | 0.00 | 0.00 | 0.00 | 0.00 | 0.00 | 0.00 |
| ORSA | 2002-03 | 6.00 | 30.00 | 66.00 | 96.00 | 0.00 | 0.00 | 0.00 | 0.00 | 0.00 | 0.00 | 0.00 | 0.00 | 0.00 | 0.00 | 0.00 |
| ORSA | 2003-04 | 0.00 | 0.00 | 90.00 | 90.00 | 0.00 | 0.00 | 0.00 | 0.00 | 0.00 | 0.00 | 0.00 | 0.00 | 0.00 | 0.00 | 0.00 |
| ORSA | 2004-05 | 12.00 | 24.00 | 52.00 | 76.00 | 0.00 | 0.00 | 0.00 | 0.00 | 0.00 | 0.00 | 0.00 | 0.00 | 0.00 | 0.00 | 0.00 |
| ORSA | 2005-06 | 6.00 | 26.00 | 0.00 | 26.00 | 0.00 | 0.00 | 0.00 | 0.00 | 0.00 | 0.00 | 0.00 | 0.00 | 0.00 | 0.00 | 0.00 |
| READ | 2001-02 | 0.00 | 1,398.00 | 480.00 | 1,878.00 | 0.00 | 5.41 | 2.75 | 4.08 | 4.08 | 2.75 | 4.08 | 258.55 | 174.55 | 174.55 | 460.46 |
| READ | 2002-03 | 18.00 | 1,290.00 | 417.00 | 1,707.00 | 0.25 | 4.55 | 2.67 | 3.61 | 3.61 | 2.67 | 3.61 | 72.73 | 283.52 | 156.38 | 473.07 |
| READ | 2003-04 | 0.00 | 1,392.00 | 348.00 | 1,740.00 | 0.00 | 5.05 | 2.57 | 3.81 | 3.81 | 2.57 | 3.81 | 275.64 | 135.58 | 135.58 | 456.89 |
| READ | 2004-05 | 0.00 | 1,068.00 | 261.00 | 1,329.00 | 0.00 | 4.66 | 2.47 | 3.56 | 3.56 | 2.47 | 3.56 | 229.42 | 105.81 | 105.81 | 373.22 |
| READ | 2005-06 | 0.00 | 1,230.00 | 408.00 | 1,638.00 | 0.00 | 3.99 | 2.75 | 3.37 | 3.37 | 2.75 | 3.37 | 308.46 | 148.36 | 148.36 | 486.23 |
| UNCP | 2002-03 | 0.00 | 205.00 | 73.00 | 278.00 | 0.00 | 0.68 | 0.77 | 0.72 | 0.72 | 0.77 | 0.72 | 302.68 | 94.81 | 94.81 | 384.17 |

FERRIS STATE UNIVERSITY

Student Credit Hours (SCH), Full Time Equated Faculty (FTEF) and SCH/FTEF Aggregated by Course Prefix within College and Department

| Prefix | Year | <u>Student Credit Hours</u> | | | F + W (a) | <u>Full Time Equated Faculty</u> | | | Avg F + W (b) | Summer | <u>SCH/FTEF</u> | | F + W (a / b) |
|--|---------|-----------------------------|--------|--------|--------------|----------------------------------|------|--------|------------------|--------|-----------------|--------|------------------|
| | | Summer | Fall | Winter | | Summer | Fall | Winter | | | Fall | Winter | |
| <u>University College</u> | | | | | | | | | | | | | |
| <u>Developmental Programs & Curriculum</u> | | | | | | | | | | | | | |
| UNCP | 2003-04 | 0.00 | 270.00 | 83.00 | 353.00 | 0.00 | 1.18 | 0.89 | 1.03 | 229.77 | 93.14 | 341.69 | |
| UNCP | 2004-05 | 0.00 | 359.00 | 60.00 | 419.00 | 0.00 | 1.36 | 0.38 | 0.87 | 264.32 | 156.98 | 481.49 | |
| UNCP | 2005-06 | 0.00 | 120.00 | 26.00 | 146.00 | 0.00 | 0.40 | 0.19 | 0.30 | 300.00 | 136.05 | 493.98 | |
| UNIV | 2001-02 | 28.00 | 268.00 | 220.00 | 488.00 | 0.35 | 1.14 | 0.90 | 1.02 | 80.35 | 244.44 | 478.83 | |
| UNIV | 2002-03 | 0.00 | 124.00 | 60.00 | 184.00 | 0.00 | 0.51 | 0.67 | 0.59 | 243.14 | 89.55 | 311.86 | |
| UNIV | 2003-04 | 0.00 | 48.00 | 40.00 | 88.00 | 0.00 | 0.34 | 0.50 | 0.42 | 142.37 | 80.00 | 210.24 | |
| UNIV | 2004-05 | 0.00 | 66.00 | 46.00 | 112.00 | 0.00 | 0.34 | 0.22 | 0.28 | 195.76 | 207.00 | 400.45 | |
| UNIV | 2005-06 | 0.00 | 255.00 | 74.00 | 329.00 | 0.00 | 1.04 | 0.47 | 0.76 | 245.19 | 156.71 | 435.12 | |

FERRIS STATE UNIVERSITY

Ranked Listing of Student Credit Hours (SCH) / Full Time Equated Faculty (FTEF)
Aggregated by College
Fall + Winter Semesters 2005-2006

| College | Student Credit Hours/ Full Time Equated Faculty |
|-----------------------------------|--|
| College of Arts and Sciences | 598.41 |
| College of Business | 556.65 |
| College of Allied Health Sciences | 487.03 |
| University College | 445.33 |
| College of Education & Human Serv | 400.71 |
| College of Pharmacy | 380.43 |
| College of Technology | 358.88 |
| College of Profess & Tech Studies | 311.21 |
| College of Optometry | 268.85 |
| Kendall College of Art & Design | 260.08 |

FERRIS STATE UNIVERSITY

Ranked Listing of Student Credit Hours (SCH) / Full Time Equated Faculty (FTEF)
 Aggregated by Department
 Fall + Winter Semesters 2005-2006

| Department | Student Credit Hours/ Full Time Equated Faculty (SCH/FTEF) |
|--|--|
| Physical Sciences | 721.62 |
| Dental Hygiene and Medical Imaging | 715.59 |
| Social Sciences | 662.85 |
| Management | 645.35 |
| Accountancy, Finance, Econ, & Statistics | 643.48 |
| Humanities | 633.84 |
| Mathematics | 621.62 |
| Biological Sciences | 597.23 |
| Imaging Sciences | 580.00 |
| Computer Information Systems Dept | 527.94 |
| Marketing | 512.54 |
| Recreation Leisure Services & Wellness | 492.30 |
| Nursing & Dental Hygiene | 482.42 |

FERRIS STATE UNIVERSITY

Ranked Listing of Student Credit Hours (SCH) / Full Time Equated Faculty (FTEF)
 Aggregated by Department
 Fall + Winter Semesters 2005-2006

| Department | Student Credit Hours/ Full Time Equated Faculty (SCH/FTEF) |
|--|--|
| Construction Technology & Management | 481.67 |
| Health Management Department | 471.75 |
| Language and Literature | 471.65 |
| Criminal Justice | 453.87 |
| Developmental Programs & Curriculum | 445.33 |
| Architectural Tech & Facilities Mgmt | 434.45 |
| Clinical Lab, Resp Care and Health Admin | 434.29 |
| Welding Engineering Technology | 427.11 |
| School of Nursing | 415.89 |
| Liberal Arts & Sciences | 401.60 |
| Pharmacy | 380.43 |
| Manufacturing Engineering Technology | 379.10 |
| School of Education | 373.70 |

FERRIS STATE UNIVERSITY

Ranked Listing of Student Credit Hours (SCH) / Full Time Equated Faculty (FTEF)
 Aggregated by Department
 Fall + Winter Semesters 2005-2006

| Department | Student Credit Hours/ Full Time Equated Faculty (SCH/FTEF) |
|---------------------------------------|--|
| Electronics/CNS | 360.65 |
| Mechanical Design | 351.36 |
| Heavy Equipment | 346.53 |
| Automotive | 335.98 |
| HVACR | 328.65 |
| Surveying | 321.43 |
| Printing & Imaging Technology Mgmt | 315.78 |
| Professional & Technological Studies | 311.21 |
| Television Production | 306.01 |
| College of Business Graduate Programs | 271.58 |
| Optometry | 268.85 |
| Fine Arts/Foundation | 228.73 |
| Design Studies | 224.51 |

FERRIS STATE UNIVERSITY

Ranked Listing of Student Credit Hours (SCH) / Full Time Equated Faculty (FTEF)
Aggregated by Department
Fall + Winter Semesters 2005-2006

| Department | Student Credit Hours/ Full Time Equated Faculty (SCH/FTEF) |
|------------|--|
|------------|--|

| | |
|---------------------|--------|
| Plastics and Rubber | 221.42 |
|---------------------|--------|

College of Allied Health Sciences

FERRIS STATE UNIVERSITY

Ranked Listing of Student Credit Hours (SCH) / Full Time Equated Faculty (FTEF)
 Aggregated by Course Prefix
 Fall + Winter Semesters 2005-2006

| Course Description | Course Prefix | Student Credit Hours/ Full Time Equated Faculty (SCH/FTEF) |
|-------------------------|---------------|--|
| Pharmacy Administration | PHAD | 1,618.78 |
| Pharmaceutics | PHAR | 1,028.18 |
| Economics | ECON | 860.00 |
| Dental Hygiene | DHYG | 852.23 |
| Economics | ECON | 852.00 |
| Directed Studies | DIST | 828.07 |
| Anthropology | ANTH | 827.56 |
| Retailing | RETG | 816.00 |
| History | HIST | 790.04 |
| Honors | HNRS | 783.11 |
| Sociology | SOCY | 779.21 |
| Political Science | PLSC | 778.98 |
| Physical Science | PHSC | 776.84 |
| Dental Hygiene | DHYG | 767.21 |

FERRIS STATE UNIVERSITY

Ranked Listing of Student Credit Hours (SCH) / Full Time Equated Faculty (FTEF)
 Aggregated by Course Prefix
 Fall + Winter Semesters 2005-2006

| Course Description | Course Prefix | Student Credit Hours/ Full Time Equated Faculty (SCH/FTEF) |
|------------------------------------|---------------|--|
| Psychology | PSYC | 767.02 |
| Radiography | RADI | 759.37 |
| Humanities | HUMN | 759.31 |
| Astronomy | ASTR | 738.03 |
| Chemistry | CHEM | 722.07 |
| Allied Health Science | CAHS | 720.00 |
| Physics | PHYS | 717.84 |
| Pharmaceutical Chemistry | PHCH | 707.89 |
| Art History | ARTH | 707.02 |
| Photography | PHOT | 706.45 |
| Health Care Systems Administration | HCSA | 701.35 |
| Business Law | BLAW | 700.09 |
| Pharmacology | PHCL | 696.73 |
| Geography | GEOG | 696.00 |

FERRIS STATE UNIVERSITY

Ranked Listing of Student Credit Hours (SCH) / Full Time Equated Faculty (FTEF)
 Aggregated by Course Prefix
 Fall + Winter Semesters 2005-2006

| Course Description | Course Prefix | Student Credit Hours/ Full Time Equated Faculty (SCH/FTEF) |
|---------------------------------|---------------|--|
| Accountancy | ACCT | 694.40 |
| Management | MGMT | 673.54 |
| Geology | GEOL | 669.00 |
| Core Curriculum Health Sciences | CCHS | 668.81 |
| Radiography | RADI | 664.29 |
| Nuclear Medicine | NUCM | 653.33 |
| Accountancy | ACCT | 652.19 |
| Nuclear Medicine | NUCM | 652.00 |
| Core Curriculum Health Sciences | CCHS | 631.41 |
| Biology | BIOL | 629.73 |
| Communication Honors | COMH | 624.00 |
| Mathematics | MATH | 623.38 |
| Metallurgy | MATL | 622.59 |
| Marketing | MKTG | 620.54 |

FERRIS STATE UNIVERSITY

Ranked Listing of Student Credit Hours (SCH) / Full Time Equated Faculty (FTEF)
 Aggregated by Course Prefix
 Fall + Winter Semesters 2005-2006

| Course Description | Course Prefix | Student Credit Hours/ Full Time Equated Faculty (SCH/FTEF) |
|-------------------------------------|---------------|--|
| Statistics and Quantitative Methods | STQM | 614.40 |
| Business | BUSN | 607.82 |
| Education Language Arts | EDLA | 594.78 |
| Communication | COMM | 593.92 |
| Statistics and Quantitative Methods | STQM | 590.61 |
| Music | MUSI | 582.66 |
| Law | LLAW | 568.87 |
| Social Sciences | SSCI | 560.74 |
| Spanish | SPAN | 558.96 |
| Advertising | ADVG | 558.44 |
| Real Estate | REAL | 554.67 |
| Kendall College Art History | KCAH | 542.75 |
| German | GERM | 538.67 |
| Medical Record Information Systems | MRIS | 535.56 |

FERRIS STATE UNIVERSITY

Ranked Listing of Student Credit Hours (SCH) / Full Time Equated Faculty (FTEF)
 Aggregated by Course Prefix
 Fall + Winter Semesters 2005-2006

| Course Description | Course Prefix | Student Credit Hours/ Full Time Equated Faculty (SCH/FTEF) |
|---|---------------|--|
| Health Care Systems Administration | HCSA | 533.66 |
| International Business | INTB | 524.06 |
| Automotive/Heavy Equipment Management | AHEM | 515.32 |
| Public Relations | PREL | 510.22 |
| Computer Science | CPSC | 504.64 |
| Construction Management | CONM | 497.75 |
| Art | ARTS | 494.12 |
| University College Program | UNCP | 493.98 |
| Recreation Management and Leisure Studies | RMLS | 492.30 |
| Career Exploration | CARE | 486.59 |
| Reading | READ | 486.23 |
| Finance | FINC | 486.00 |
| Computer Information Systems | ISYS | 483.99 |
| Hospitality Management | HOMT | 474.12 |

FERRIS STATE UNIVERSITY

Ranked Listing of Student Credit Hours (SCH) / Full Time Equated Faculty (FTEF)
 Aggregated by Course Prefix
 Fall + Winter Semesters 2005-2006

| Course Description | Course Prefix | Student Credit Hours/ Full Time Equated Faculty (SCH/FTEF) |
|---|---------------|--|
| Restaurant and Food Industry Management | RFIM | 472.50 |
| English | ENGL | 470.96 |
| Mechanical Engineering Technology | MECH | 466.04 |
| Professional Golf Management | PGMG | 465.96 |
| Ferris State University Seminar | FSUS | 459.62 |
| Building Construction | BCTM | 455.69 |
| Architectural Technology | ARCH | 449.50 |
| Criminal Justice | CRIM | 447.67 |
| Language | LANG | 438.07 |
| University | UNIV | 435.12 |
| E-Commerce | ECOM | 432.00 |
| Welding Engineering Technology | WELD | 427.11 |
| Finance | FINC | 426.46 |
| Literature | LJTR | 425.03 |

FERRIS STATE UNIVERSITY

Ranked Listing of Student Credit Hours (SCH) / Full Time Equated Faculty (FTEF)
 Aggregated by Course Prefix
 Fall + Winter Semesters 2005-2006

| Course Description | Course Prefix | Student Credit Hours/ Full Time Equated Faculty (SCH/FTEF) |
|--------------------------------------|---------------|--|
| French | FREN | 423.46 |
| Nursing | NURS | 415.89 |
| Manufacturing Engineering Technology | MFGE | 411.20 |
| Medical Record Information Systems | MRIS | 405.89 |
| Engineering Graphics | ETEC | 401.11 |
| Facilities Management | FMAN | 398.88 |
| Clinical Laboratory Science | CLLS | 392.57 |
| Kendall College Science | KCSC | 391.23 |
| Child Development | EDCD | 390.54 |
| Diagnostic Medical Sonography | SONO | 387.35 |
| Digital Animation and Game Design | DAGD | 384.59 |
| Education Special Needs | ESPN | 383.25 |
| Visual Design and WEB Media | VISD | 379.20 |
| Respiratory Care | RESP | 373.82 |

FERRIS STATE UNIVERSITY

Ranked Listing of Student Credit Hours (SCH) / Full Time Equated Faculty (FTEF)
 Aggregated by Course Prefix
 Fall + Winter Semesters 2005-2006

| Course Description | Course Prefix | Student Credit Hours/ Full Time Equated Faculty (SCH/FTEF) |
|---|---------------|--|
| Nursing | NURS | 372.85 |
| Education Physical Education | EDPE | 371.68 |
| Electrical and Electronics Engineering Technology | EEET | 370.05 |
| Homeland Security-Digital Security & Forensics-CJ | HSCJ | 369.00 |
| Heavy Equipment Technology | HEQT | 368.66 |
| Education Reading Language Arts | ERLA | 365.88 |
| Respiratory Care | RESP | 361.41 |
| Journalism | JRNL | 360.00 |
| Education | EDUC | 357.93 |
| Pharmacognosy | PHCG | 353.36 |
| Kendall Sculpture/Functional Art | KCSF | 338.93 |
| Kendall College Social Science | KCSS | 338.11 |
| Kendall College Humanities | KCHU | 337.18 |
| Computer Network and Systems | ECNS | 335.76 |

FERRIS STATE UNIVERSITY

Ranked Listing of Student Credit Hours (SCH) / Full Time Equated Faculty (FTEF)
 Aggregated by Course Prefix
 Fall + Winter Semesters 2005-2006

| Course Description | Course Prefix | Student Credit Hours/ Full Time Equated Faculty (SCH/FTEF) |
|---|---------------|--|
| Diagnostic Medical Sonography | SONO | 335.18 |
| Heating, Ventilation, Air Conditioning & Refrig Tec | HVAC | 328.65 |
| Civil Engineering Technology | CETM | 322.24 |
| Surveying Engineering | SURE | 321.43 |
| Clinical Laboratory Science | CLLS | 318.96 |
| Kendall College Design Studies | KCDS | 315.99 |
| Printing Management | PMGT | 312.26 |
| Automotive Service Technology | AUTO | 309.68 |
| Professional Tennis Management | PTMG | 308.96 |
| Printing Technology | PTEC | 307.47 |
| Television Production | TVPR | 306.01 |
| Educational Career Technical Education | ECTE | 305.34 |
| Kendall College Foundation | KCFN | 304.78 |
| Product Design Engineering Technology | PDET | 298.61 |

FERRIS STATE UNIVERSITY

Ranked Listing of Student Credit Hours (SCH) / Full Time Equated Faculty (FTEF)
 Aggregated by Course Prefix
 Fall + Winter Semesters 2005-2006

| Course Description | Course Prefix | Student Credit Hours/ Full Time Equated Faculty (SCH/FTEF) |
|--|---------------|--|
| Social Work | SCWK | 294.64 |
| Heavy Equipment Service Engineering Technology | HSET | 285.32 |
| CAD Drafting and Tool Design | CDTD | 280.19 |
| Automotive Body | ABOD | 276.88 |
| Manufacturing Tooling Technology | MFGT | 274.45 |
| Master of Business Administration | MMBA | 272.66 |
| Kendall College Interior Design | KCID | 271.23 |
| Optometry | OPTM | 268.85 |
| Kendall College Digital Media | KCDM | 261.97 |
| Environmental Health and Safety Management | EHSM | 258.90 |
| Master of Science Information Systems Management | MISM | 254.70 |
| Music Industry Management | MIMG | 254.51 |
| Environmental Health and Safety Management | EHSM | 254.36 |
| Kendall College Illustration | KCIL | 254.15 |

FERRIS STATE UNIVERSITY

Ranked Listing of Student Credit Hours (SCH) / Full Time Equated Faculty (FTEF)
 Aggregated by Course Prefix
 Fall + Winter Semesters 2005-2006

| Course Description | Course Prefix | Student Credit Hours/ Full Time Equated Faculty (SCH/FTEF) |
|---------------------------------------|---------------|--|
| Theatre | THTR | 247.50 |
| Plastics Engineering Technology | PLTS | 246.71 |
| Pharmacy Practice | PHPR | 240.65 |
| African American Studies | AFAM | 216.00 |
| New Media Printing and Publishing | NMPP | 211.27 |
| Kendall College Visual Communications | KCVC | 208.01 |
| Applied Science | APPS | 207.14 |
| Kendall College Industrial Design | KCIN | 192.84 |
| American Studies | AMST | 192.00 |
| Horticulture | HORT | 191.84 |
| Kendall College Fine Arts | KCFA | 188.40 |
| Kendall Photography | KCPH | 176.60 |
| Intensive English Program | IEPG | 162.67 |
| Kendall College Furniture Design | KCFD | 155.60 |

FERRIS STATE UNIVERSITY

Ranked Listing of Student Credit Hours (SCH) / Full Time Equated Faculty (FTEF)
 Aggregated by Course Prefix
 Fall + Winter Semesters 2005-2006

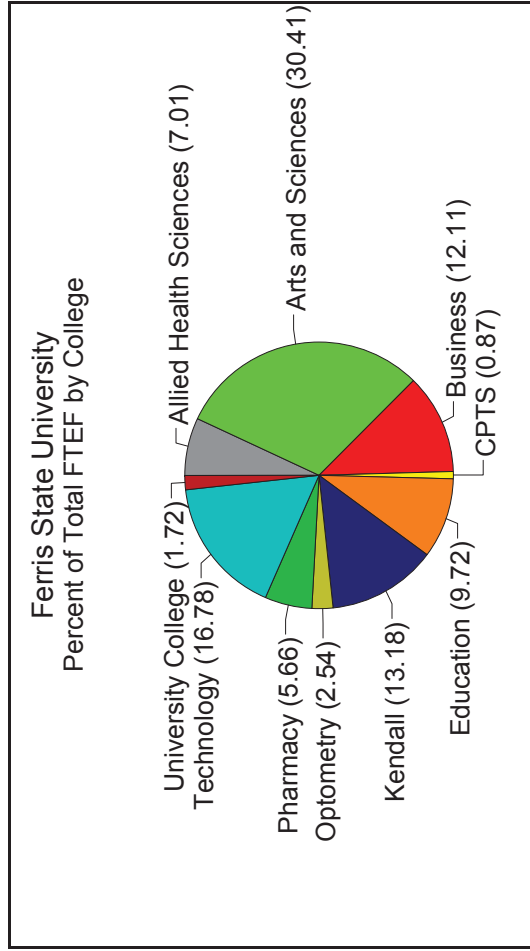
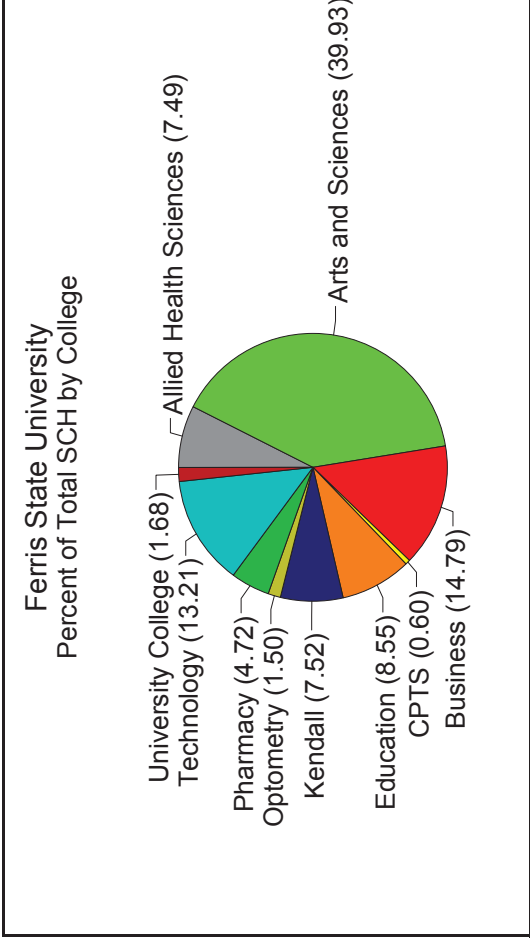
| Course Description | Course Prefix | Student Credit Hours/ Full Time Equated Faculty (SCH/FTEF) |
|---------------------------------------|---------------|--|
| Rubber Technology | RUBR | 121.02 |
| Kendall Metals/Jewelry Design | KCMJ | 100.43 |
| Kendall College Historic Preservation | KCHP | 95.20 |
| Kendall Education | KCED | 79.33 |
| Allied Health Science | CAHS | |

Ferris State University

Student Credit Hours (SCH) and Full Time Equated Faculty (FTEF) by College

Fall and Winter Terms Combined 2005-2006

By College



| College | SCH | FTEF |
|------------------------|------------|--------|
| Allied Health Sciences | 22,471.00 | 46.14 |
| Arts and Sciences | 119,800.00 | 200.20 |
| Business | 44,382.00 | 79.73 |
| CPTS | 1,791.00 | 5.76 |
| Education | 25,653.00 | 64.02 |
| Kendall | 22,561.00 | 86.75 |
| Optometry | 4,488.00 | 16.69 |
| Pharmacy | 14,172.00 | 37.25 |
| Technology | 39,642.00 | 110.46 |
| University College | 5,045.00 | 11.33 |

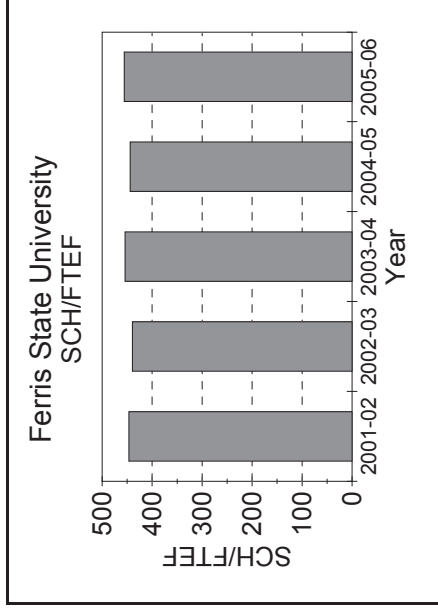
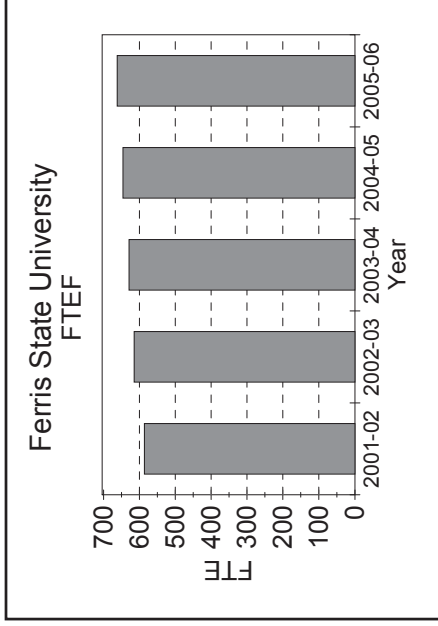
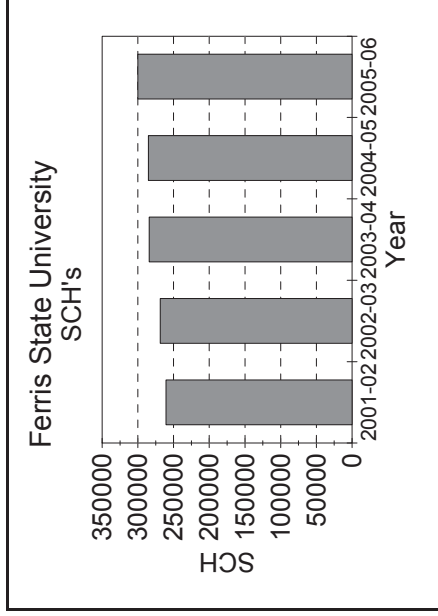
Source: Office of Institutional Research, g:\...lfacload\0506\prdrunpie.rsl

Ferris State University

Student Credit Hours (SCH), Full Time Equated Faculty (FTEF) and SCH/FTEF Aggregated by University

Fall and Winter Terms Combined

FSU



| Year | SCH | FTEF | SCH/FTEF |
|---------|------------|--------|----------|
| 2001-02 | 260,521.00 | 583.23 | 446.69 |
| 2002-03 | 268,592.00 | 611.23 | 439.43 |
| 2003-04 | 284,155.00 | 625.59 | 454.22 |
| 2004-05 | 285,223.00 | 642.37 | 444.01 |
| 2005-06 | 300,005.00 | 658.33 | 455.71 |

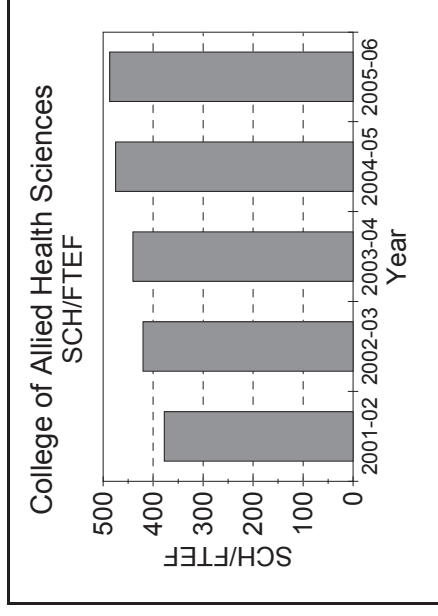
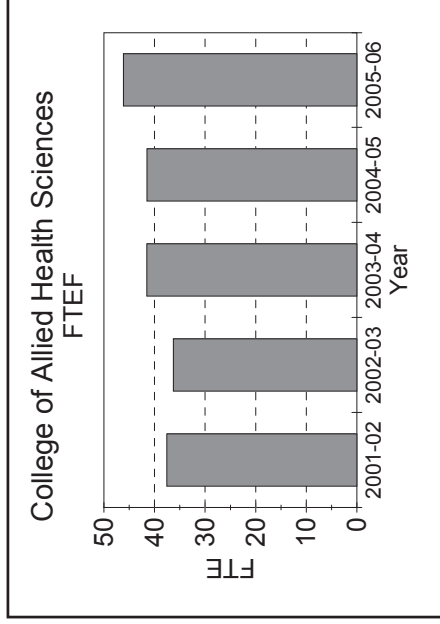
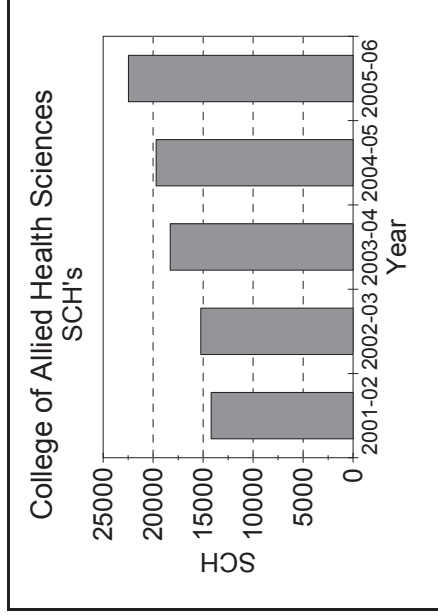
Caution: When viewing graphs, please note the differences in scales
 Source: Office of Institutional Research, g:\...fload\0506\prdungr.rsl

Ferris State University

Student Credit Hours (SCH), Full Time Equated Faculty (FTEF) and SCH/FTEF Aggregated by College

Fall and Winter Terms Combined

College of Allied Health Sciences



| Year | SCH | FTEF | SCH/FTEF |
|---------|-----------|-------|----------|
| 2001-02 | 14,193.00 | 37.58 | 377.66 |
| 2002-03 | 15,244.00 | 36.26 | 420.44 |
| 2003-04 | 18,299.00 | 41.54 | 440.46 |
| 2004-05 | 19,708.00 | 41.49 | 475.06 |
| 2005-06 | 22,471.00 | 46.14 | 487.03 |

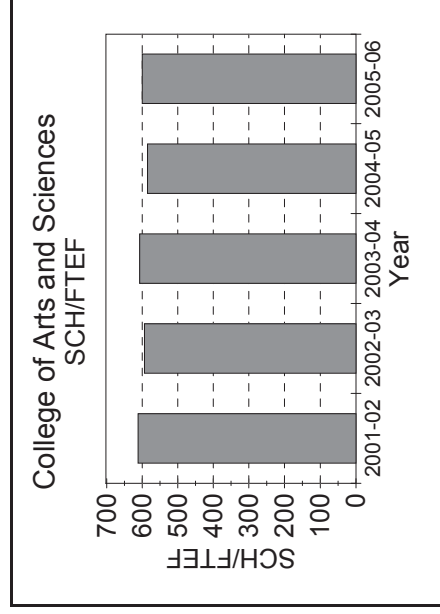
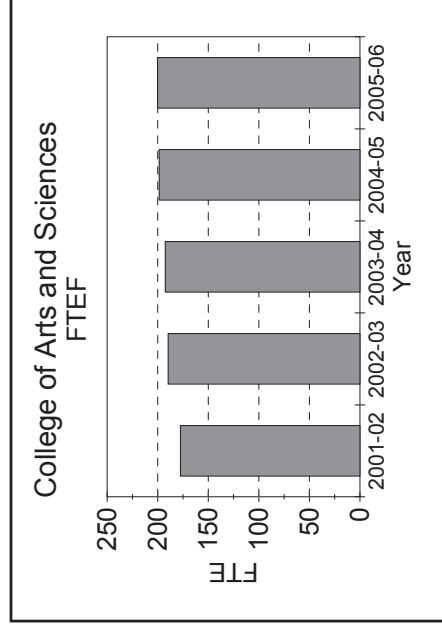
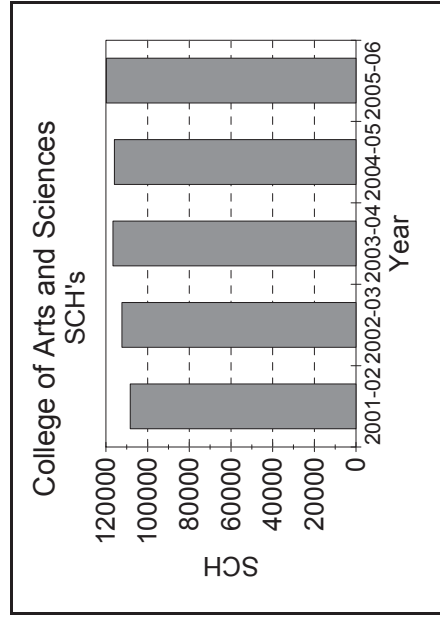
Caution: When viewing graphs, please note the differences in scales
 Source: Office of Institutional Research, g:\...\fload\0506\prdahgr.rsl

Ferris State University

Student Credit Hours (SCH), Full Time Equated Faculty (FTEF) and SCH/FTEF Aggregated by College

Fall and Winter Terms Combined

College of Arts and Sciences



| Year | SCH | FTEF | SCH/FTEF |
|---------|------------|--------|----------|
| 2001-02 | 108,311.00 | 177.50 | 610.19 |
| 2002-03 | 112,342.00 | 189.70 | 592.21 |
| 2003-04 | 116,604.00 | 192.61 | 605.40 |
| 2004-05 | 115,927.00 | 198.60 | 583.73 |
| 2005-06 | 119,800.00 | 200.20 | 598.41 |

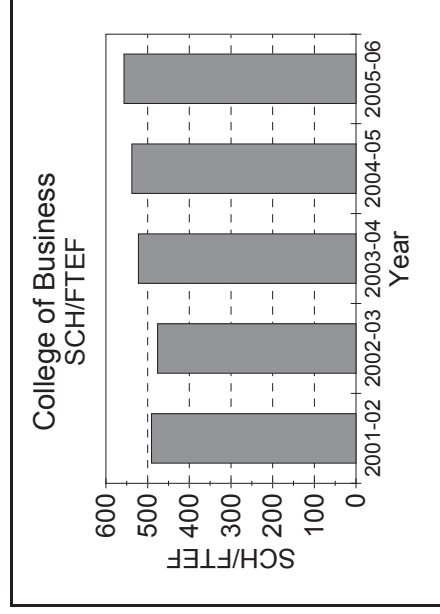
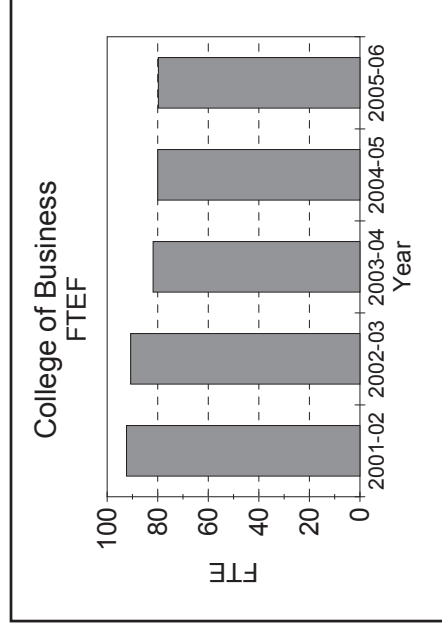
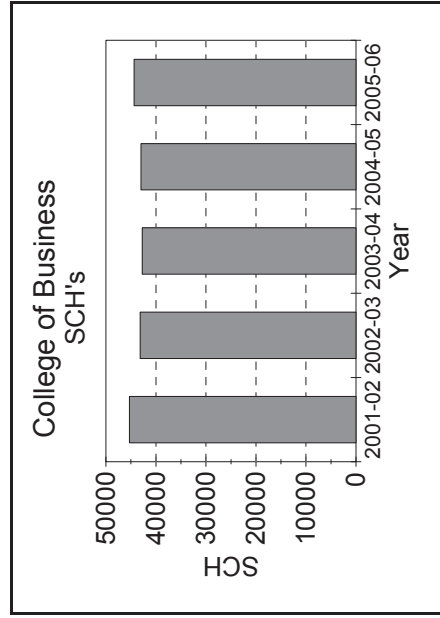
Caution: When viewing graphs, please note the differences in scales
 Source: Office of Institutional Research, g:\...fload\0506\prdasgr.rsl

Ferris State University

Student Credit Hours (SCH), Full Time Equated Faculty (FTEF) and SCH/FTEF Aggregated by College

Fall and Winter Terms Combined

College of Business



| <u>Year</u> | <u>SCH</u> | <u>FTEF</u> | <u>SCH/FTEF</u> |
|-------------|------------|-------------|-----------------|
| 2001-02 | 42,733.00 | 81.84 | 475.89 |
| 2002-03 | 42,998.00 | 79.97 | 522.16 |
| 2003-04 | 43,162.00 | 90.70 | 537.69 |
| 2004-05 | 45,304.00 | 92.33 | 490.67 |
| 2005-06 | 44,382.00 | 92.33 | 556.65 |

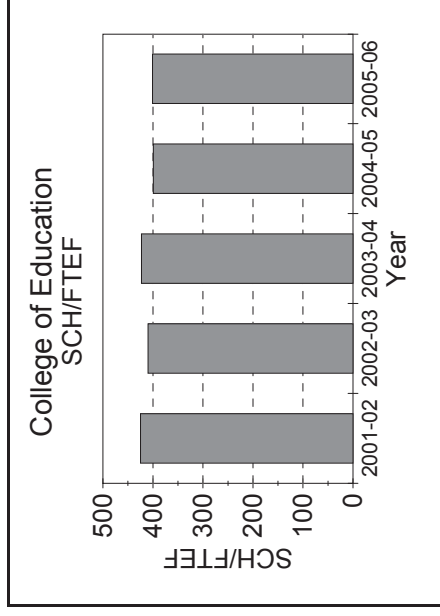
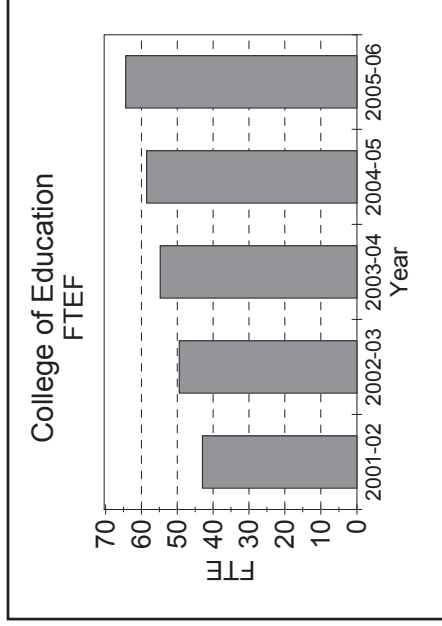
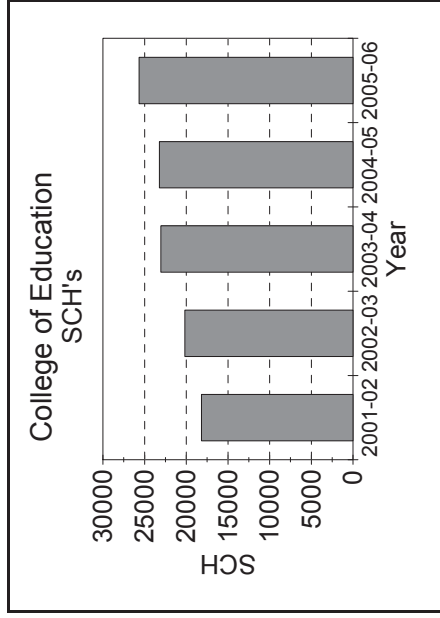
Caution: When viewing graphs, please note the differences in scales
 Source: Office of Institutional Research, g:\... \facload\0506\prbbsgr.rsl

Ferris State University

Student Credit Hours (SCH), Full Time Equated Faculty (FTEF) and SCH/FTEF Aggregated by College

Fall and Winter Terms Combined

College of Education & Human Services



| Year | SCH | FTEF | SCH/FTEF |
|---------|-----------|-------|----------|
| 2001-02 | 18,180.00 | 42.80 | 424.76 |
| 2002-03 | 20,165.00 | 49.21 | 409.81 |
| 2003-04 | 23,044.00 | 54.49 | 422.91 |
| 2004-05 | 23,232.00 | 58.20 | 399.20 |
| 2005-06 | 25,653.00 | 64.02 | 400.71 |

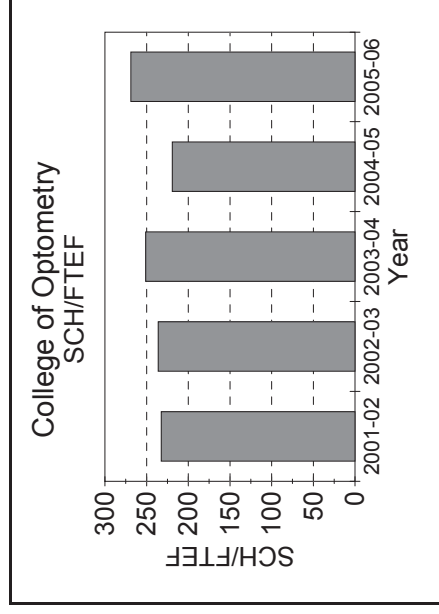
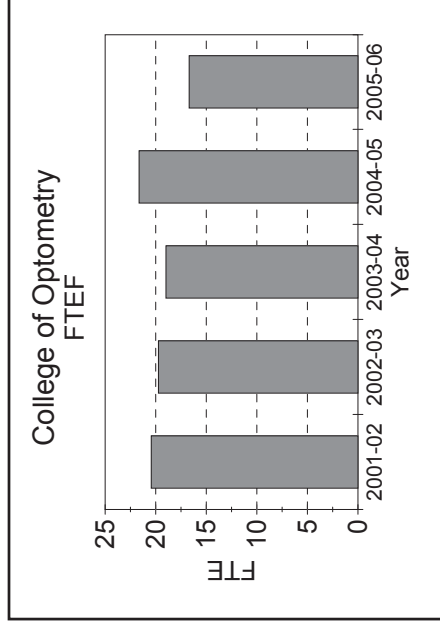
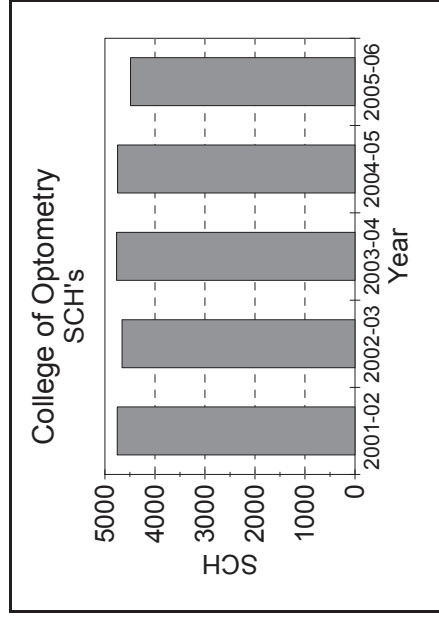
Caution: When viewing graphs, please note the differences in scales
 Source: Office of Institutional Research, g:\...\\facload\0506\prdedgr.rsl

Ferris State University

Student Credit Hours (SCH), Full Time Equated Faculty (FTEF) and SCH/FTEF Aggregated by College

Fall and Winter Terms Combined

College of Optometry



| <u>Year</u> | <u>SCH</u> | <u>FTEF</u> | <u>SCH/FTEF</u> |
|-------------|------------|-------------|-----------------|
| 2001-02 | 4,753.00 | 20.45 | 232.39 |
| 2002-03 | 4,657.00 | 19.73 | 236.01 |
| 2003-04 | 4,765.00 | 18.98 | 251.10 |
| 2004-05 | 4,746.00 | 21.65 | 219.24 |
| 2005-06 | 4,488.00 | 16.69 | 268.85 |

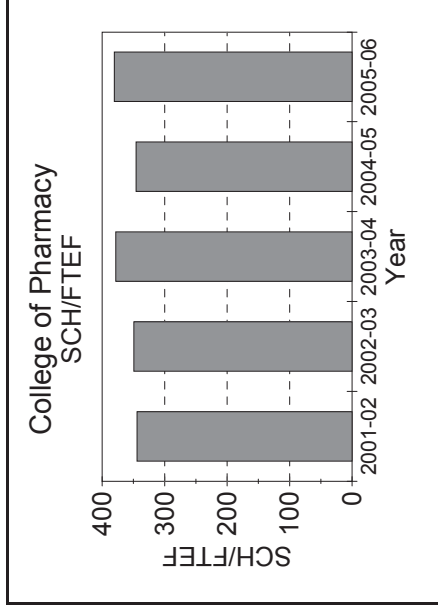
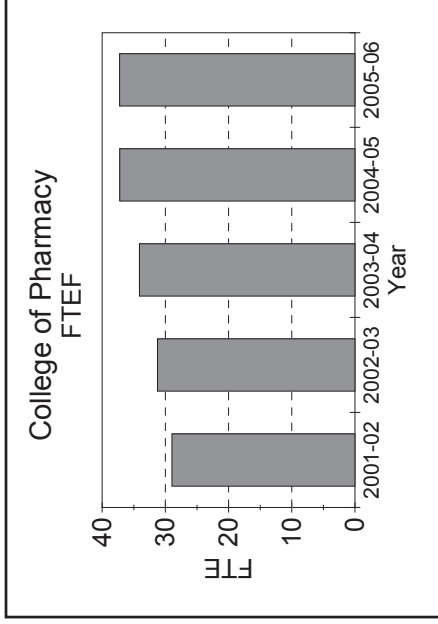
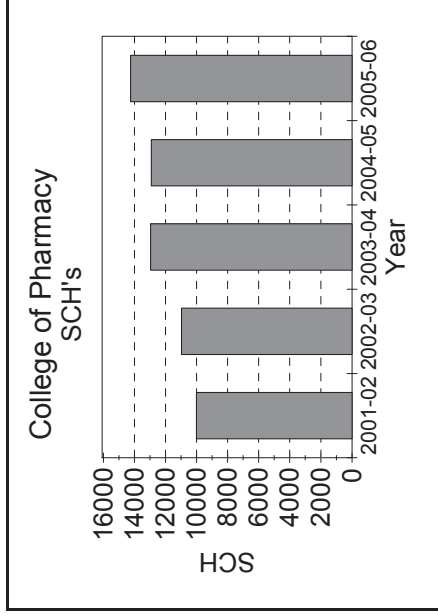
Caution: When viewing graphs, please note the differences in scales
Source: Office of Institutional Research, g:\... \facload\0506\prodopgr.rsl

Ferris State University

Student Credit Hours (SCH), Full Time Equated Faculty (FTEF) and SCH/FTEF Aggregated by College

Fall and Winter Terms Combined

College of Pharmacy



| Year | SCH | FTEF | SCH/FTEF |
|---------|-----------|-------|----------|
| 2001-02 | 9,967.00 | 28.96 | 344.21 |
| 2002-03 | 10,919.00 | 31.25 | 349.42 |
| 2003-04 | 12,896.00 | 34.10 | 378.22 |
| 2004-05 | 12,860.00 | 37.21 | 345.61 |
| 2005-06 | 14,172.00 | 37.25 | 380.43 |

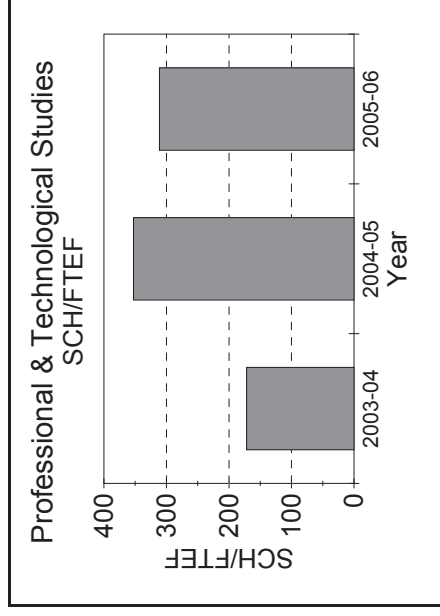
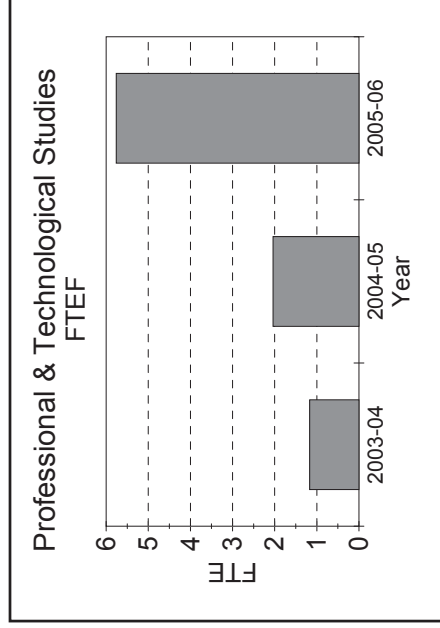
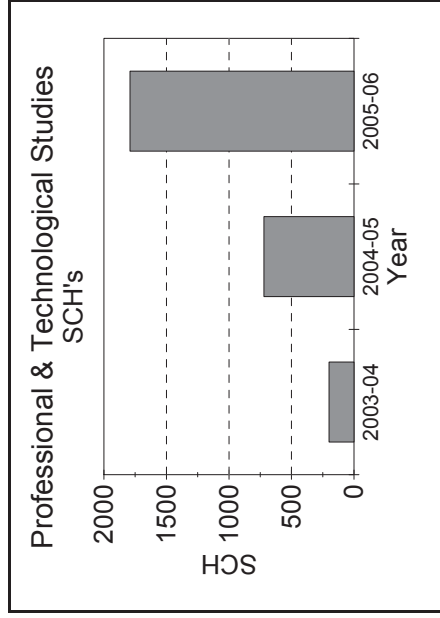
Caution: When viewing graphs, please note the differences in scales
 Source: Office of Institutional Research, g:\...fload\0506\prdphgr.rsl

Ferris State University

Student Credit Hours (SCH), Full Time Equated Faculty (FTEF) and SCH/FTEF Aggregated by Department

Fall and Winter Terms Combined

College of Professional & Technological Studies



| <u>Year</u> | <u>SCH</u> | <u>FTEF</u> | <u>SCH/FTEF</u> |
|-------------|------------|-------------|-----------------|
| 2003-04 | 200.00 | 1.17 | 171.67 |
| 2004-05 | 721.00 | 2.04 | 352.57 |
| 2005-06 | 1,791.00 | 5.76 | 311.21 |

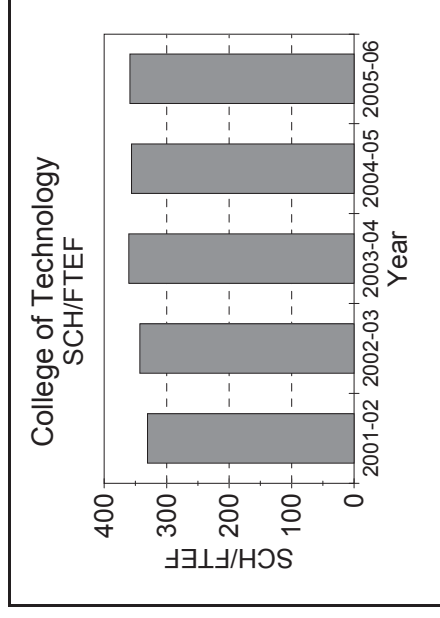
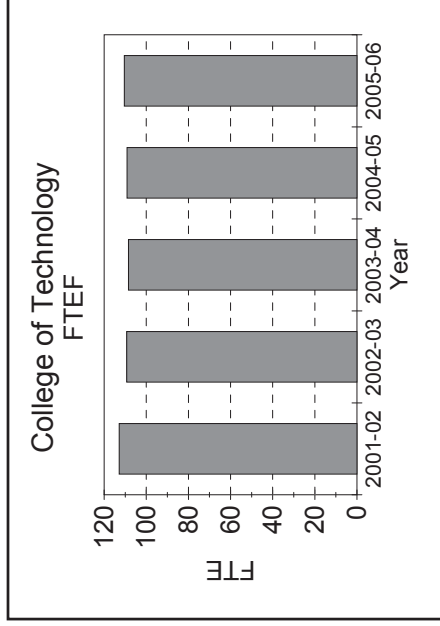
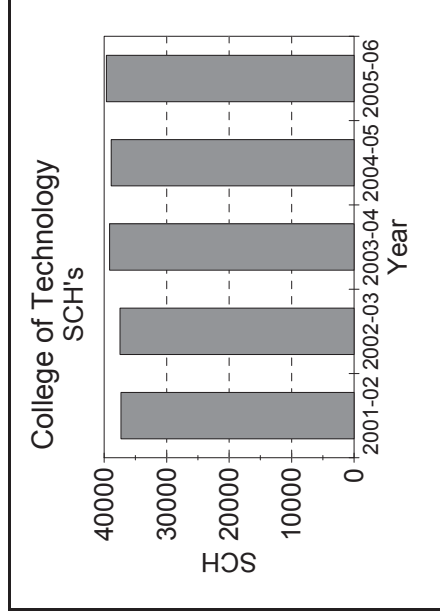
Caution: When viewing graphs, please note the differences in scales
Source: Office of Institutional Research, g:\...fload\0506\prdpgr.rsl

Ferris State University

Student Credit Hours (SCH), Full Time Equated Faculty (FTEF) and SCH/FTEF Aggregated by College

Fall and Winter Terms Combined

College of Technology



| <u>Year</u> | <u>SCH</u> | <u>FTEF</u> | <u>SCH/FTEF</u> |
|-------------|------------|-------------|-----------------|
| 2001-02 | 37,308.00 | 112.84 | 330.62 |
| 2002-03 | 37,465.00 | 109.27 | 342.87 |
| 2003-04 | 39,117.00 | 108.49 | 360.57 |
| 2004-05 | 38,864.00 | 109.11 | 356.20 |
| 2005-06 | 39,642.00 | 110.46 | 358.88 |

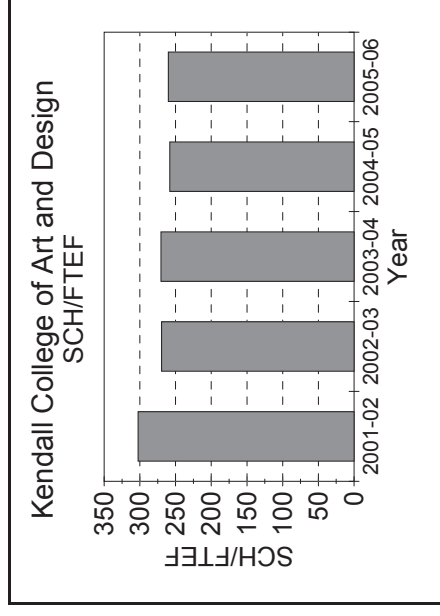
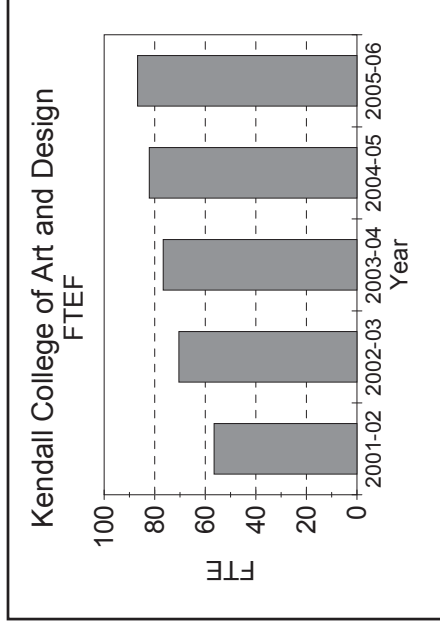
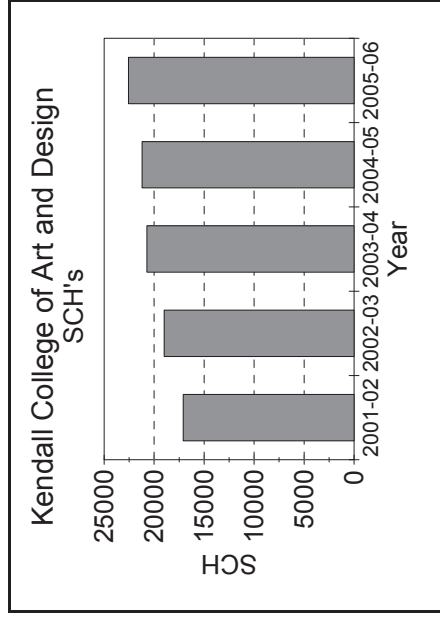
Caution: When viewing graphs, please note the differences in scales
 Source: Office of Institutional Research, g:\... \facload\0506\prdtgr.rs

Ferris State University

Student Credit Hours (SCH), Full Time Equated Faculty (FTEF) and SCH/FTEF Aggregated by College

Fall and Winter Terms Combined

Kendall College of Art and Design



| Year | SCH | FTEF | SCH/FTEF |
|---------|-----------|-------|----------|
| 2001-02 | 17,098.00 | 56.54 | 302.39 |
| 2002-03 | 18,994.00 | 70.44 | 269.64 |
| 2003-04 | 20,722.00 | 76.65 | 270.35 |
| 2004-05 | 21,200.00 | 82.13 | 258.13 |
| 2005-06 | 22,561.00 | 86.75 | 260.08 |

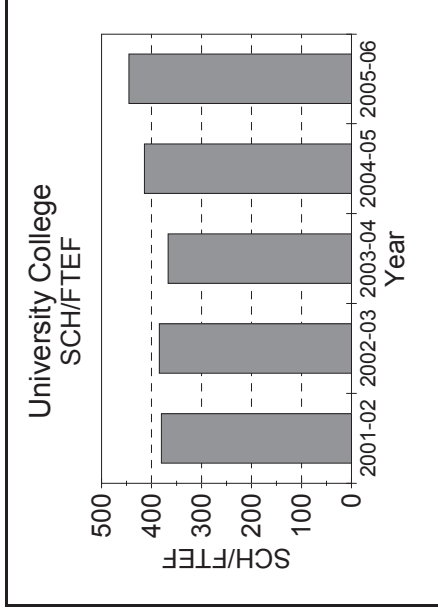
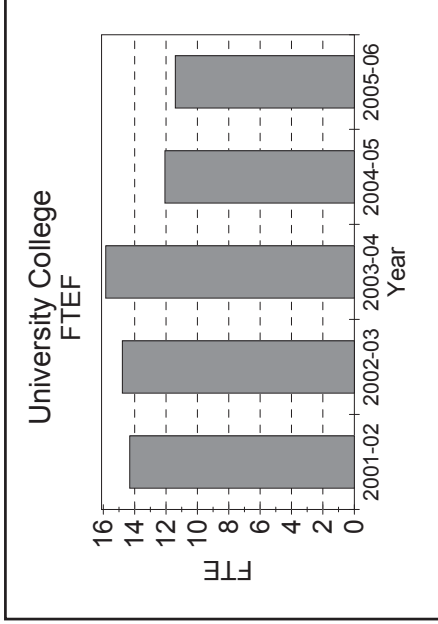
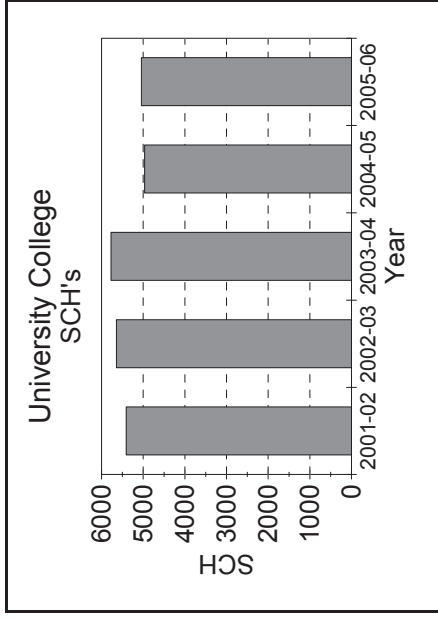
Caution: When viewing graphs, please note the differences in scales
 Source: Office of Institutional Research, g:\...fload\0506\prdkcgr.rsl

Ferris State University

Student Credit Hours (SCH), Full Time Equated Faculty (FTEF) and SCH/FTEF Aggregated by College

Fall and Winter Terms Combined

University College



| <u>Year</u> | <u>SCH</u> | <u>FTEF</u> | <u>SCH/FTEF</u> |
|-------------|------------|-------------|-----------------|
| 2001-02 | 5,407.00 | 14.22 | 380.26 |
| 2002-03 | 5,644.00 | 14.68 | 384.54 |
| 2003-04 | 5,775.00 | 15.74 | 366.92 |
| 2004-05 | 4,967.00 | 11.99 | 414.35 |
| 2005-06 | 5,045.00 | 11.33 | 445.33 |

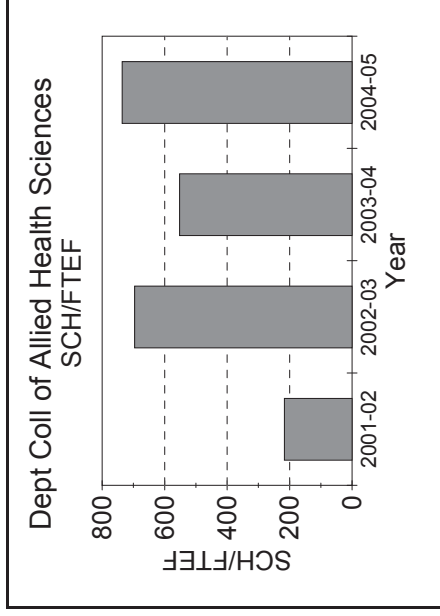
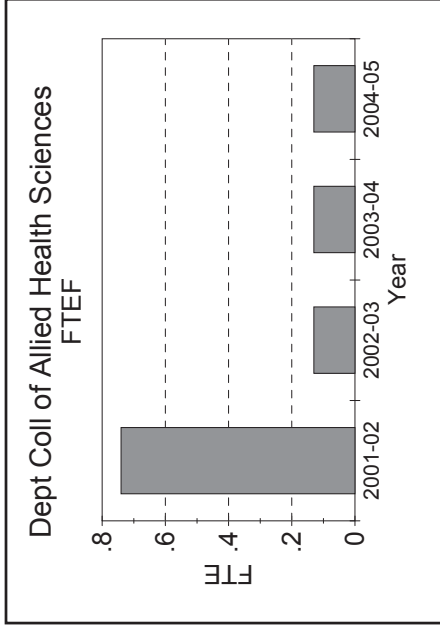
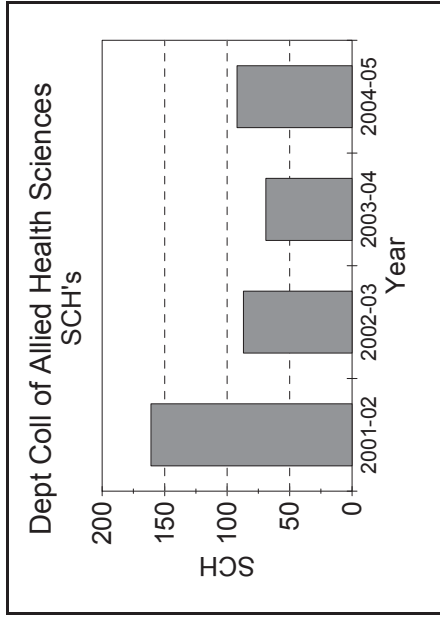
Caution: When viewing graphs, please note the differences in scales
 Source: Office of Institutional Research, g:\...fload\0506\prduogr.rs

Ferris State University

Student Credit Hours (SCH), Full Time Equated Faculty (FTEF) and SCH/FTEF Aggregated by Department

Fall and Winter Terms Combined

College of Allied Health Sciences (College of Allied Health Sciences)



| <u>Year</u> | <u>SCH</u> | <u>FTEF</u> | <u>SCH/FTEF</u> |
|-------------|------------|-------------|-----------------|
| 2001-02 | 161.00 | 0.74 | 216.79 |
| 2002-03 | 87.00 | 0.13 | 696.00 |
| 2003-04 | 69.00 | 0.13 | 552.00 |
| 2004-05 | 92.00 | 0.13 | 736.00 |

<< College of Allied Health Sciences Reorganized in 2005-06 >>
<< see detailed information for the FTE & SCH for the 2005-06 data >>

Caution: When viewing graphs, please note the differences in scales

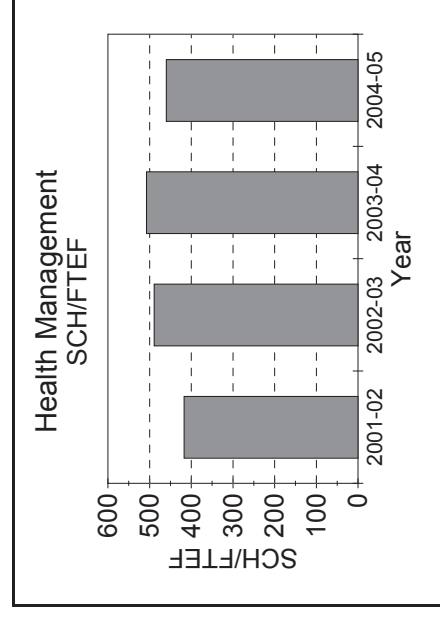
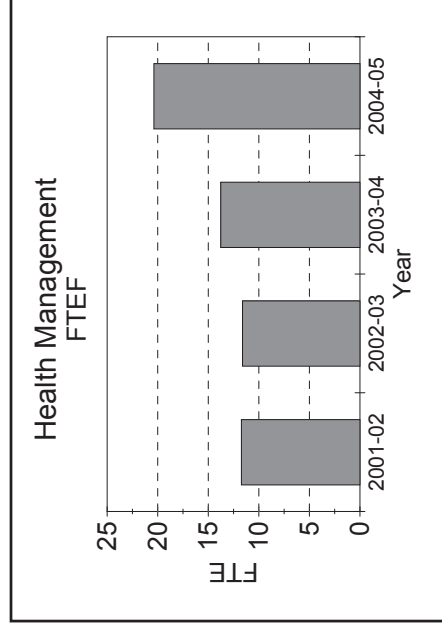
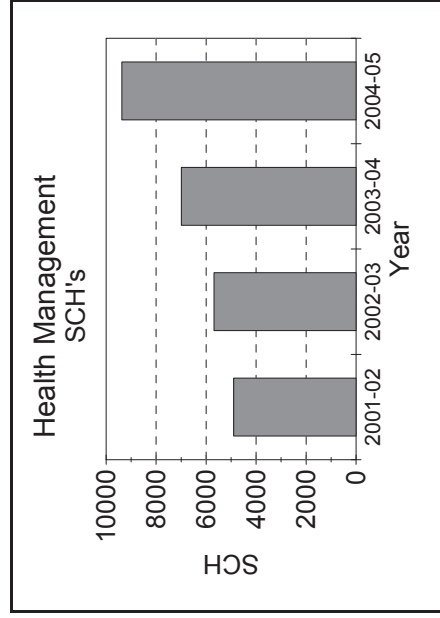
Source: Office of Institutional Research, g:\1...\fload\0506\prdah2g.rsl

Ferris State University

Student Credit Hours (SCH), Full Time Equated Faculty (FTEF) and SCH/FTEF Aggregated by Department

Fall and Winter Terms Combined

Health Management (College of Allied Health Sciences)



| <u>Year</u> | <u>SCH</u> | <u>FTEF</u> | <u>SCH/FTEF</u> |
|-------------|------------|-------------|-----------------|
| 2001-02 | 4,895.00 | 11.73 | 417.29 |
| 2002-03 | 5,686.00 | 11.62 | 489.23 |
| 2003-04 | 6,989.00 | 13.77 | 507.53 |
| 2004-05 | 9,375.00 | 20.38 | 459.99 |

<< College of Allied Health Sciences Reorganized in 2005-06 >>
 << see detailed information for the FTE & SCH for the 2005-06 data >>

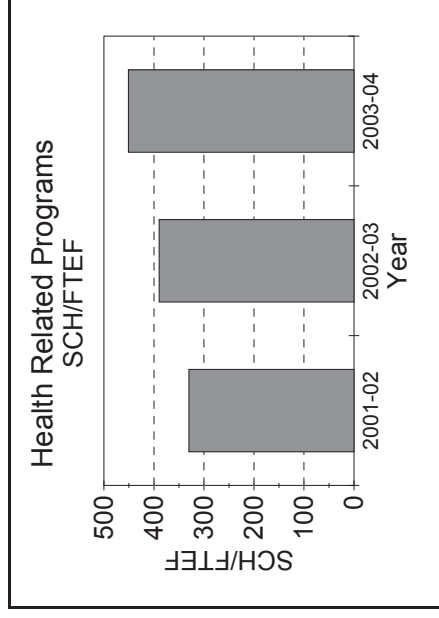
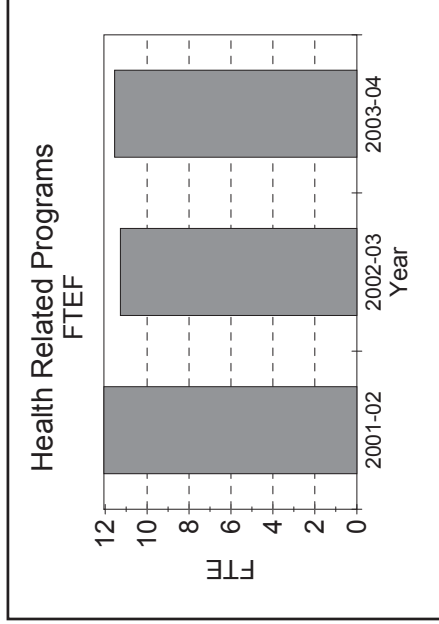
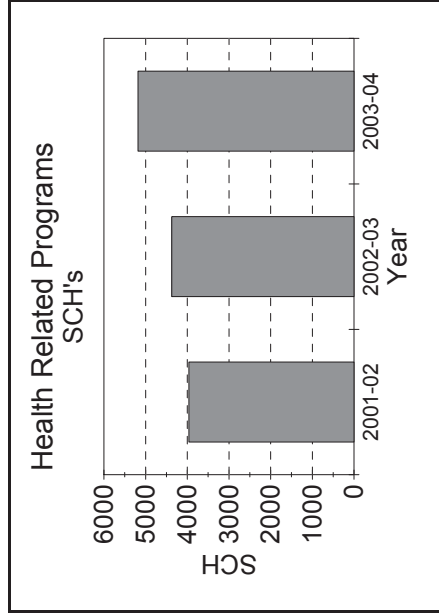
Caution: When viewing graphs, please note the differences in scales
 Source: Office of Institutional Research, g:\...\fload\0506\prdah4g.rsl

Ferris State University

Student Credit Hours (SCH), Full Time Equated Faculty (FTEF) and SCH/FTEF Aggregated by Department

Fall and Winter Terms Combined

Health Related Programs (College of Allied Health Sciences)



| <u>Year</u> | <u>SCH</u> | <u>FTEF</u> | <u>SCH/FTEF</u> |
|-------------|------------|-------------|-----------------|
| 2001-02 | 3,961.00 | 12.00 | 330.06 |
| 2002-03 | 4,372.00 | 11.22 | 389.71 |
| 2003-04 | 5,183.00 | 11.49 | 450.92 |

<< College of Allied Health Sciences Reorganized in 2005-06 >>
<< see detailed information for the FTE & SCH for the 2005-06 data >>

<< Department changed to **Imaging Sciences** in 2004-2005 >>

Caution: When viewing graphs, please note the differences in scales

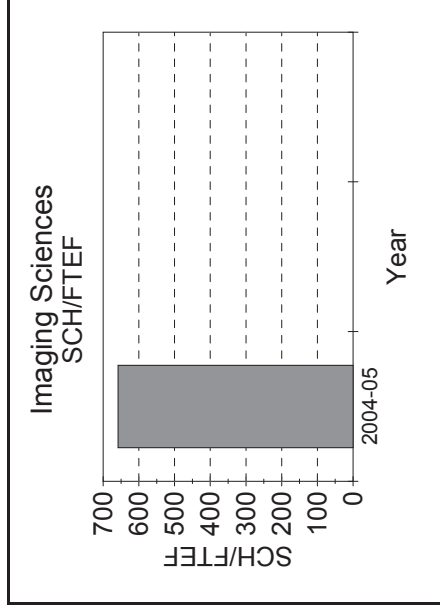
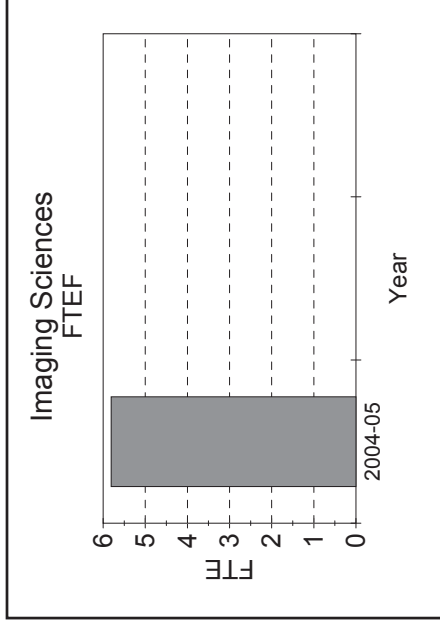
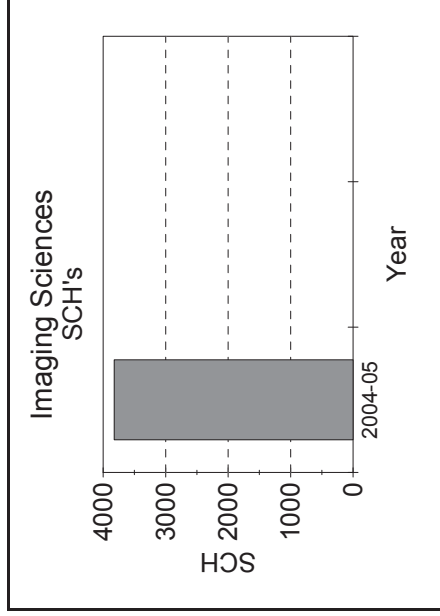
Source: Office of Institutional Research, g:\...lfacload\0506\prdah7g.rsl

Ferris State University

Student Credit Hours (SCH), Full Time Equated Faculty (FTEF) and SCH/FTEF Aggregated by Department

Fall and Winter Terms Combined

Imaging Sciences (College of Allied Health Sciences)



| <u>Year</u> | <u>SCH</u> | <u>FTEF</u> | <u>SCH/FTEF</u> |
|-------------|------------|-------------|-----------------|
| 2004-05 | 3,823.00 | 5.81 | 658.26 |

<< College of Allied Health Sciences Reorganized in 2005-06 >>
<< see detailed information for the FTE & SCH for the 2005-06 data >>

>> Prior to 2004-05 see **Health Related Programs** >>

Caution: When viewing graphs, please note the differences in scales

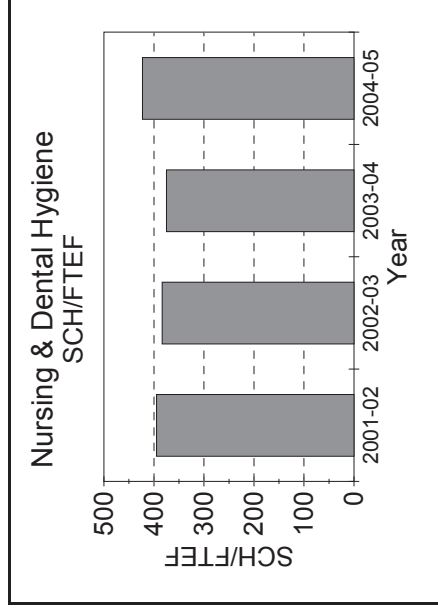
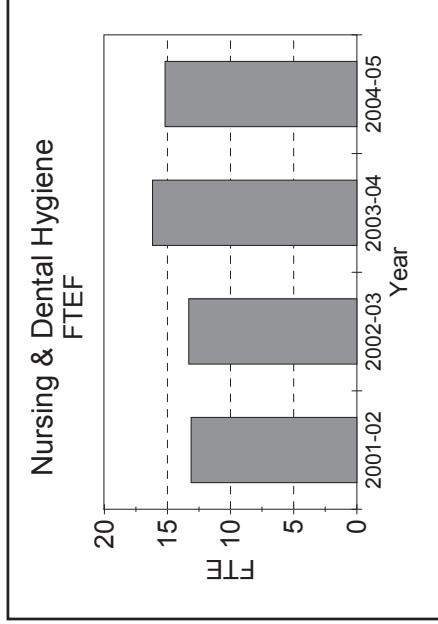
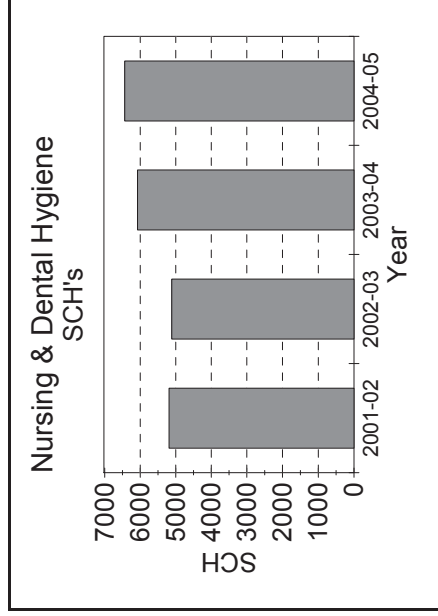
Source: Office of Institutional Research, g:\1...\fload\0506\prdat\5g.rsl

Ferris State University

Student Credit Hours (SCH), Full Time Equated Faculty (FTEF) and SCH/FTEF Aggregated by Department

Fall and Winter Terms Combined

Nursing & Dental Hygiene (College of Allied Health Sciences)



| <u>Year</u> | <u>SCH</u> | <u>FTEF</u> | <u>SCH/FTEF</u> |
|-------------|------------|-------------|-----------------|
| 2001-02 | 5,176.00 | 13.11 | 394.90 |
| 2002-03 | 5,099.00 | 13.29 | 383.64 |
| 2003-04 | 6,058.00 | 16.16 | 374.99 |
| 2004-05 | 6,418.00 | 15.17 | 423.02 |

<< College of Allied Health Sciences Reorganized in 2005-06 >>
<< see detailed information for the FTE & SCH for the 2005-06 data >>

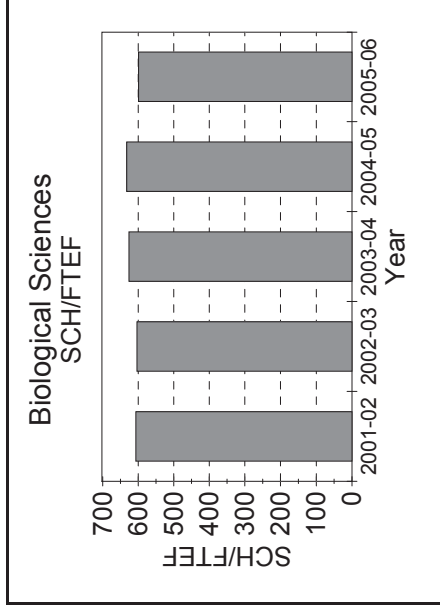
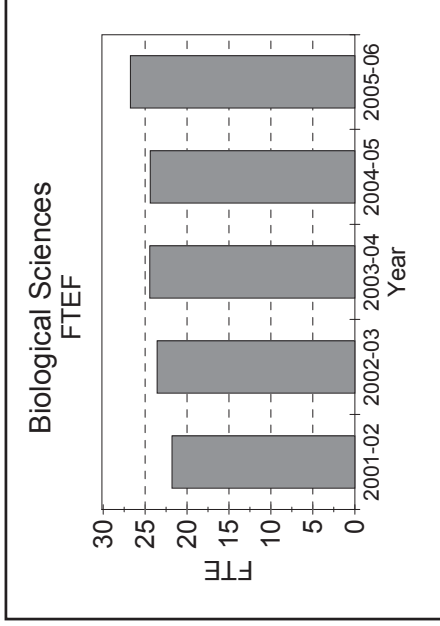
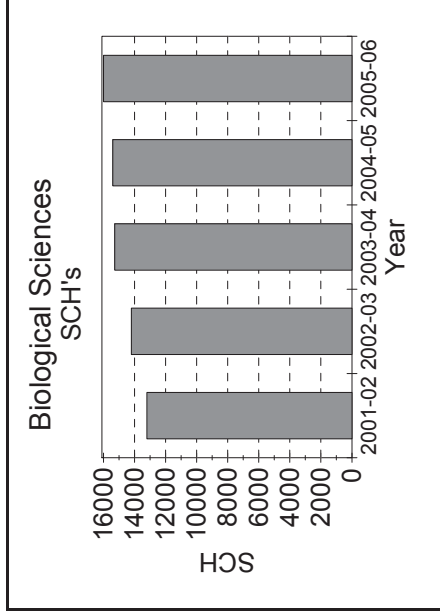
Caution: When viewing graphs, please note the differences in scales
Source: Office of Institutional Research, g:\...\fload\0506\prdah8g.rsl

Ferris State University

Student Credit Hours (SCH), Full Time Equated Faculty (FTEF) and SCH/FTEF Aggregated by Department

Fall and Winter Terms Combined

Biological Sciences (College of Arts & Sciences)



| Year | SCH | FTEF | SCH/FTEF |
|---------|-----------|-------|----------|
| 2001-02 | 13,119.00 | 21.68 | 605.07 |
| 2002-03 | 14,118.00 | 23.45 | 602.06 |
| 2003-04 | 15,186.00 | 24.33 | 624.09 |
| 2004-05 | 15,305.00 | 24.27 | 630.61 |
| 2005-06 | 15,898.00 | 26.62 | 597.23 |

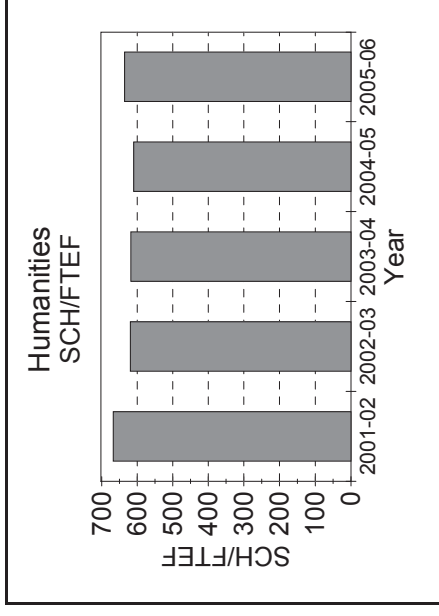
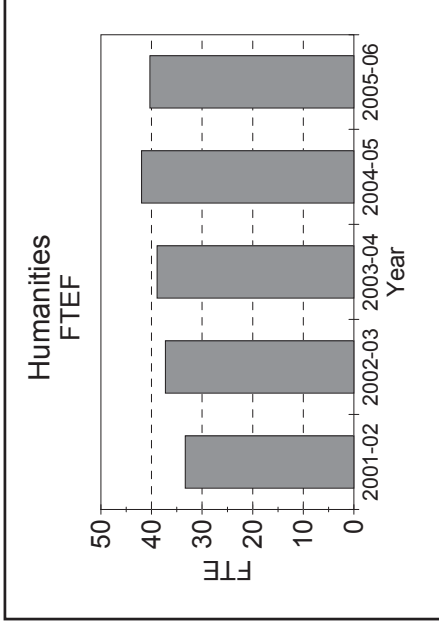
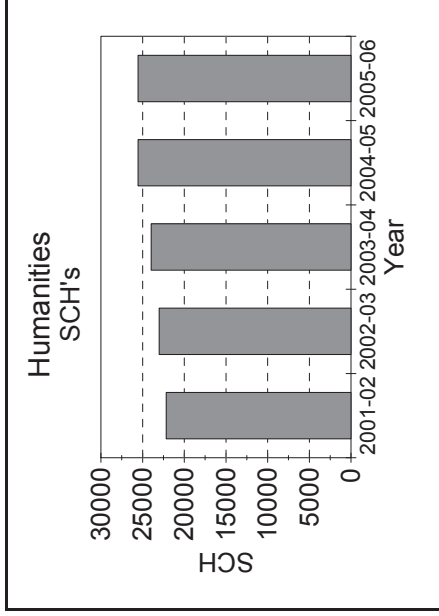
Caution: When viewing graphs, please note the differences in scales
Source: Office of Institutional Research, g:\...\f\acload\0506\prdas1g.rsl

Ferris State University

Student Credit Hours (SCH), Full Time Equated Faculty (FTEF) and SCH/FTEF Aggregated by Department

Fall and Winter Terms Combined

Humanities (College of Arts & Sciences)



| Year | SCH | FTEF | SCH/FTEF |
|---------|-----------|-------|----------|
| 2001-02 | 22,176.00 | 33.33 | 665.42 |
| 2002-03 | 23,012.00 | 37.26 | 617.60 |
| 2003-04 | 23,974.00 | 38.90 | 616.34 |
| 2004-05 | 25,548.00 | 41.96 | 608.07 |
| 2005-06 | 25,556.00 | 40.32 | 633.84 |

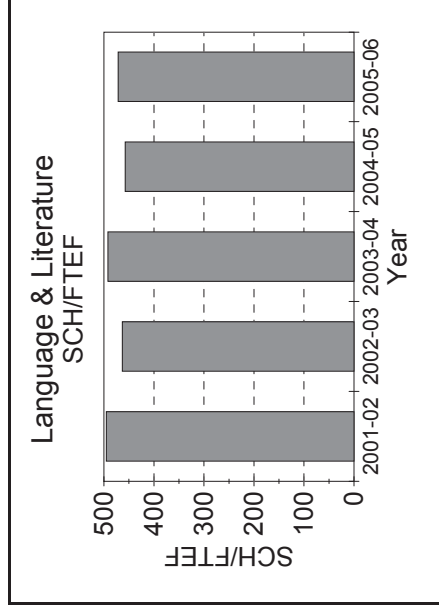
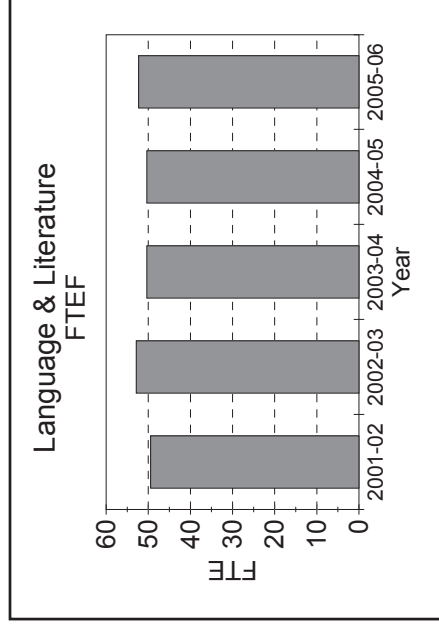
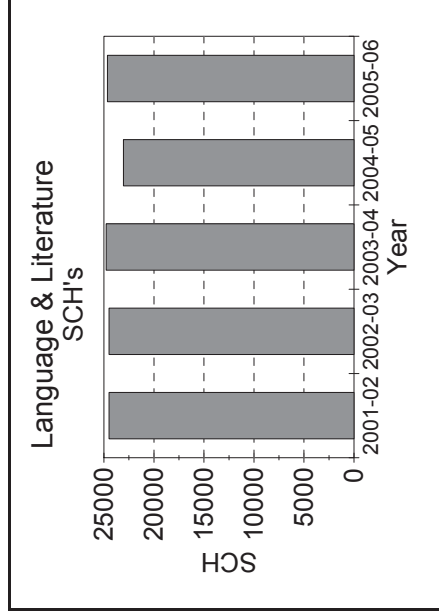
Caution: When viewing graphs, please note the differences in scales
Source: Office of Institutional Research, g:\... \facload\0506\prdas2g.rsl

Ferris State University

Student Credit Hours (SCH), Full Time Equated Faculty (FTEF) and SCH/FTEF Aggregated by Department

Fall and Winter Terms Combined

Language & Literature (College of Arts & Sciences)



| Year | SCH | FTEF | SCH/FTEF |
|---------|-----------|-------|----------|
| 2001-02 | 24,483.00 | 49.45 | 495.16 |
| 2002-03 | 24,492.00 | 52.86 | 463.32 |
| 2003-04 | 24,784.00 | 50.36 | 492.14 |
| 2004-05 | 23,045.00 | 50.36 | 457.59 |
| 2005-06 | 24,656.00 | 52.28 | 471.65 |

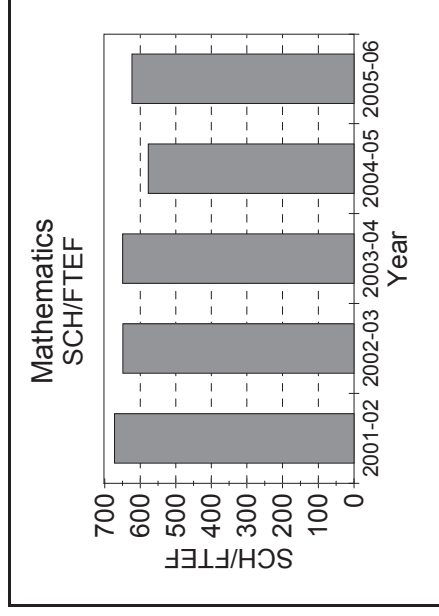
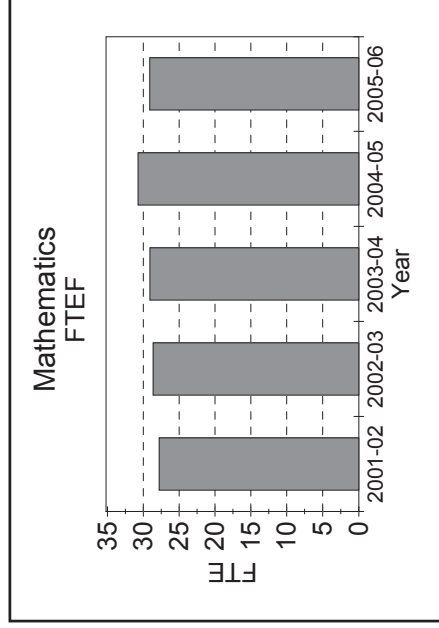
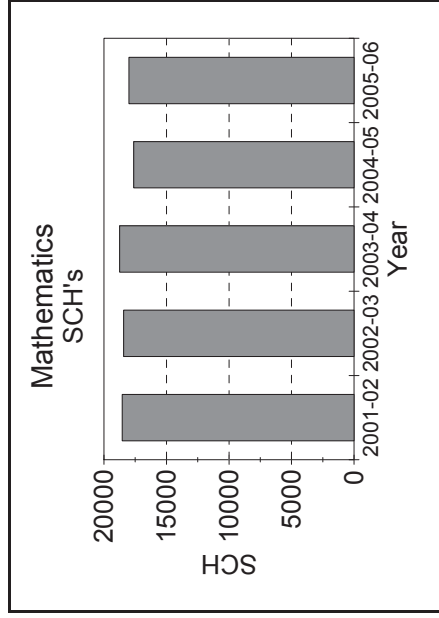
Caution: When viewing graphs, please note the differences in scales
Source: Office of Institutional Research, g:\... \facload\0506\prdas3g.rsl

Ferris State University

Student Credit Hours (SCH), Full Time Equated Faculty (FTEF) and SCH/FTEF Aggregated by Department

Fall and Winter Terms Combined

Mathematics (College of Arts & Sciences)



| Year | SCH | FTEF | SCH/FTEF |
|---------|-----------|-------|----------|
| 2001-02 | 18,536.00 | 27.64 | 670.50 |
| 2002-03 | 18,431.00 | 28.49 | 647.01 |
| 2003-04 | 18,744.00 | 28.94 | 647.57 |
| 2004-05 | 17,617.00 | 30.58 | 576.05 |
| 2005-06 | 17,999.00 | 28.95 | 621.62 |

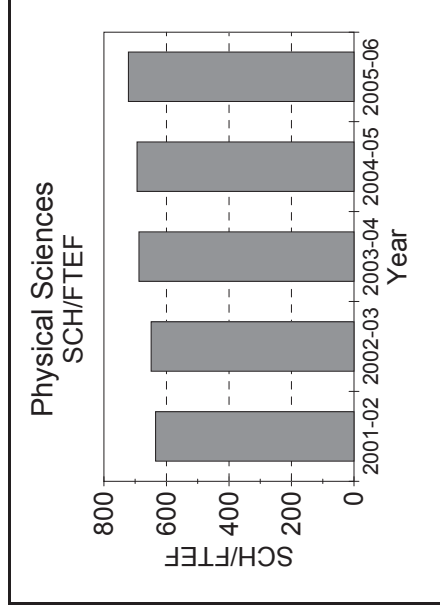
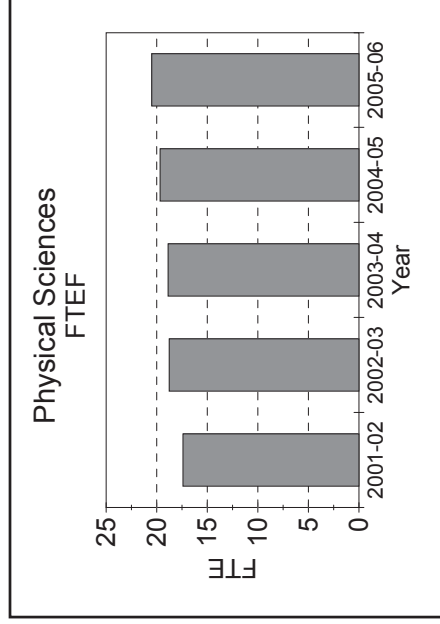
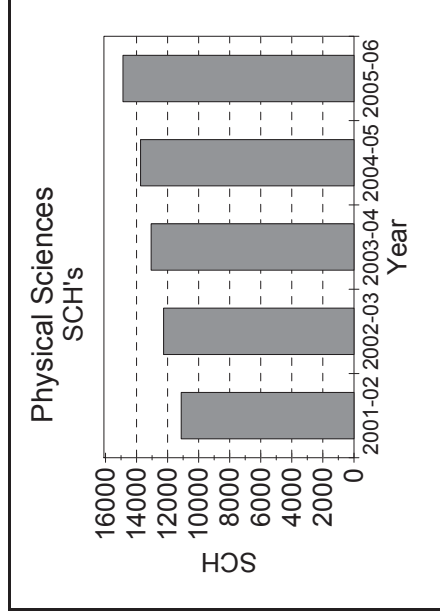
Caution: When viewing graphs, please note the differences in scales
Source: Office of Institutional Research, g:\... \facload\0506\prdas4g.rsl

Ferris State University

Student Credit Hours (SCH), Full Time Equated Faculty (FTEF) and SCH/FTEF Aggregated by Department

Fall and Winter Terms Combined

Physical Sciences (College of Arts & Sciences)



| Year | SCH | FTEF | SCH/FTEF |
|---------|-----------|-------|----------|
| 2001-02 | 11,053.00 | 17.41 | 634.73 |
| 2002-03 | 12,177.00 | 18.76 | 649.11 |
| 2003-04 | 12,985.00 | 18.87 | 688.16 |
| 2004-05 | 13,653.00 | 19.67 | 694.24 |
| 2005-06 | 14,786.00 | 20.49 | 721.62 |

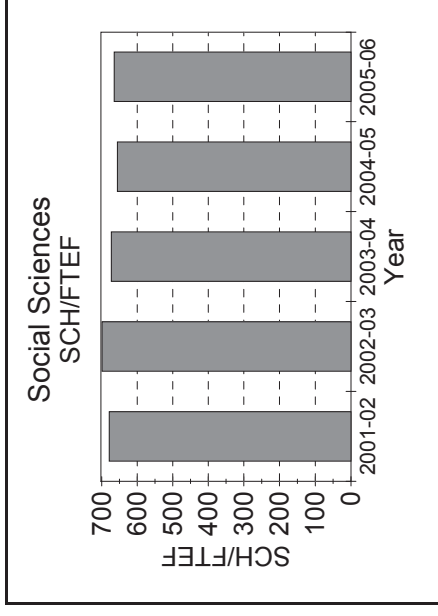
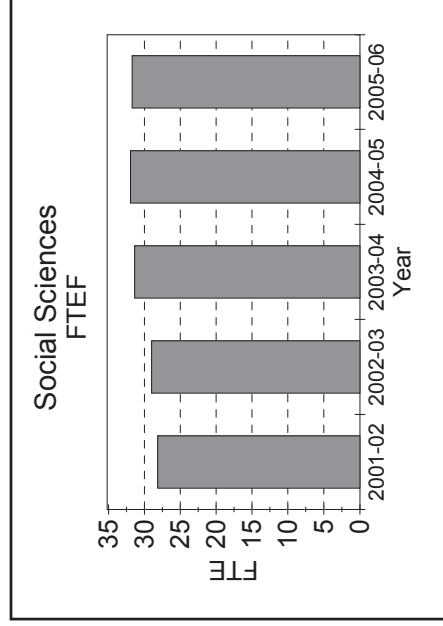
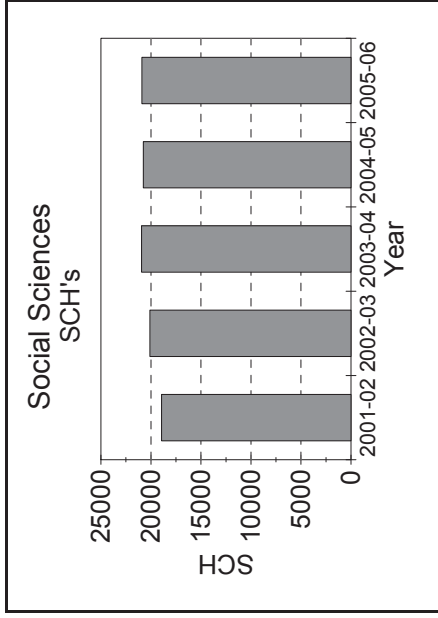
Caution: When viewing graphs, please note the differences in scales
Source: Office of Institutional Research, g:\... \facload\0506\prdas5g.rsl

Ferris State University

Student Credit Hours (SCH), Full Time Equated Faculty (FTEF) and SCH/FTEF Aggregated by Department

Fall and Winter Terms Combined

Social Sciences (College of Arts & Sciences)



| Year | SCH | FTEF | SCH/FTEF |
|---------|-----------|-------|----------|
| 2001-02 | 18,944.00 | 27.99 | 676.80 |
| 2002-03 | 20,105.00 | 28.84 | 697.06 |
| 2003-04 | 20,931.00 | 31.20 | 670.82 |
| 2004-05 | 20,759.00 | 31.76 | 653.68 |
| 2005-06 | 20,905.00 | 31.54 | 662.85 |

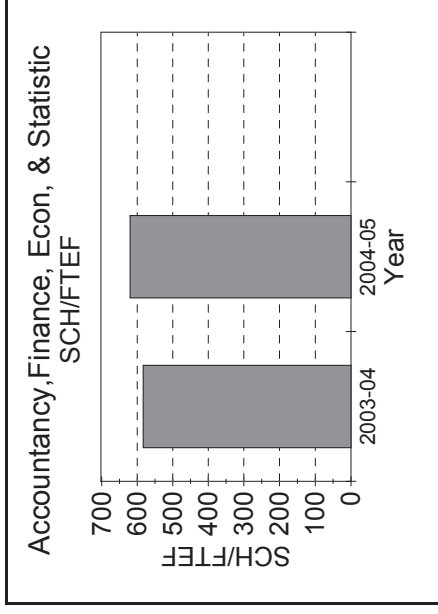
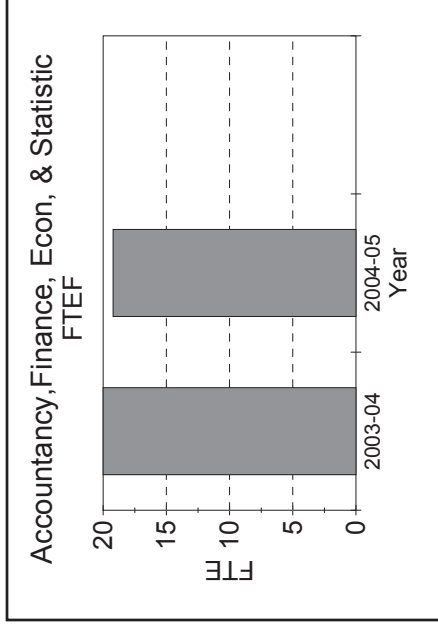
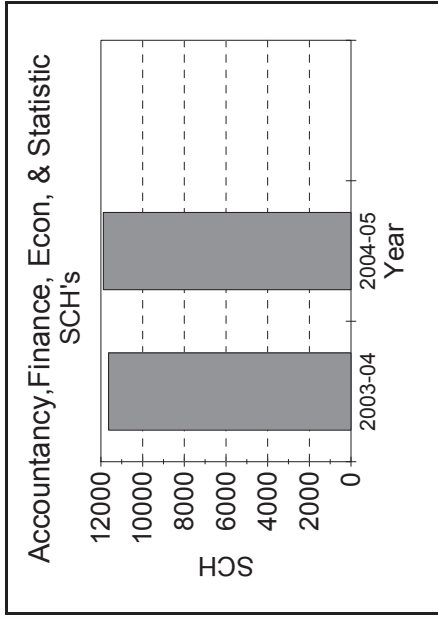
Caution: When viewing graphs, please note the differences in scales
Source: Office of Institutional Research, g:\... \facload\0506\prdas6g.rsl

Ferris State University

Student Credit Hours (SCH), Full Time Equated Faculty (FTEF) and SCH/FTEF Aggregated by Department

Fall and Winter Terms Combined

Accountancy, Finance, Econ, & Statistics (College of Business)



| Year | SCH | FTEF | SCH/FTEF |
|---------|-----------|-------|----------|
| 2003-04 | 11,631.00 | 20.00 | 581.55 |
| 2004-05 | 11,881.00 | 19.21 | 618.53 |

<< College of Business Reorganized in 2005-06 >>
<< see detailed information for the FTE & SCH for the 2005-06 data >>

<< Prior to 2003-04 see **Accountancy/Econ/Applied Stats** >>

Caution: When viewing graphs, please note the differences in scales

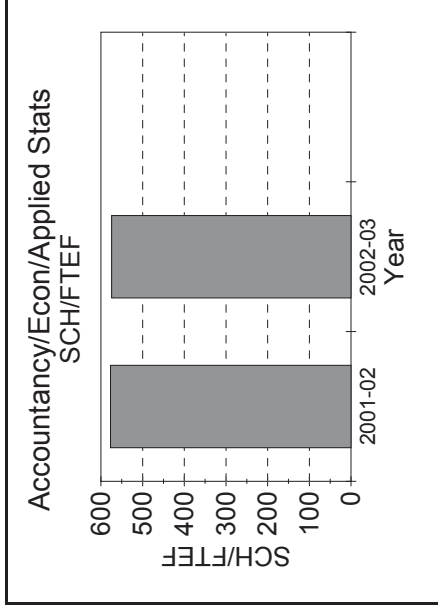
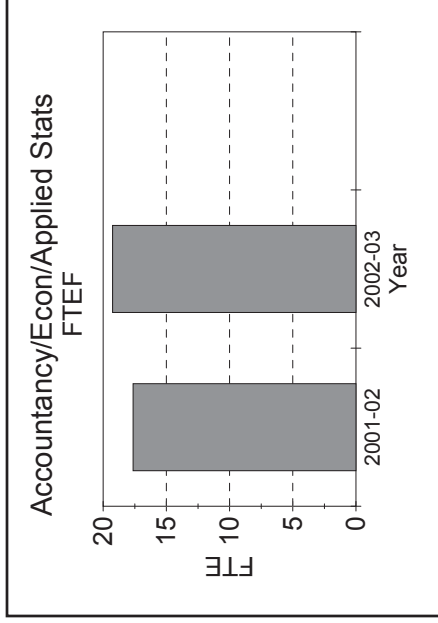
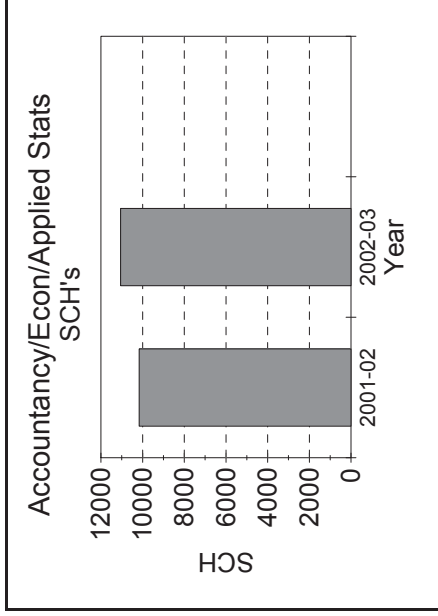
Source: Office of Institutional Research, g:\... \facload\0506\prdbs1g.rsl

Ferris State University

Student Credit Hours (SCH), Full Time Equated Faculty (FTEF) and SCH/FTEF Aggregated by Department

Fall and Winter Terms Combined

Accountancy/Econ/Applied Stats (College of Business)



| Year | SCH | FTEF | SCH/FTEF |
|---------|-----------|-------|----------|
| 2001-02 | 10,167.00 | 17.63 | 576.85 |
| 2002-03 | 11,058.00 | 19.25 | 574.44 |

<< Department changed to **Accountancy, Finance, Econ, & Statistics** in 2003-04 >>

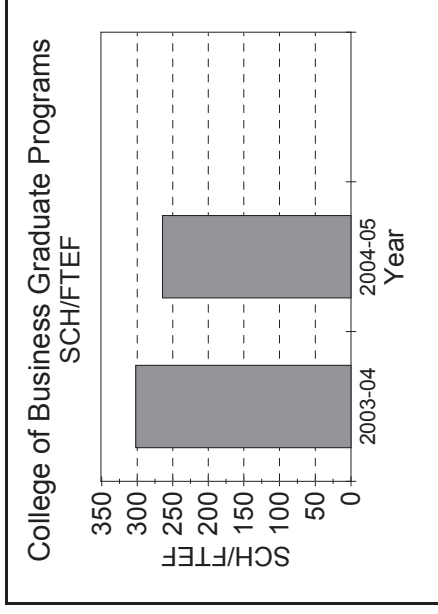
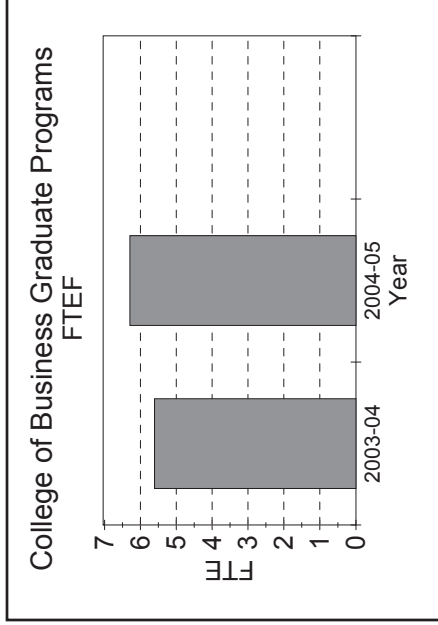
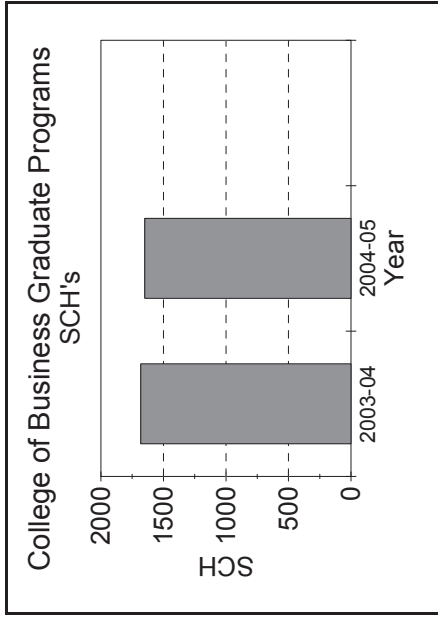
Caution: When viewing graphs, please note the differences in scales
Source: Office of Institutional Research, g:\...lfacload\0506\prdbs2g.rsl

Ferris State University

Student Credit Hours (SCH), Full Time Equated Faculty (FTEF) and SCH/FTEF Aggregated by Department

Fall and Winter Terms Combined

College of Business Graduate Programs (College of Business)



| Year | SCH | FTEF | SCH/FTEF |
|---------|----------|------|----------|
| 2003-04 | 1,681.00 | 5.58 | 301.19 |
| 2004-05 | 1,650.00 | 6.26 | 263.68 |

<< College of Business Reorganized in 2005-06 >>
<< see detailed information for the FTE & SCH for the 2005-06 data >>

<< New Department in 2003-04 >>

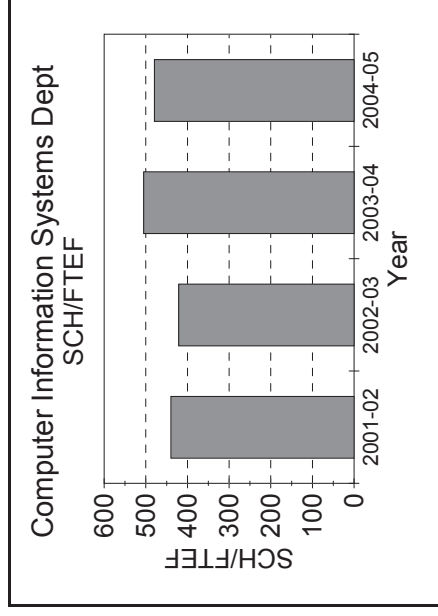
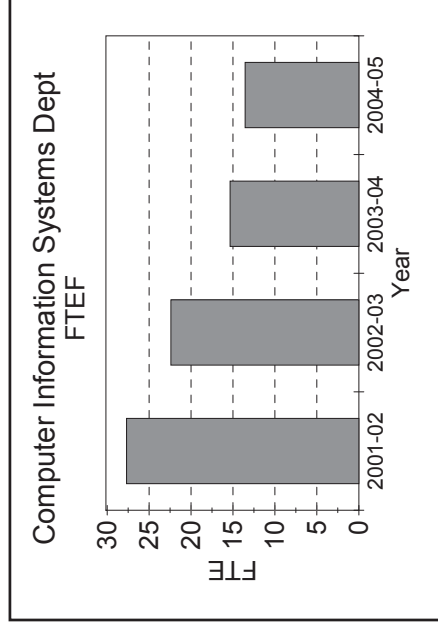
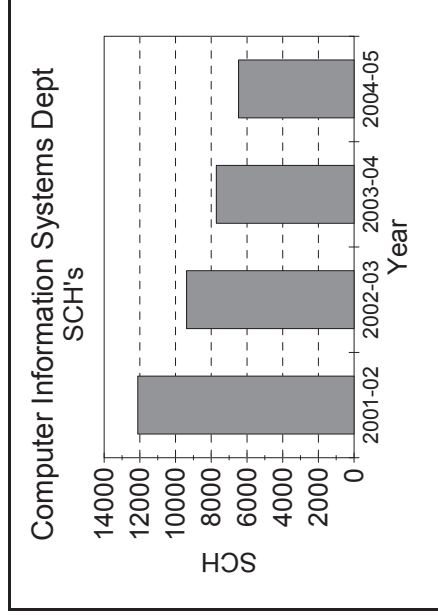
Caution: When viewing graphs, please note the differences in scales
Source: Office of Institutional Research, g:\...\f\acloacl0506\prlbs7g.rsl

Ferris State University

Student Credit Hours (SCH), Full Time Equated Faculty (FTEF) and SCH/FTEF Aggregated by Department

Fall and Winter Terms Combined

Computer Information Systems Dept (College of Business)



| <u>Year</u> | <u>SCH</u> | <u>FTEF</u> | <u>SCH/FTEF</u> |
|-------------|------------|-------------|-----------------|
| 2001-02 | 12,115.00 | 27.55 | 439.71 |
| 2002-03 | 9,382.00 | 22.29 | 420.89 |
| 2003-04 | 7,715.00 | 15.27 | 505.17 |
| 2004-05 | 6,474.00 | 13.50 | 479.38 |

<< College of Business Reorganized in 2005-06 >>
<< see detailed information for the FTE & SCH for the 2005-06 data >>

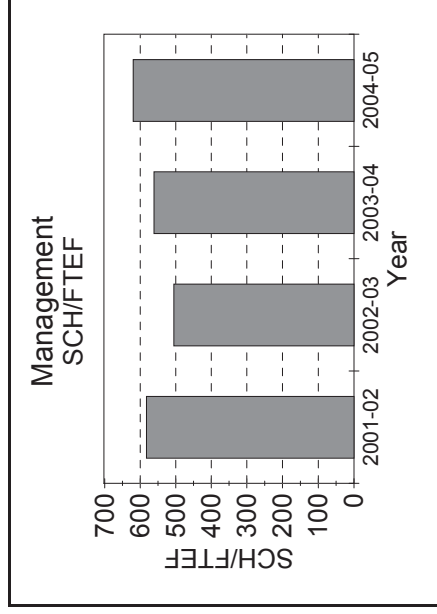
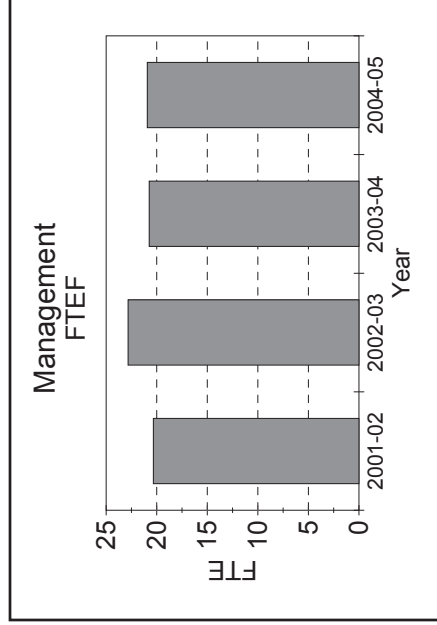
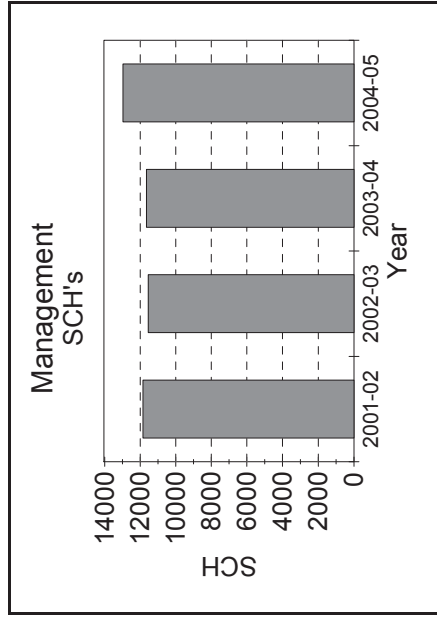
Caution: When viewing graphs, please note the differences in scales
Source: Office of Institutional Research, g:\...\facload\0506\prbbs3g.rsl

Ferris State University

Student Credit Hours (SCH), Full Time Equated Faculty (FTEF) and SCH/FTEF Aggregated by Department

Fall and Winter Terms Combined

Management (College of Business)



| <u>Year</u> | <u>SCH</u> | <u>FTEF</u> | <u>SCH/FTEF</u> |
|-------------|------------|-------------|-----------------|
| 2001-02 | 11,812.00 | 20.34 | 580.76 |
| 2002-03 | 11,518.00 | 22.83 | 504.51 |
| 2003-04 | 11,618.00 | 20.75 | 559.82 |
| 2004-05 | 12,936.00 | 20.93 | 618.17 |

<< College of Business Reorganized in 2005-06 >>
 << see detailed information for the FTE & SCH for the 2005-06 data >>

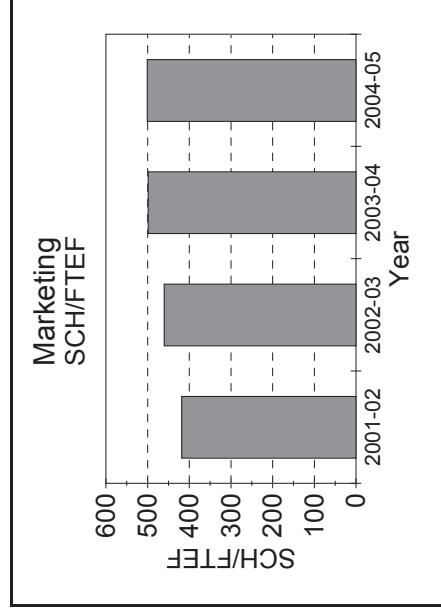
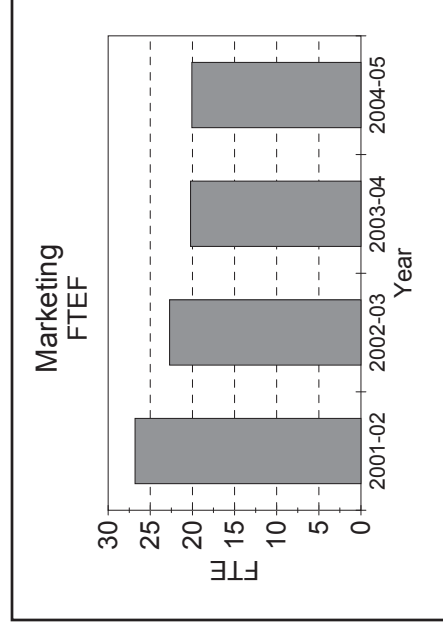
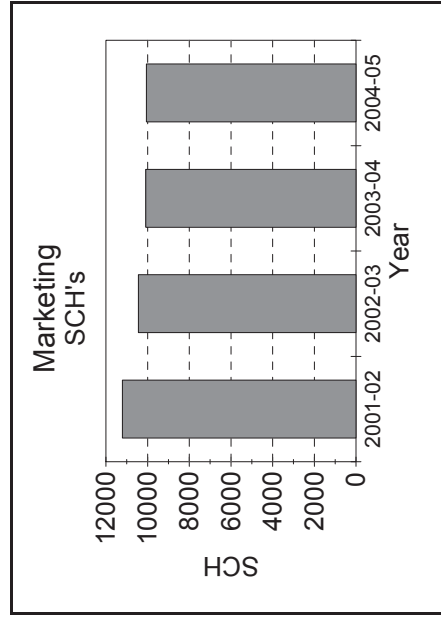
Caution: When viewing graphs, please note the differences in scales
 Source: Office of Institutional Research, g:\... \facload\0506\prlbs5g.rsl

Ferris State University

Student Credit Hours (SCH), Full Time Equated Faculty (FTEF) and SCH/FTEF Aggregated by Department

Fall and Winter Terms Combined

Marketing (College of Business)



| <u>Year</u> | <u>SCH</u> | <u>FTEF</u> | <u>SCH/FTEF</u> |
|-------------|------------|-------------|-----------------|
| 2001-02 | 11,210.00 | 26.81 | 418.06 |
| 2002-03 | 10,445.00 | 22.70 | 460.09 |
| 2003-04 | 10,088.00 | 20.23 | 498.58 |
| 2004-05 | 10,057.00 | 20.07 | 501.08 |

<< College of Business Reorganized in 2005-06 >>

<< see detailed information for the FTE & SCH for the 2005-06 data >>

Caution: When viewing graphs, please note the differences in scales

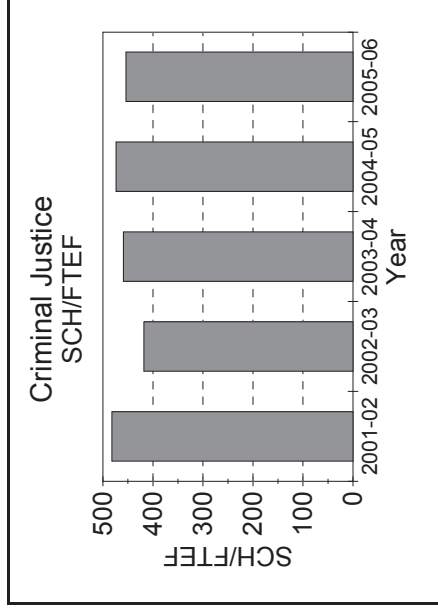
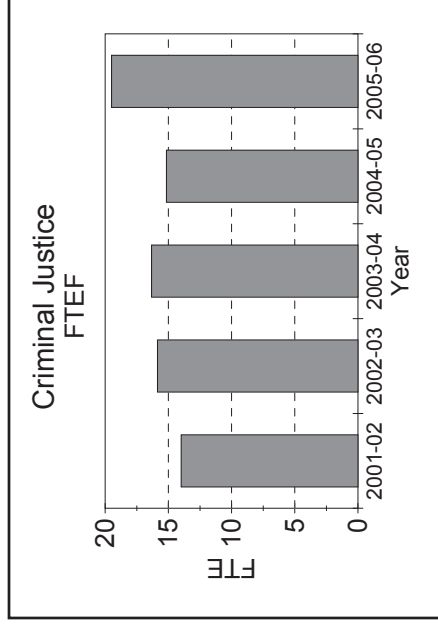
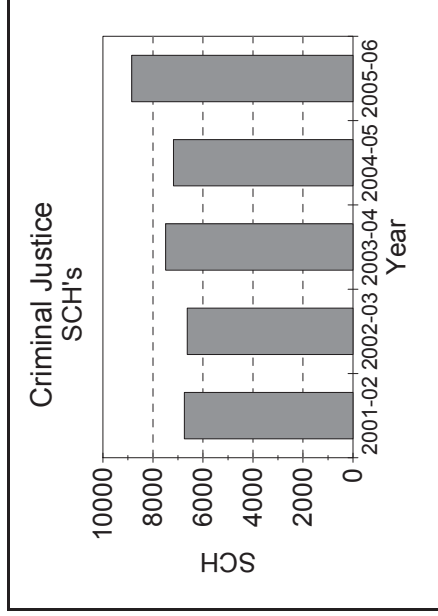
Source: Office of Institutional Research, g:\... \facload\0506\prlbs4g.rsl

Ferris State University

Student Credit Hours (SCH), Full Time Equated Faculty (FTEF) and SCH/FTEF Aggregated by Department

Fall and Winter Terms Combined

Criminal Justice (College of Education & Human Services)



| <u>Year</u> | <u>SCH</u> | <u>FTEF</u> | <u>SCH/FTEF</u> |
|-------------|------------|-------------|-----------------|
| 2001-02 | 6,743.00 | 13.99 | 482.02 |
| 2002-03 | 6,631.00 | 15.86 | 418.01 |
| 2003-04 | 7,492.00 | 16.33 | 458.93 |
| 2004-05 | 7,177.00 | 15.15 | 473.77 |
| 2005-06 | 8,846.00 | 19.49 | 453.87 |

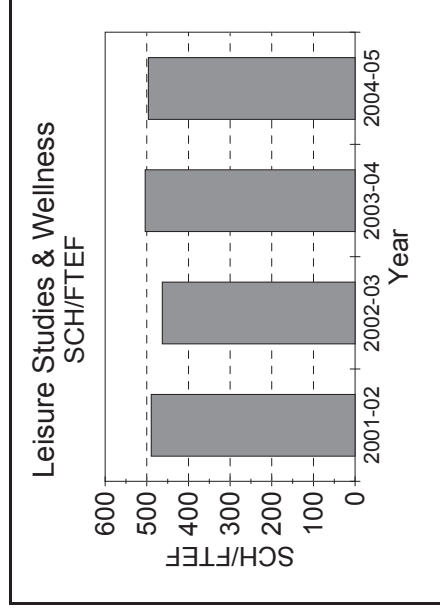
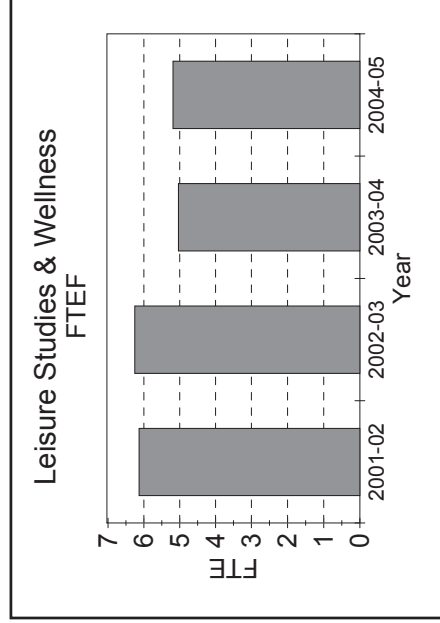
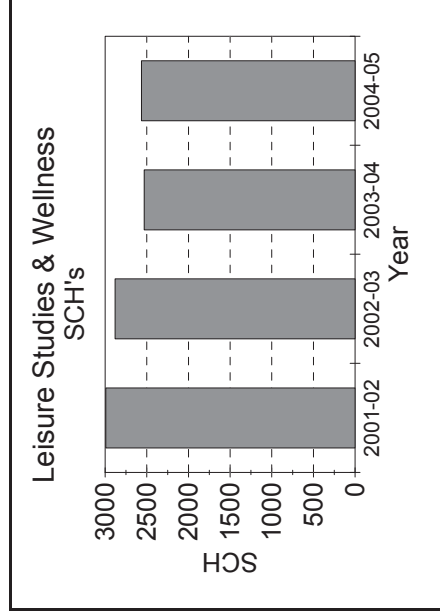
Caution: When viewing graphs, please note the differences in scales
Source: Office of Institutional Research, g:\...\vload\0506\prded2g.rsl

Ferris State University

Student Credit Hours (SCH), Full Time Equated Faculty (FTEF) and SCH/FTEF Aggregated by Department

Fall and Winter Terms Combined

Leisure Studies & Wellness (College of Education & Human Services)



| <u>Year</u> | <u>SCH</u> | <u>FTEF</u> | <u>SCH/FTEF</u> |
|-------------|------------|-------------|-----------------|
| 2001-02 | 2,992.00 | 6.11 | 489.35 |
| 2002-03 | 2,881.00 | 6.23 | 462.79 |
| 2003-04 | 2,532.00 | 5.02 | 504.05 |
| 2004-05 | 2,564.00 | 5.17 | 496.18 |

<< Department changed to Recreation Leisure Services & Wellness in 2005-06 >>

Caution: When viewing graphs, please note the differences in scales

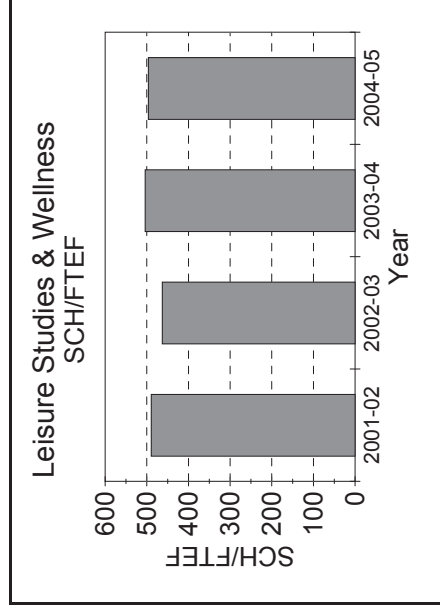
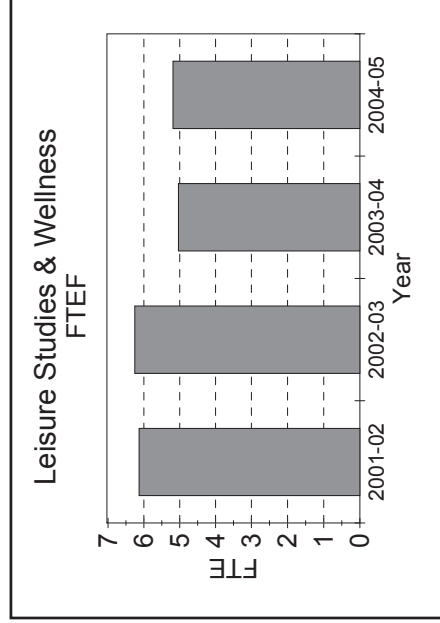
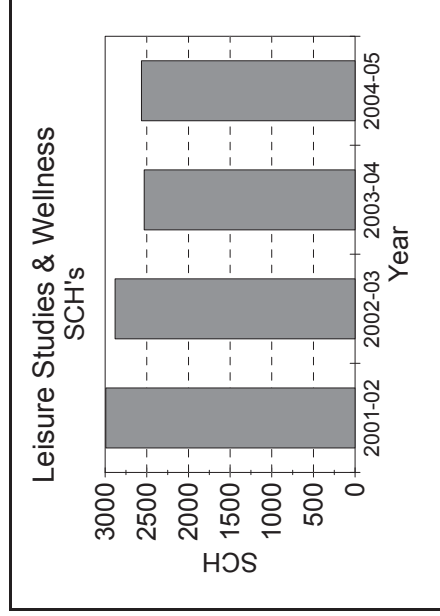
Source: Office of Institutional Research, g:\1...v\acload\0506\prded3g.rsl

Ferris State University

Student Credit Hours (SCH), Full Time Equated Faculty (FTEF) and SCH/FTEF Aggregated by Department

Fall and Winter Terms Combined

Leisure Studies & Wellness (College of Education & Human Services)



| <u>Year</u> | <u>SCH</u> | <u>FTEF</u> | <u>SCH/FTEF</u> |
|-------------|------------|-------------|-----------------|
| 2001-02 | 2,992.00 | 6.11 | 489.35 |
| 2002-03 | 2,881.00 | 6.23 | 462.79 |
| 2003-04 | 2,532.00 | 5.02 | 504.05 |
| 2004-05 | 2,564.00 | 5.17 | 496.18 |

<< Department changed to Recreation Leisure Services & Wellness in 2005-06 >>

Caution: When viewing graphs, please note the differences in scales

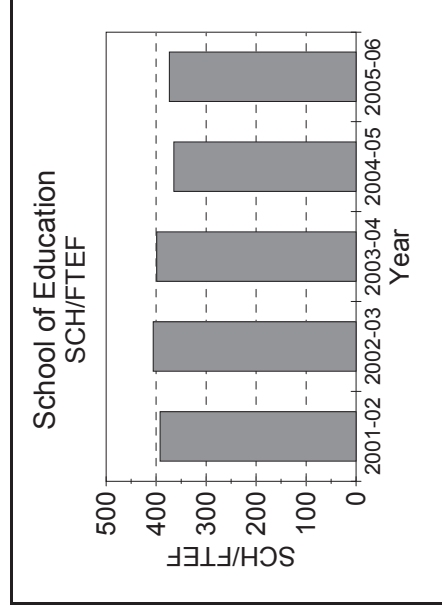
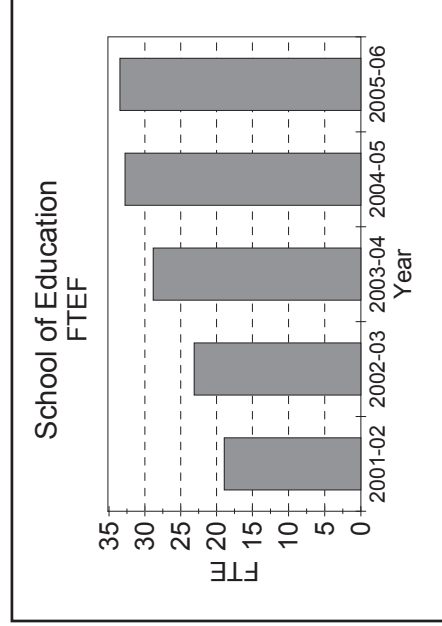
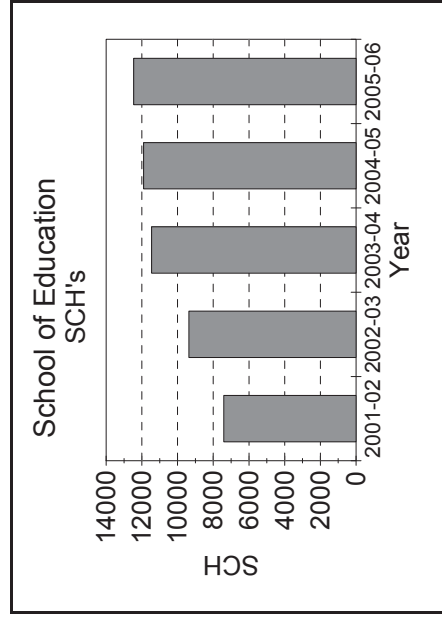
Source: Office of Institutional Research, g:\1...fload\0506\prded3g.rsl

Ferris State University

Student Credit Hours (SCH), Full Time Equated Faculty (FTEF) and SCH/FTEF Aggregated by Department

Fall and Winter Terms Combined

School of Education (College of Education & Human Services)



| Year | SCH | FTEF | SCH/FTEF |
|---------|-----------|-------|----------|
| 2001-02 | 7,414.00 | 18.91 | 392.13 |
| 2002-03 | 9,362.00 | 23.07 | 405.76 |
| 2003-04 | 11,455.00 | 28.73 | 398.77 |
| 2004-05 | 11,903.00 | 32.64 | 364.72 |
| 2005-06 | 12,460.00 | 33.34 | 373.70 |

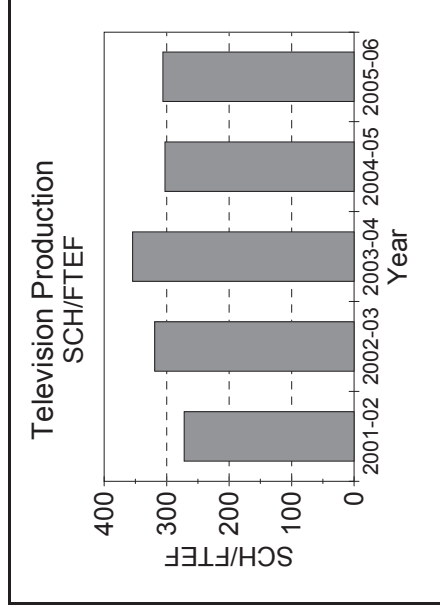
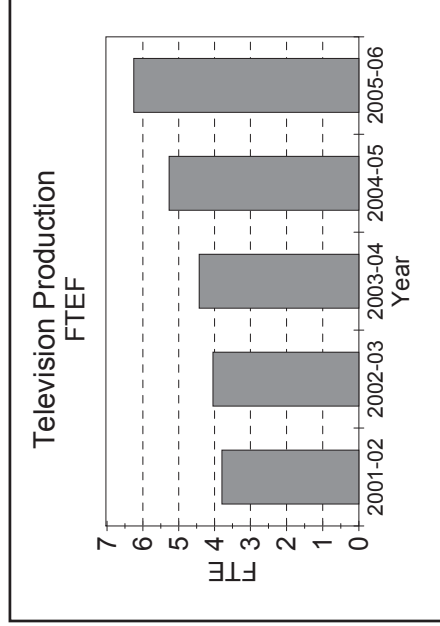
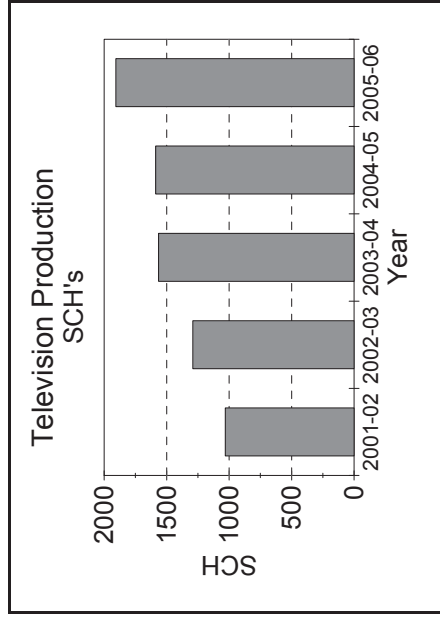
Caution: When viewing graphs, please note the differences in scales
Source: Office of Institutional Research, g:\... \facload\0506\prded4g.rsl

Ferris State University

Student Credit Hours (SCH), Full Time Equated Faculty (FTEF) and SCH/FTEF Aggregated by Department

Fall and Winter Terms Combined

Television Production (College of Education & Human Services)



| <u>Year</u> | <u>SCH</u> | <u>FTEF</u> | <u>SCH/FTEF</u> |
|-------------|------------|-------------|-----------------|
| 2001-02 | 1,031.00 | 3.79 | 272.03 |
| 2002-03 | 1,291.00 | 4.04 | 319.16 |
| 2003-04 | 1,565.00 | 4.42 | 354.47 |
| 2004-05 | 1,588.00 | 5.25 | 302.76 |
| 2005-06 | 1,906.00 | 6.23 | 306.01 |

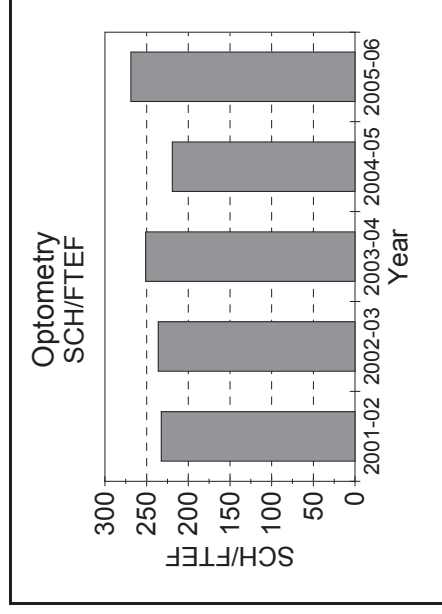
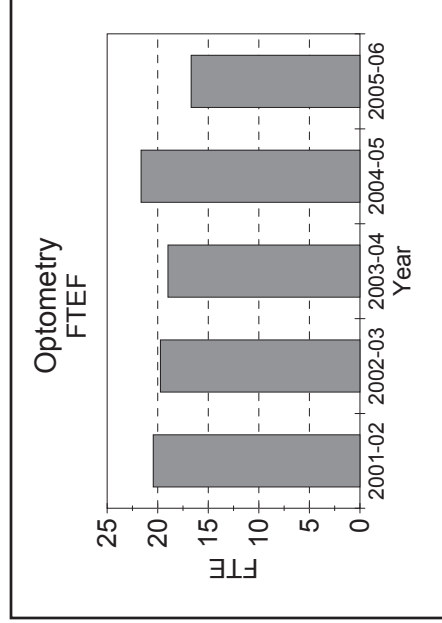
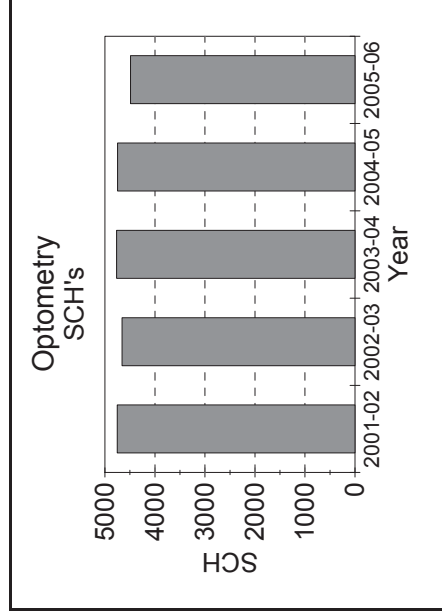
Caution: When viewing graphs, please note the differences in scales
Source: Office of Institutional Research, g:\...\fload\0506\prded5g.rsl

Ferris State University

Student Credit Hours (SCH), Full Time Equated Faculty (FTEF) and SCH/FTEF Aggregated by Department

Fall and Winter Terms Combined

Optometry (College of Optometry)



| <u>Year</u> | <u>SCH</u> | <u>FTEF</u> | <u>SCH/FTEF</u> |
|-------------|------------|-------------|-----------------|
| 2001-02 | 4,753.00 | 20.45 | 232.39 |
| 2002-03 | 4,657.00 | 19.73 | 236.01 |
| 2003-04 | 4,765.00 | 18.98 | 251.10 |
| 2004-05 | 4,746.00 | 21.65 | 219.24 |
| 2005-06 | 4,488.00 | 16.69 | 268.85 |

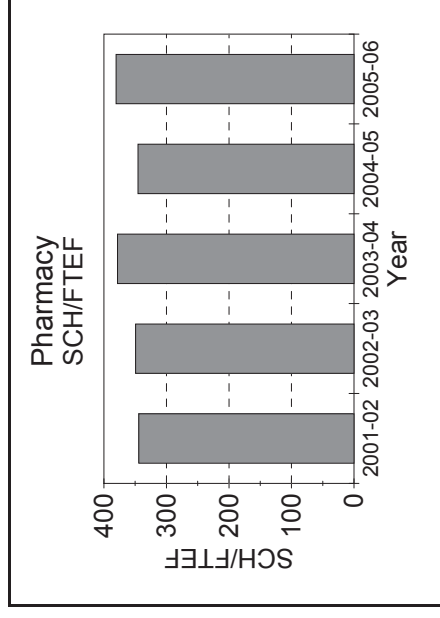
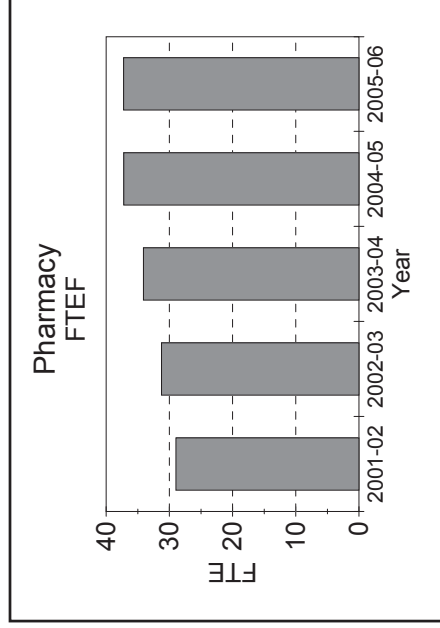
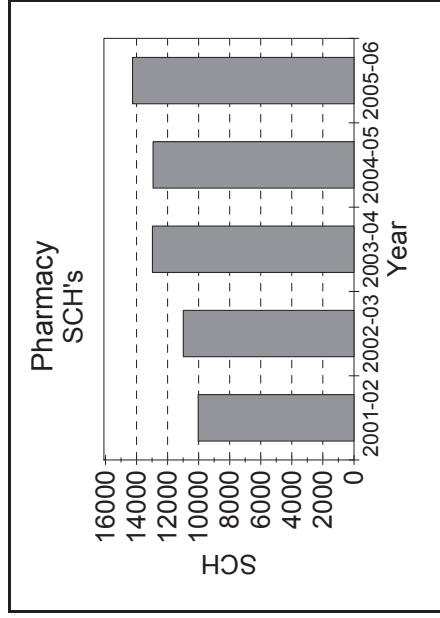
Caution: When viewing graphs, please note the differences in scales
Source: Office of Institutional Research, g:\...\facload\0506\prdp3g.rsl

Ferris State University

Student Credit Hours (SCH), Full Time Equated Faculty (FTEF) and SCH/FTEF Aggregated by Department

Fall and Winter Terms Combined

Pharmacy (College of Pharmacy)



| Year | SCH | FTEF | SCH/FTEF |
|---------|-----------|-------|----------|
| 2001-02 | 9,967.00 | 28.96 | 344.21 |
| 2002-03 | 10,919.00 | 31.25 | 349.42 |
| 2003-04 | 12,896.00 | 34.10 | 378.22 |
| 2004-05 | 12,860.00 | 37.21 | 345.61 |
| 2005-06 | 14,172.00 | 37.25 | 380.43 |

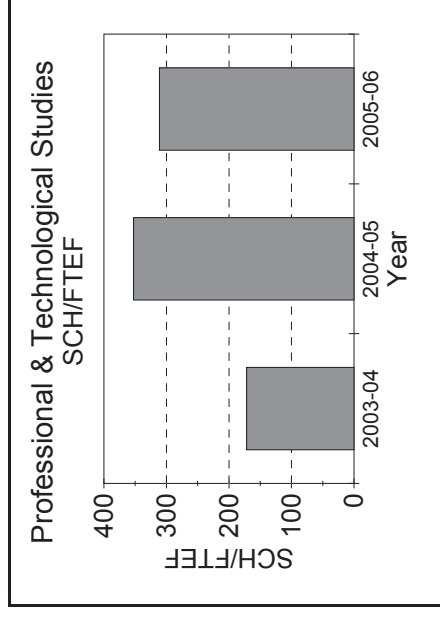
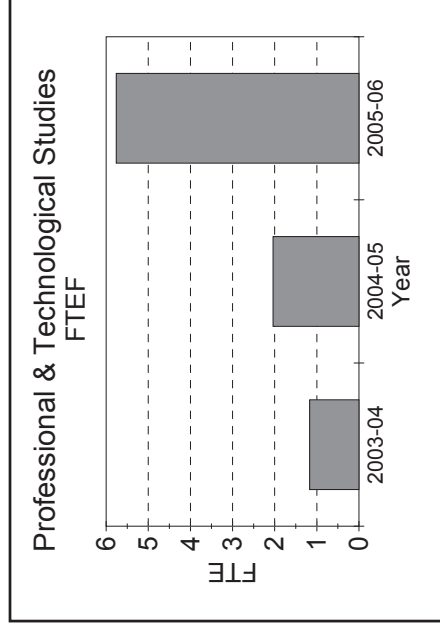
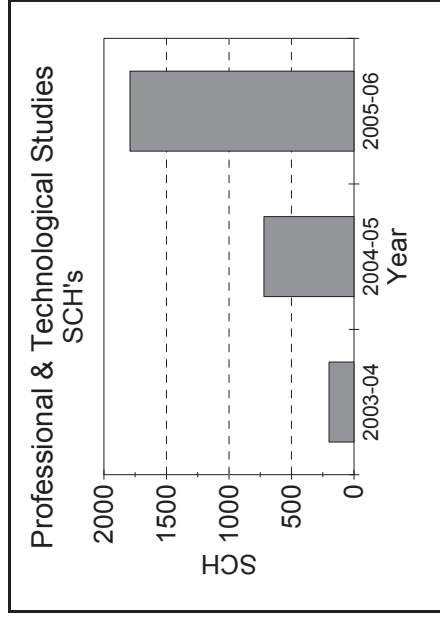
Caution: When viewing graphs, please note the differences in scales
Source: Office of Institutional Research, g:\...\fload\0506\prph1g.rsl

Ferris State University

Student Credit Hours (SCH), Full Time Equated Faculty (FTEF) and SCH/FTEF Aggregated by Department

Fall and Winter Terms Combined

Professional & Technological Studies (College of Professional & Technological Studies)



| <u>Year</u> | <u>SCH</u> | <u>FTEF</u> | <u>SCH/FTEF</u> |
|-------------|------------|-------------|-----------------|
| 2003-04 | 200.00 | 1.17 | 171.67 |
| 2004-05 | 721.00 | 2.04 | 352.57 |
| 2005-06 | 1,791.00 | 5.76 | 311.21 |

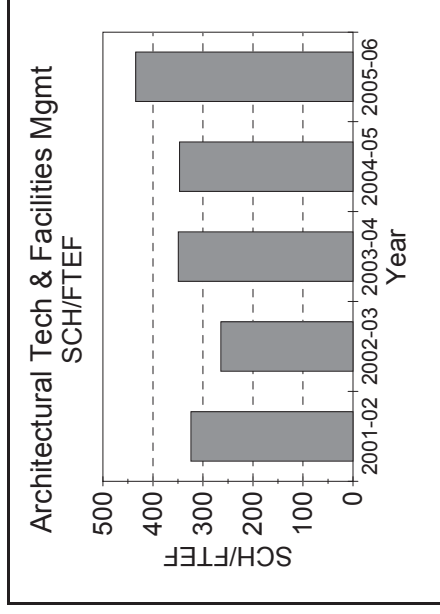
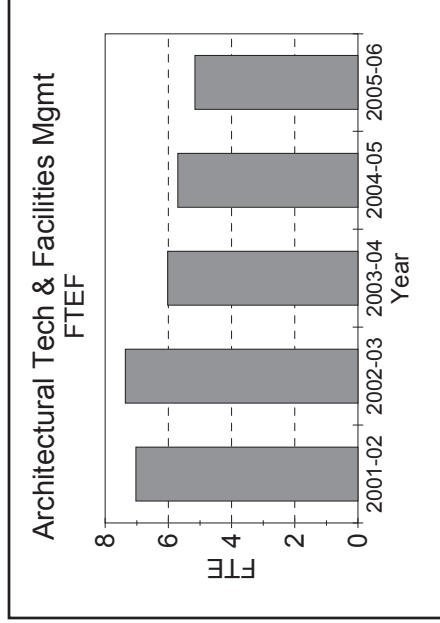
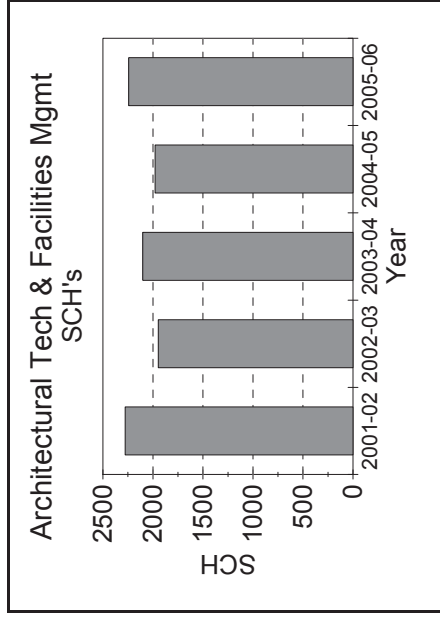
Caution: When viewing graphs, please note the differences in scales
Source: Office of Institutional Research, g:\... \facload\0506\prdps1g.rsl

Ferris State University

Student Credit Hours (SCH), Full Time Equated Faculty (FTEF) and SCH/FTEF Aggregated by Department

Fall and Winter Terms Combined

Architectural Tech & Facilities Mgmt (College of Technology)



| Year | SCH | FTEF | SCH/FTEF |
|---------|----------|------|----------|
| 2001-02 | 2,277.00 | 7.03 | 324.13 |
| 2002-03 | 1,946.00 | 7.36 | 264.37 |
| 2003-04 | 2,102.00 | 6.02 | 349.32 |
| 2004-05 | 1,979.00 | 5.70 | 346.92 |
| 2005-06 | 2,242.00 | 5.16 | 434.45 |

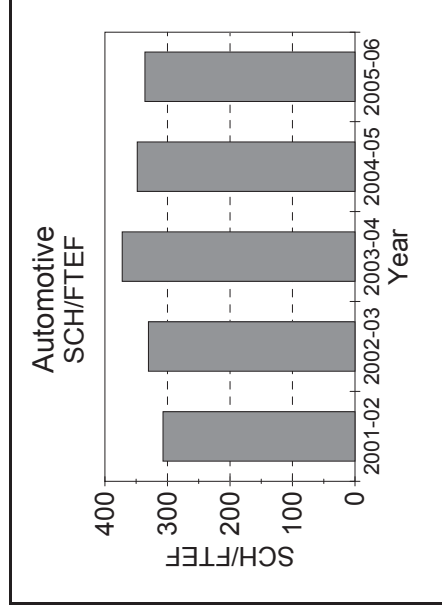
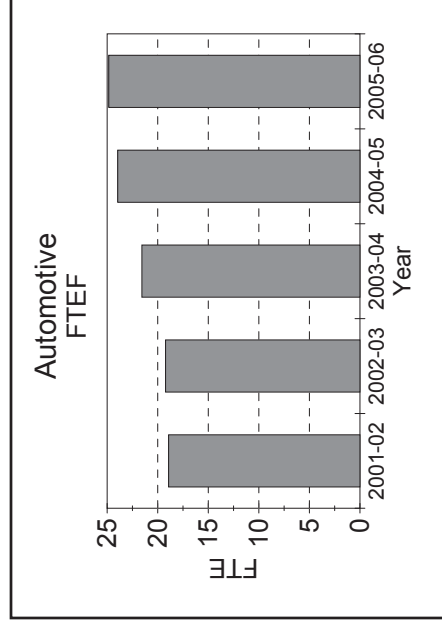
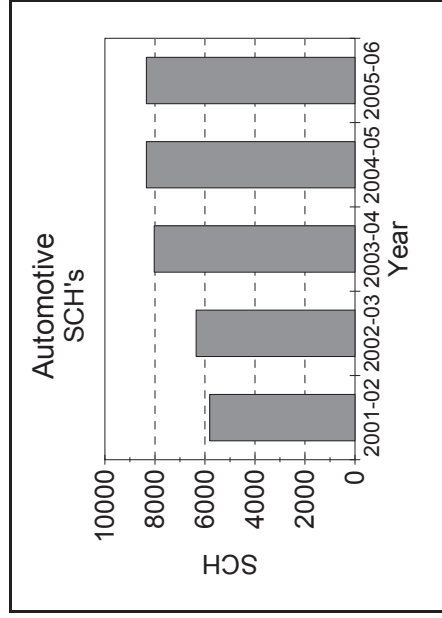
Caution: When viewing graphs, please note the differences in scales
Source: Office of Institutional Research, g:\... \facload\0506\prfte1g.rsl

Ferris State University

Student Credit Hours (SCH), Full Time Equated Faculty (FTEF) and SCH/FTEF Aggregated by Department

Fall and Winter Terms Combined

Automotive (College of Technology)



| <u>Year</u> | <u>SCH</u> | <u>FTEF</u> | <u>SCH/FTEF</u> |
|-------------|------------|-------------|-----------------|
| 2001-02 | 5,809.00 | 18.92 | 307.03 |
| 2002-03 | 6,353.00 | 19.22 | 330.51 |
| 2003-04 | 8,032.00 | 21.57 | 372.38 |
| 2004-05 | 8,345.00 | 23.95 | 348.37 |
| 2005-06 | 8,345.00 | 24.84 | 335.98 |

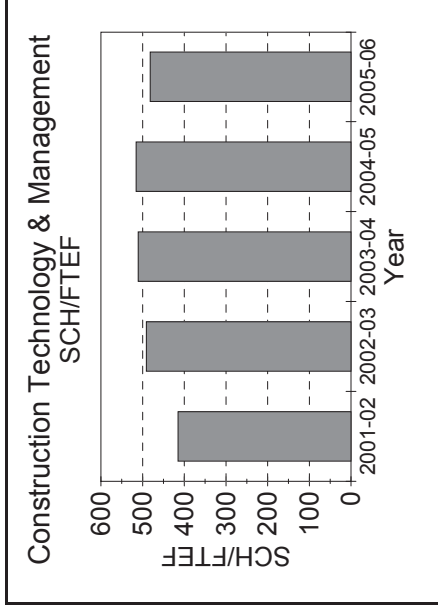
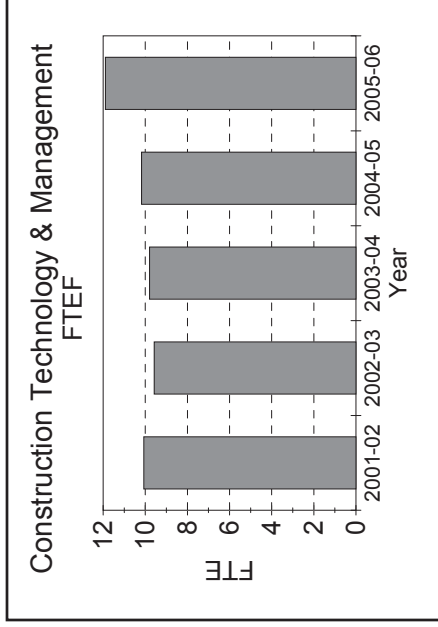
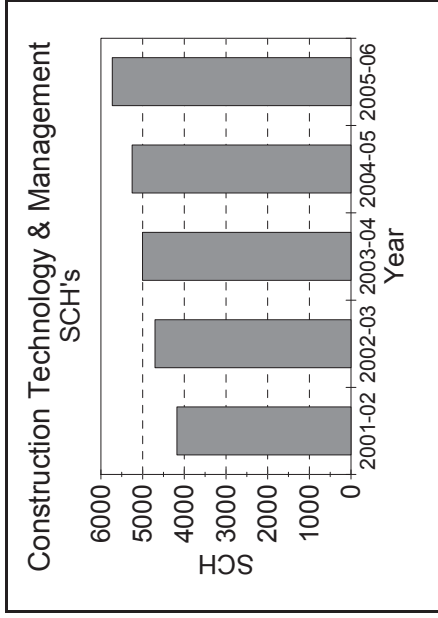
Caution: When viewing graphs, please note the differences in scales
Source: Office of Institutional Research, g:\a...\facload\0506\prfte2g.rsl

Ferris State University

Student Credit Hours (SCH), Full Time Equated Faculty (FTEF) and SCH/FTEF Aggregated by Department

Fall and Winter Terms Combined

Construction Technology & Management (College of Technology)



| <u>Year</u> | <u>SCH</u> | <u>FTEF</u> | <u>SCH/FTEF</u> |
|-------------|------------|-------------|-----------------|
| 2001-02 | 4,178.00 | 10.07 | 415.05 |
| 2002-03 | 4,704.00 | 9.58 | 491.02 |
| 2003-04 | 5,003.00 | 9.80 | 510.68 |
| 2004-05 | 5,251.00 | 10.18 | 515.58 |
| 2005-06 | 5,729.00 | 11.89 | 481.67 |

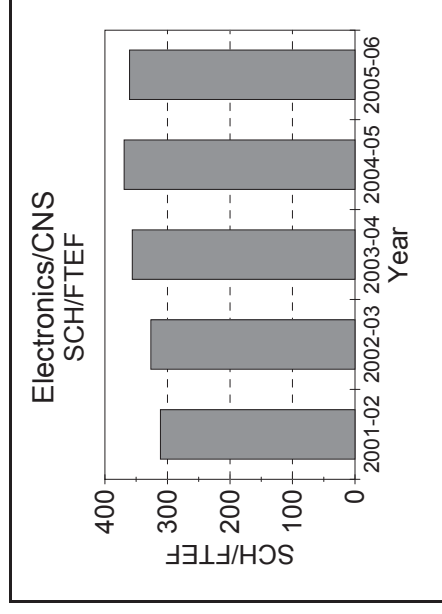
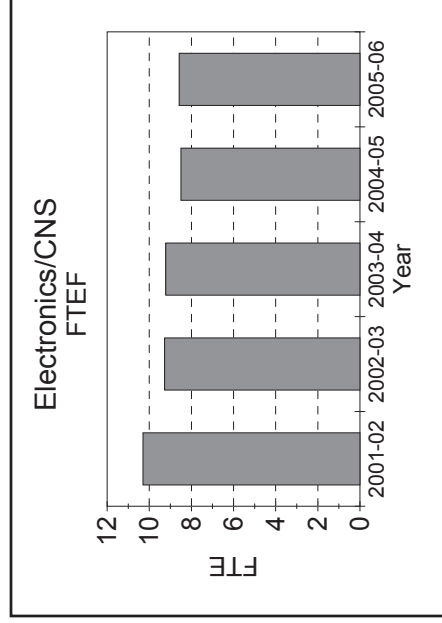
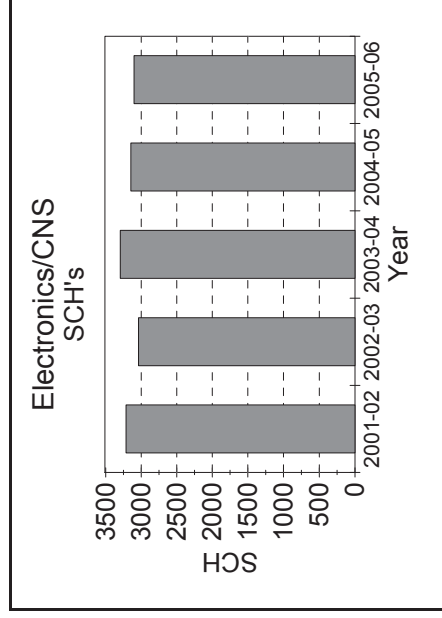
Caution: When viewing graphs, please note the differences in scales
Source: Office of Institutional Research, g:\...\facload\0506\prdt3g.rsl

Ferris State University

Student Credit Hours (SCH), Full Time Equated Faculty (FTEF) and SCH/FTEF Aggregated by Department

Fall and Winter Terms Combined

Electronics/CNS (College of Technology)



| Year | SCH | FTEF | SCH/FTEF |
|---------|----------|-------|----------|
| 2001-02 | 3,205.00 | 10.30 | 311.12 |
| 2002-03 | 3,029.00 | 9.27 | 326.61 |
| 2003-04 | 3,284.00 | 9.22 | 356.23 |
| 2004-05 | 3,137.00 | 8.50 | 369.28 |
| 2005-06 | 3,093.00 | 8.58 | 360.65 |

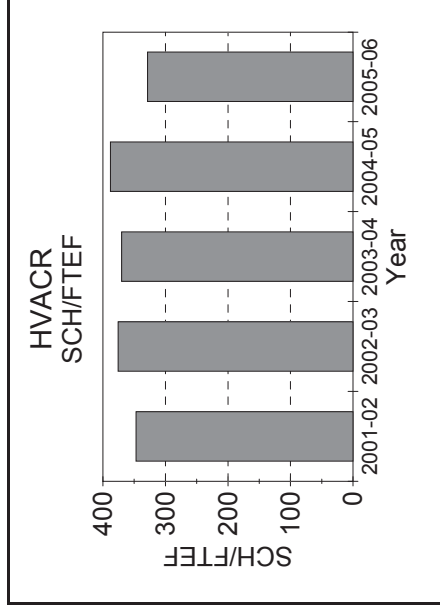
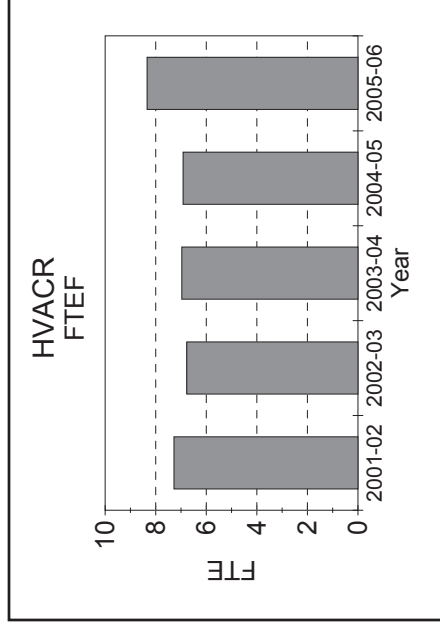
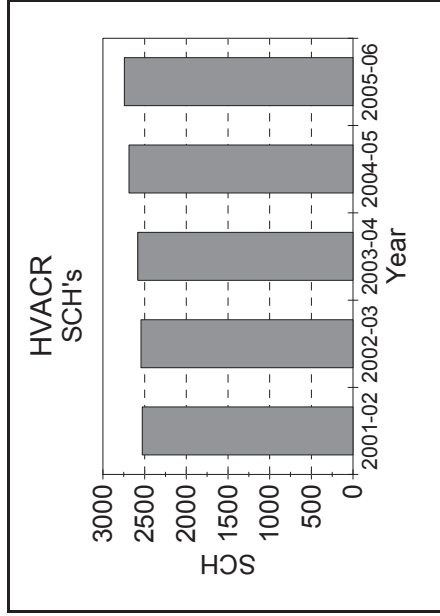
Caution: When viewing graphs, please note the differences in scales
Source: Office of Institutional Research, g:\...\facload\0506\prdt4g.rsl

Ferris State University

Student Credit Hours (SCH), Full Time Equated Faculty (FTEF) and SCH/FTEF Aggregated by Department

Fall and Winter Terms Combined

HVACR (College of Technology)



| <u>Year</u> | <u>SCH</u> | <u>FTEF</u> | <u>SCH/FTEF</u> |
|-------------|------------|-------------|-----------------|
| 2001-02 | 2,527.00 | 7.28 | 346.94 |
| 2002-03 | 2,544.00 | 6.77 | 375.81 |
| 2003-04 | 2,581.00 | 6.97 | 370.15 |
| 2004-05 | 2,687.00 | 6.92 | 388.08 |
| 2005-06 | 2,742.00 | 8.34 | 328.65 |

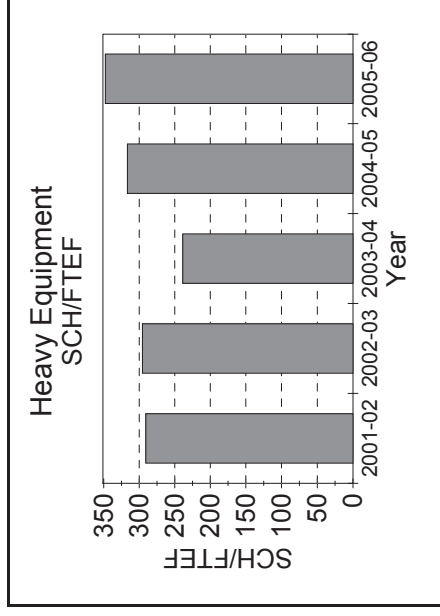
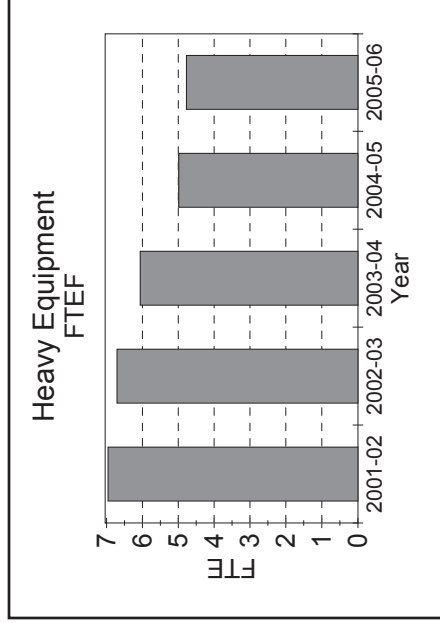
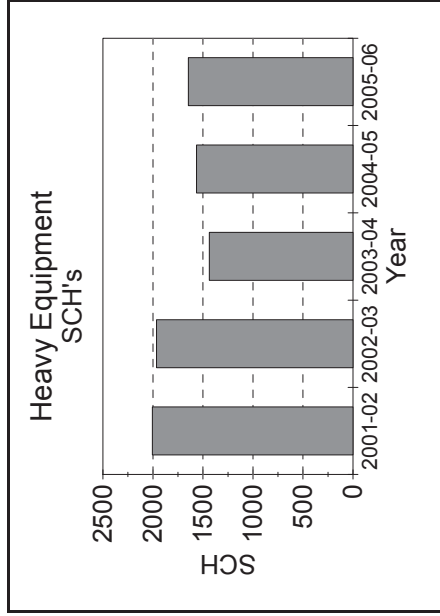
Caution: When viewing graphs, please note the differences in scales
Source: Office of Institutional Research, g:\...\facload\0506\prfte5g.rsl

Ferris State University

Student Credit Hours (SCH), Full Time Equated Faculty (FTEF) and SCH/FTEF Aggregated by Department

Fall and Winter Terms Combined

Heavy Equipment (College of Technology)



| <u>Year</u> | <u>SCH</u> | <u>FTEF</u> | <u>SCH/FTEF</u> |
|-------------|------------|-------------|-----------------|
| 2001-02 | 2,006.00 | 6.92 | 289.88 |
| 2002-03 | 1,964.00 | 6.67 | 294.60 |
| 2003-04 | 1,436.00 | 6.03 | 238.34 |
| 2004-05 | 1,564.00 | 4.96 | 315.64 |
| 2005-06 | 1,646.00 | 4.75 | 346.53 |

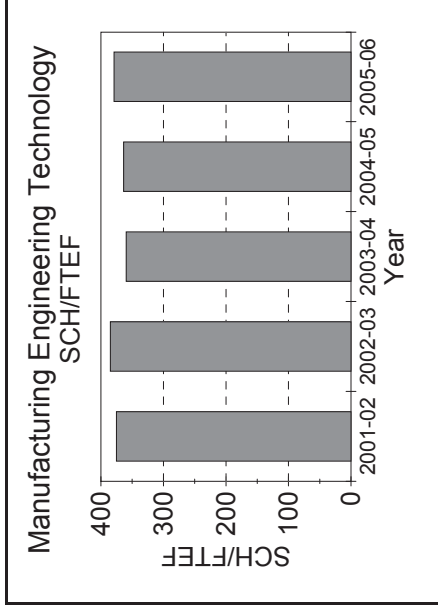
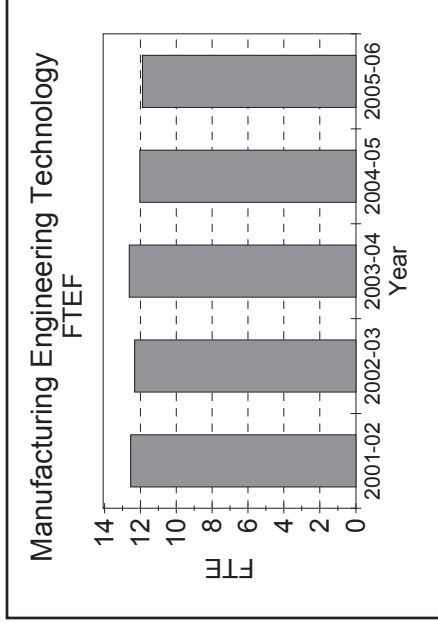
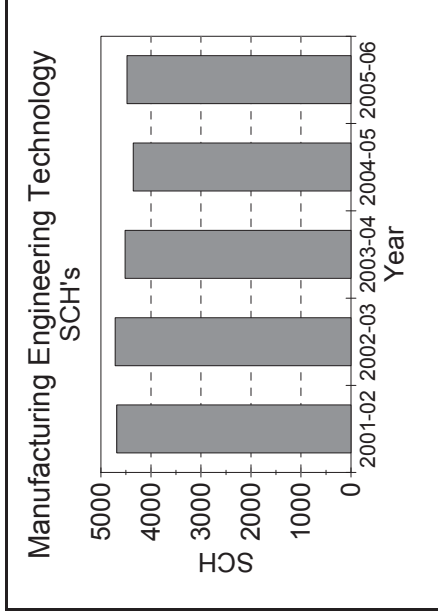
Caution: When viewing graphs, please note the differences in scales
Source: Office of Institutional Research, g:\...\facload\0506\prdt6g.rsl

Ferris State University

Student Credit Hours (SCH), Full Time Equated Faculty (FTEF) and SCH/FTEF Aggregated by Department

Fall and Winter Terms Combined

Manufacturing Engineering Technology (College of Technology)



| <u>Year</u> | <u>SCH</u> | <u>FTEF</u> | <u>SCH/FTEF</u> |
|-------------|------------|-------------|-----------------|
| 2001-02 | 4,684.00 | 12.48 | 375.17 |
| 2002-03 | 4,714.00 | 12.25 | 384.89 |
| 2003-04 | 4,516.00 | 12.56 | 359.57 |
| 2004-05 | 4,354.00 | 11.97 | 363.60 |
| 2005-06 | 4,480.00 | 11.82 | 379.10 |

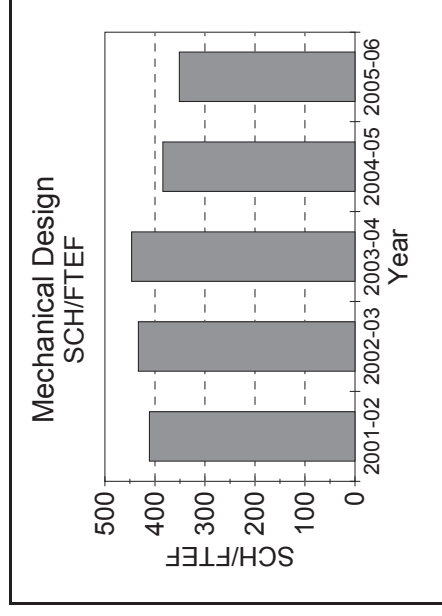
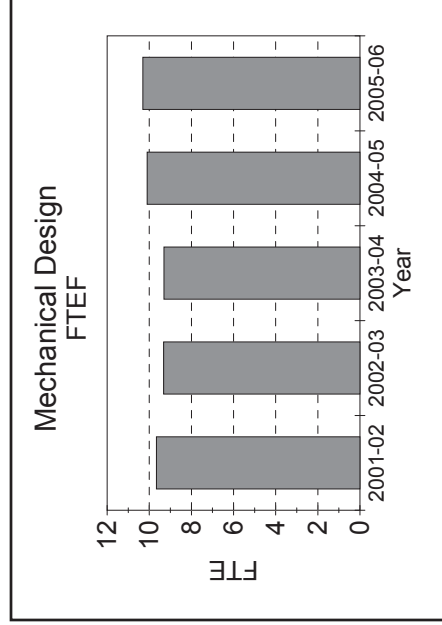
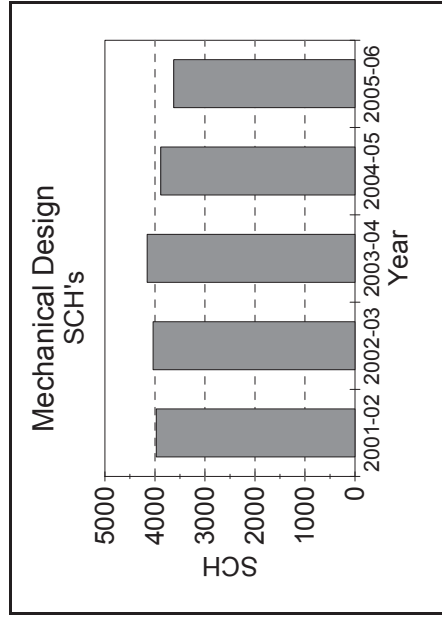
Caution: When viewing graphs, please note the differences in scales
Source: Office of Institutional Research, g:\...\facload\0506\prdt7g.rsl

Ferris State University

Student Credit Hours (SCH), Full Time Equated Faculty (FTEF) and SCH/FTEF Aggregated by Department

Fall and Winter Terms Combined

Mechanical Design (College of Technology)



| <u>Year</u> | <u>SCH</u> | <u>FTEF</u> | <u>SCH/FTEF</u> |
|-------------|------------|-------------|-----------------|
| 2001-02 | 3,973.00 | 9.66 | 411.07 |
| 2002-03 | 4,037.00 | 9.32 | 433.10 |
| 2003-04 | 4,154.00 | 9.30 | 446.60 |
| 2004-05 | 3,882.00 | 10.10 | 384.29 |
| 2005-06 | 3,623.00 | 10.31 | 351.36 |

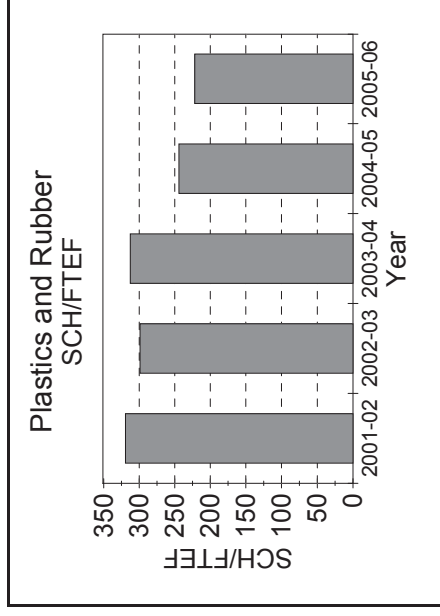
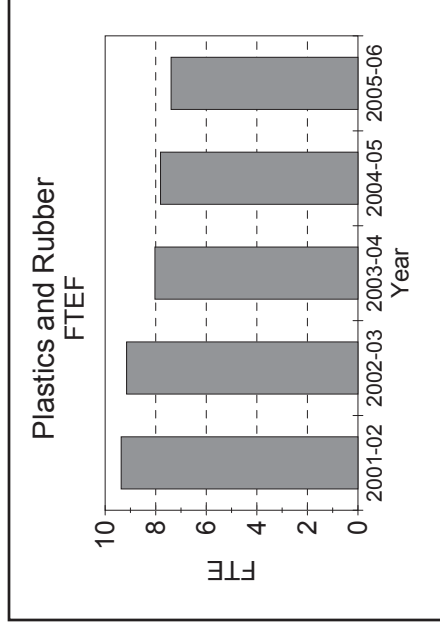
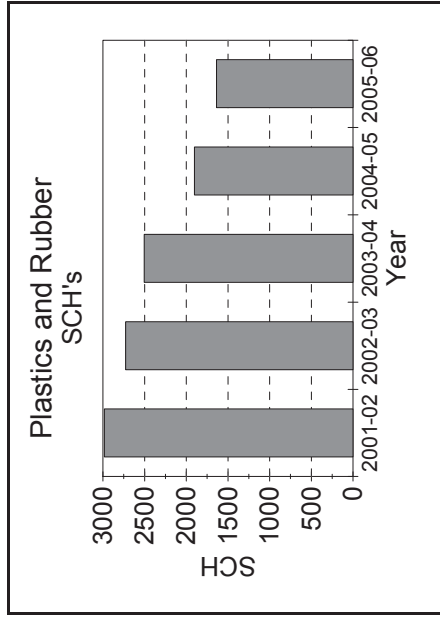
Caution: When viewing graphs, please note the differences in scales
Source: Office of Institutional Research, g:\...\facload\0506\prdt8g.rsl

Ferris State University

Student Credit Hours (SCH), Full Time Equated Faculty (FTEF) and SCH/FTEF Aggregated by Department

Fall and Winter Terms Combined

Plastics and Rubber (College of Technology)



| <u>Year</u> | <u>SCH</u> | <u>FTEF</u> | <u>SCH/FTEF</u> |
|-------------|------------|-------------|-----------------|
| 2001-02 | 2,982.00 | 9.37 | 318.42 |
| 2002-03 | 2,727.00 | 9.15 | 298.11 |
| 2003-04 | 2,504.00 | 8.03 | 311.64 |
| 2004-05 | 1,902.00 | 7.81 | 243.59 |
| 2005-06 | 1,637.00 | 7.39 | 221.42 |

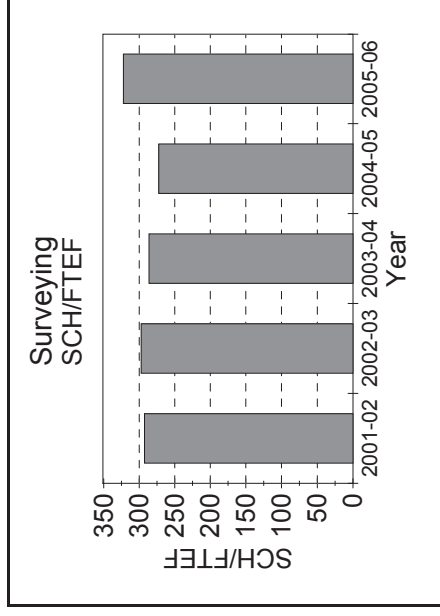
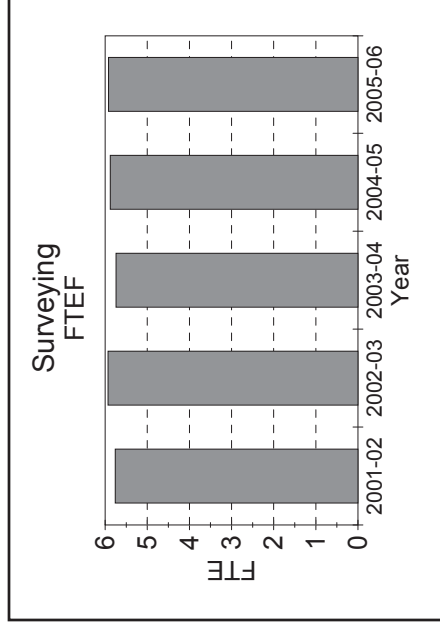
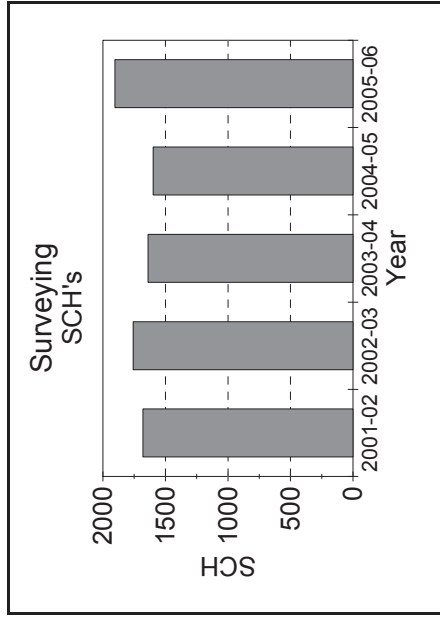
Caution: When viewing graphs, please note the differences in scales
Source: Office of Institutional Research, g:\...\facload\0506\prdt9g.rsl

Ferris State University

Student Credit Hours (SCH), Full Time Equated Faculty (FTEF) and SCH/FTEF Aggregated by Department

Fall and Winter Terms Combined

Surveying (College of Technology)



| <u>Year</u> | <u>SCH</u> | <u>FTEF</u> | <u>SCH/FTEF</u> |
|-------------|------------|-------------|-----------------|
| 2001-02 | 1,680.00 | 5.76 | 291.69 |
| 2002-03 | 1,758.00 | 5.93 | 296.46 |
| 2003-04 | 1,639.00 | 5.74 | 285.49 |
| 2004-05 | 1,598.00 | 5.88 | 271.92 |
| 2005-06 | 1,904.00 | 5.92 | 321.43 |

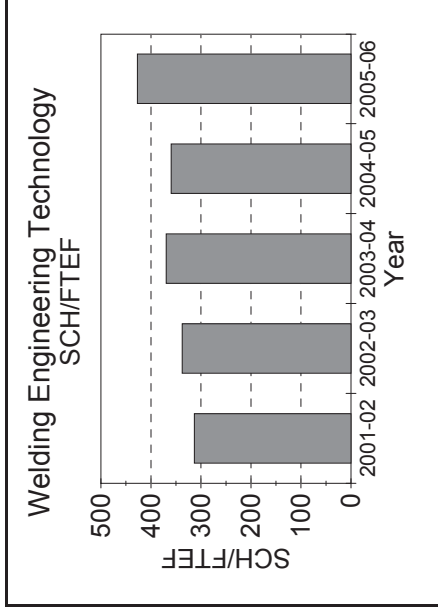
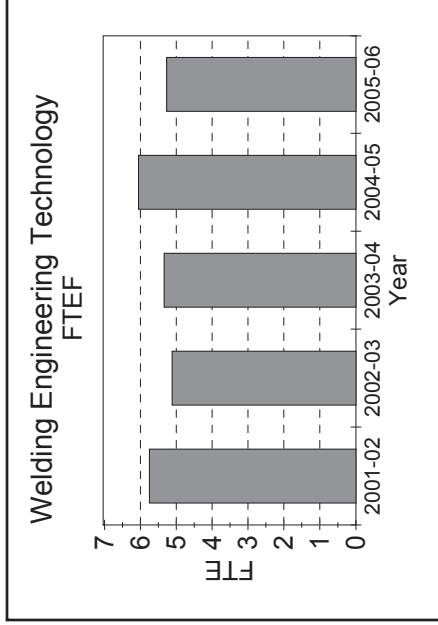
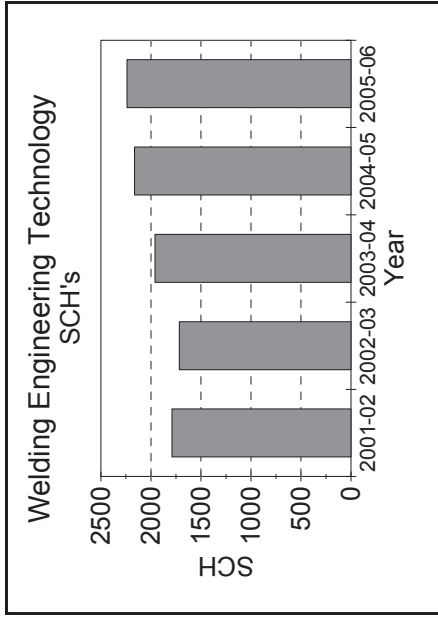
Caution: When viewing graphs, please note the differences in scales
Source: Office of Institutional Research, g:\...\fload\0506\prtrt1 fig.rs!

Ferris State University

Student Credit Hours (SCH), Full Time Equated Faculty (FTEF) and SCH/FTEF Aggregated by Department

Fall and Winter Terms Combined

Welding Engineering Technology (College of Technology)



| <u>Year</u> | <u>SCH</u> | <u>FTEF</u> | <u>SCH/FTEF</u> |
|-------------|------------|-------------|-----------------|
| 2001-02 | 1,790.00 | 5.72 | 313.04 |
| 2002-03 | 1,716.00 | 5.09 | 337.46 |
| 2003-04 | 1,960.00 | 5.31 | 369.45 |
| 2004-05 | 2,164.00 | 6.02 | 359.47 |
| 2005-06 | 2,240.00 | 5.24 | 427.11 |

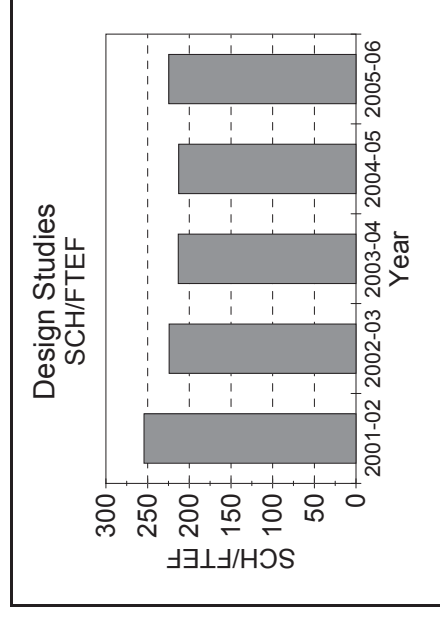
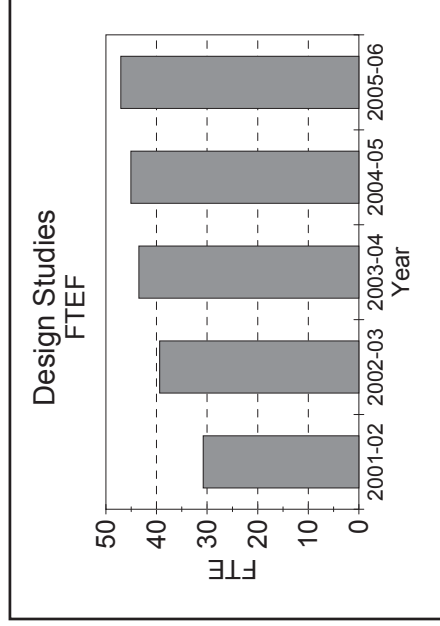
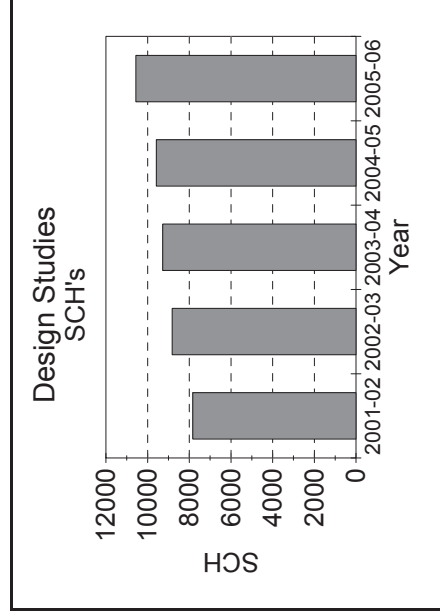
Caution: When viewing graphs, please note the differences in scales
Source: Office of Institutional Research, g:\...\fload\0506\prtte12g.rsl

Ferris State University

Student Credit Hours (SCH), Full Time Equated Faculty (FTEF) and SCH/FTEF Aggregated by Department

Fall and Winter Terms Combined

Design Studies (Kendall College of Art & Design)



| <u>Year</u> | <u>SCH</u> | <u>FTEF</u> | <u>SCH/FTEF</u> |
|-------------|------------|-------------|-----------------|
| 2001-02 | 7,830.00 | 30.78 | 254.35 |
| 2002-03 | 8,822.00 | 39.37 | 224.09 |
| 2003-04 | 9,273.00 | 43.49 | 213.22 |
| 2004-05 | 9,585.00 | 45.07 | 212.66 |
| 2005-06 | 10,563.00 | 47.05 | 224.51 |

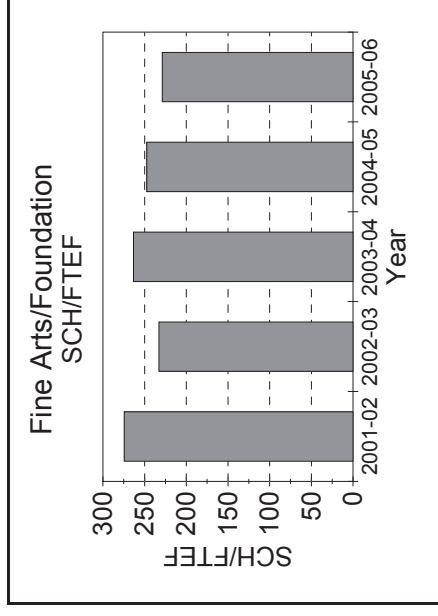
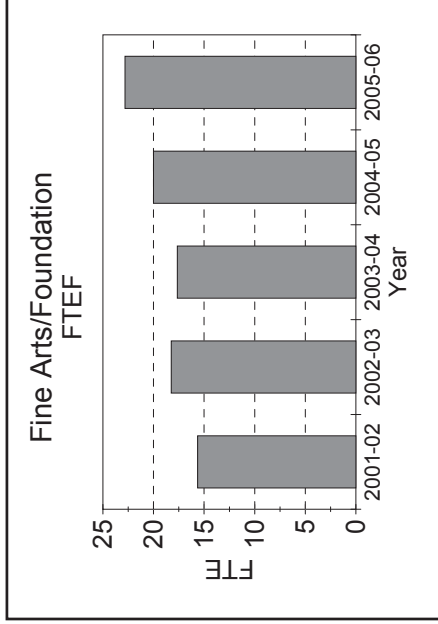
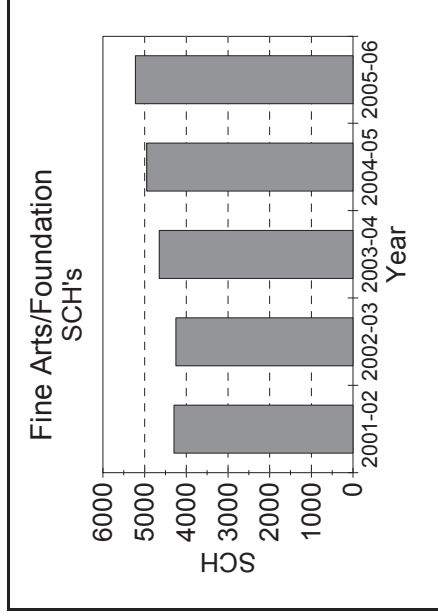
Caution: When viewing graphs, please note the differences in scales
Source: Office of Institutional Research, g:\1...\fload\0506\prdkc1g.rsl

Ferris State University

Student Credit Hours (SCH), Full Time Equated Faculty (FTEF) and SCH/FTEF Aggregated by Department

Fall and Winter Terms Combined

Fine Arts/Foundation (Kendall College of Art & Design)



| <u>Year</u> | <u>SCH</u> | <u>FTEF</u> | <u>SCH/FTEF</u> |
|-------------|------------|-------------|-----------------|
| 2001-02 | 4,294.00 | 15.64 | 274.56 |
| 2002-03 | 4,250.00 | 18.25 | 232.83 |
| 2003-04 | 4,648.00 | 17.65 | 263.35 |
| 2004-05 | 4,949.00 | 20.00 | 247.46 |
| 2005-06 | 5,219.00 | 22.82 | 228.73 |

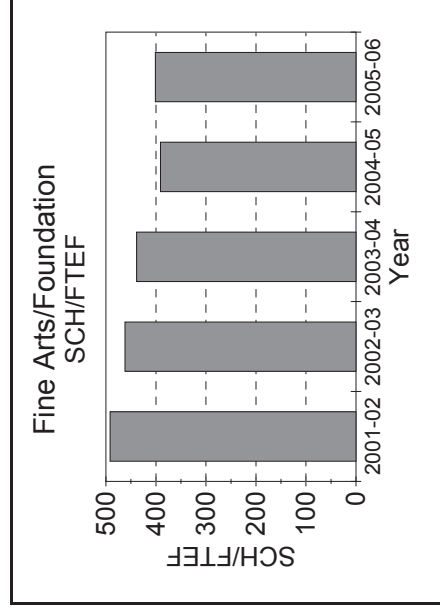
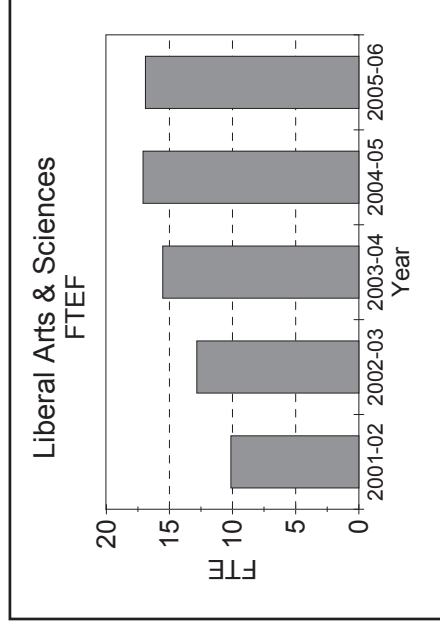
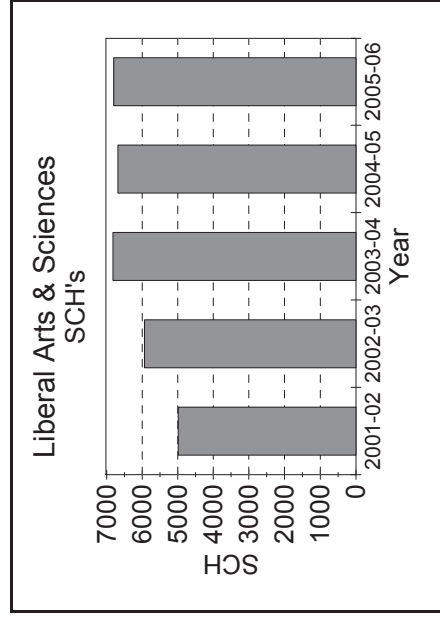
Caution: When viewing graphs, please note the differences in scales
Source: Office of Institutional Research, g:\a...\facload\0506\prdkc2g.rsl

Ferris State University

Student Credit Hours (SCH), Full Time Equated Faculty (FTEF) and SCH/FTEF Aggregated by Department

Fall and Winter Terms Combined

Liberal Arts & Sciences (Kendall College of Art & Design)



| <u>Year</u> | <u>SCH</u> | <u>FTEF</u> | <u>SCH/FTEF</u> |
|-------------|------------|-------------|-----------------|
| 2001-02 | 4,974.00 | 10.12 | 491.56 |
| 2002-03 | 5,922.00 | 12.82 | 461.93 |
| 2003-04 | 6,801.00 | 15.51 | 438.47 |
| 2004-05 | 6,666.00 | 17.06 | 390.78 |
| 2005-06 | 6,779.00 | 16.88 | 401.06 |

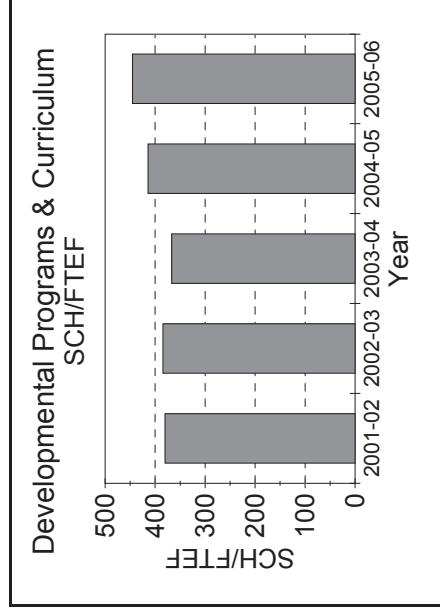
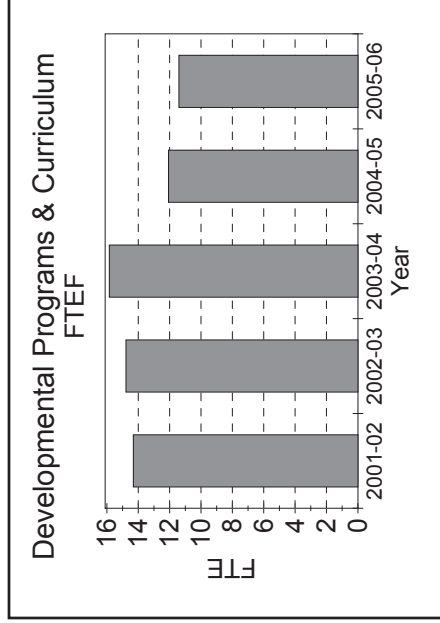
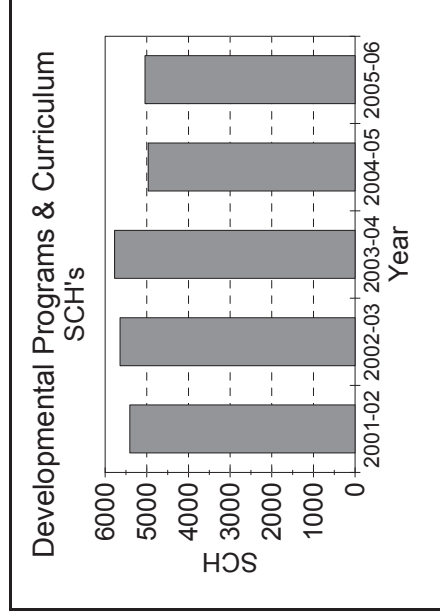
Caution: When viewing graphs, please note the differences in scales
Source: Office of Institutional Research, g:\... \facload\0506\prdkc3g.rsl

Ferris State University

Student Credit Hours (SCH), Full Time Equated Faculty (FTEF) and SCH/FTEF Aggregated by Department

Fall and Winter Terms Combined

Developmental Programs & Curriculum (University College)



| <u>Year</u> | <u>SCH</u> | <u>FTEF</u> | <u>SCH/FTEF</u> |
|-------------|------------|-------------|-----------------|
| 2001-02 | 5,407.00 | 14.22 | 380.26 |
| 2002-03 | 5,644.00 | 14.68 | 384.54 |
| 2003-04 | 5,775.00 | 15.74 | 366.92 |
| 2004-05 | 4,967.00 | 11.99 | 414.35 |
| 2005-06 | 5,045.00 | 11.33 | 445.33 |

Caution: When viewing graphs, please note the differences in scales
Source: Office of Institutional Research, g:\...lfacload\0506\prduc1g.rsl