

FERRIS STATE UNIVERSITY



FACT BOOK

2004-05



Institutional Research & Testing
FERRIS STATE UNIVERSITY

January 2005

Dear Colleague:

The *Ferris State University Fact Book* is an annual project conducted as a service to the university community by the Office of Institutional Research and Testing in the Division of Student Affairs. This Fourteenth edition is a document designed to answer the most frequently asked questions about FSU.

Enhancements to the 2004-05 Fact Book include Additional Enrollment Breakdowns for On Campus and Off Campus, Kendall, Campus Apartments, Residence Halls and Commuters.

Our appreciation is extended to the many offices that assisted is with the development of the information. Please don't hesitate to contact us if you have any questions. Thank You.

Nina Worth
Research Assistant

Trisha Himes
Research Assistant

Mitzi Day
Senior Research Analyst

Kristen Salomonson
Director of Institutional Research and Testing

Ferris State University
Division of Student Affairs
Office of Institutional Research and Testing
CSS 313
(231) 591-3803

TABLE OF CONTENTS

GENERAL INFORMATION

Mission Statement/History/Campus Size/Academic Divisions	1
Location/Educational Programs/Admissions	2
Accreditation	3
Student Costs.....	4
Kendall Student Costs.....	5
Financial Aid/Career Resources/Student Employment & Career Services	6
Edu. & Career Counseling/Computing & Telecomm./Student Affairs	7
Athletics/Sports/Cultural Events.....	8
University Center for Extended Learning	9
Corporate & Professional Development.....	10
Ferris-Grand Rapids/Campus Media/International Affairs	11
Library (FLITE).....	12
Library Statistics.....	13
Kendall College of Art & Design.....	14
Housing.....	15
Points of Interest.....	16
Gifts to the University.....	20
Ferris State University Calendar	21
Telephone Numbers (frequently used).....	22
Educational Grants and Scholarships/Institutional Loans	23

STUDENTS/ENROLLMENT

Enrollment of Resident Students by County	29
Enrollment of Non-Resident Students by State & by Country	30
Total Headcount Enrollment, Fall 1975-2004.....	31
FYES Enrollment Per FTE Faculty.....	32
5-Year Enrollment by College	33
Percent of Students by College.....	34
Enrollment Summary.....	35
Comparative Enrollment Report by College.....	36
SCH/FTE/FYES	37
Total Headcount Enrollment Compared to FTE	38
Ethnic Distribution	39
Ethnic Distribution by College	40
Enrollment by Program (Allied Health Sciences)	41
Enrollment by Program (Arts & Sciences).....	43
Enrollment by Program (Business/College of Prof. & Tech. Studies)	45
Enrollment by Program (Education & Human Services)	48
Enrollment by Program (Kendall College of Art & Design).....	50
Enrollment by Program (Michigan College of Optometry at F.S.U./Pharmacy)	51
Enrollment by Program (Technology/University College)	52
Retention Rates	59
Average Number of Credits Taken by Students.....	60
Student Credit Hours by College.....	61
Transfers	62
Age Summary	63
Average HSGPA/ACT Scores.....	64

TABLE OF CONTENTS

DEGREES

Degrees Conferred by Program (Allied Health Sciences).....	65
Degrees Conferred by Program (Arts & Sciences)	66
Degrees Conferred by Program (Business).....	67
Degrees Conferred by Program (Education & Human Services).....	69
Degrees Conferred by Program (Kendall College of Art & Design)	70
Degrees Conferred by Program (Michigan College of Optometry at F.S.U./Pharmacy)	71
Degrees Conferred by Program (Technology).....	72
Degrees Conferred at FSU	74
Approved Programs	75

FACULTY/STAFF

Full-time University Staff by Job Category & Sex	79
Part-time University Staff by Job Category & Sex.....	80
Total University Staff by Job Category & Sex	81
Workforce Summary	82
Distinguished Teacher Awards	83

ORGANIZATIONAL CHARTS

Board of Trustees.....	85
Executive Division.....	86
President's Council	87
Academic Affairs Division.....	88
Office of Academic Affairs.....	89
Academic Affairs Division/College of Allied Health Sciences.....	90
Academic Affairs Division/College of Arts & Sciences.....	91
Academic Affairs Division/College of Business.....	92
Academic Affairs Division/College of Education & Human Services.....	93
Academic Affairs Division/Kendall College of Art & Design	94
Academic Affairs Division/Library & Instructional Services.....	95
Academic Affairs Division/Michigan College of Optometry at F.S.U.	96
Academic Affairs Division/College of Pharmacy	97
Academic Affairs Division/College of Technology.....	98
Academic Affairs Division/University Center for Extended Learning.....	99
Academic Affairs Division/University College.....	100
Administration and Finance Division (F.S.U.)	101
Administration and Finance Division (Kendall College of Art & Design)	102
Ferris State University-Grand Rapids	103
Governmental Relations & General Counsel Division.....	104
Information Technology Administration.....	105
Student Affairs Division.....	106
Student Affairs Division/Enrollment Services.....	107
University Advancement and Marketing Division.....	108

TABLE OF CONTENTS

ALUMNI

Alumni Listing by State.....	109
Alumni by College	110
Placement Rates.....	111
Recipients of Alumni Awards	112

BUDGET

FY 2003-2004 General Fund Operating Budget	113
Revenue Summary	114
Expenditure Summary.....	115

FACILITIES

Summary of Facilities Owned or Rented by FSU (General)	117
Summary of Facilities Owned or Rented by FSU (Non-General Fund)	118
Ferris State University Campus Map	119

MICHIGAN PUBLIC UNIVERSITY COMPARISONS

Enrollment Michigan Public Universities	121
Full Year Equated Students FY 2004.....	122
Student to Faculty Ratio FY 2004	123
Summary of 2004-05 Tuition/Fees and Room/Board.....	124
Annual Tuition and Required Fees FY 2004	125
Annual Room and Board Costs FY 2004	126
Faculty to Administrator Ratio FY 2004	127
Instructional Cost per Student FY 2004	128
State Appropriations per FYES FY 2004	129
Financial Aid as % of Total Gen Fund Spending FY 2004.....	130
Instruction as a % of Total Gen Fund Spending FY 2004.....	131
Plant Spending as a % of Total Gen Fund Spending FY 2004	132

General Information

GENERAL INFORMATION

MISSION STATEMENT

Ferris State University will be a national leader in providing opportunities for innovative teaching and learning in career-oriented, technological and professional education.

HISTORY

Ferris State University is recognized for its career-oriented educational programs that are designed to meet the technology and work force demands of business and industry, the health-care professions, and society in general through applied research and practical education. Founded in 1884 on the concept of providing students with marketable skills, Ferris was established by Woodbridge N. Ferris (1853-1928), a distinguished Michigan educator and politician who served two terms as the state's governor and was elected a United States senator. Ferris was a private institute until 1950, when it joined the state higher education system. The college obtained university status in 1987.

CAMPUS SIZE 880 acres

ACADEMIC DIVISIONS

- College of Allied Health Sciences
- College of Arts and Sciences
- College of Business
- College of Education and Human Services
- College of Pharmacy
- College of Professional and Technical Studies
- College of Technology
- Kendall College of Art and Design
- Michigan College of Optometry at F.S.U.
- University College

GENERAL INFORMATION

LOCATION

The Ferris State University campus is located in Big Rapids, a west central Michigan city of approximately 12,600 in the vacation-recreation region. In addition to being home of Ferris State University, Big Rapids is the county seat of Mecosta County. The 880 acre campus is readily accessible by the US-131 expressway and state highway M-20. Big Rapids is 55 miles north of Grand Rapids and within 200 miles of Chicago and Detroit.

EDUCATIONAL PROGRAMS

Ferris offers more than 170 educational programs through the Colleges of Allied Health Sciences, Arts and Sciences, Business, Education and Human Services, Kendall College of Art and Design, Pharmacy, Technology, Michigan College of Optometry at Ferris State University, and University College. These offerings lead to bachelor and associate degrees and certificates. Master degrees in Information Systems Management, Career and Technical Education, Criminal Justice, Business Administration, Curriculum and Instruction, Fine Arts and doctorate degrees in Optometry and Pharmacy are also offered.

Each college encompasses a cluster of related programs that are targeted to prepare students for specific careers. The colleges operate in facilities that have been specially designed and equipped to support their missions.

Ferris is a national leader in the development of the concept of laddering, which enables students to advance their careers by building on previous training. For example, an individual who has gained employment after completing a two-year degree may later seek career advancement by returning to Ferris and earning a bachelor degree. This concept also permits students to readily transfer into Ferris programs.

ADMISSIONS

The current admission policy for new students requires all freshmen students to complete the ACT/SAT test prior to being granted admission to Ferris State and requires students to demonstrate they meet program entrance requirements either by earning a specified high school GPA or by having a ACT composite score that meets the prescribed standard for the university. Grades, ACT/SAT scores and all other facts included in the application will be considered.

**FERRIS STATE UNIVERSITY
ACCREDITATION**

F.S.U. is accredited by The Higher Learning Commission of the North Central Association

Accrediting Agencies

Accreditation Council on Pharmaceutical Education
Accreditation Council on Optometric Practitioner Education
American Optometric Association
American Dental Association/Commission on Dental Accreditation
National Environmental Health Science & Protection Accreditation Council
American Bar Association
American Health Information Management Association
National Accrediting Agency for Clinical Laboratory Science

Joint Review Committee on Education Programs in Radiologic Technology
Joint Review Committee on Educational Programs in Nuclear Medicine Technology
National League for Nursing Accrediting Commission

Accreditation Board for Engineering and Technology

Foundation for Interior Design Education Research
American Council for Construction Education
Michigan Commission on Law Enforcement Standards
Michigan Corrections Officers Training Council
Council on Social Work Education
International Facility Management Association
Committee on Accreditation for Respiratory Care
National Association of Music Merchants
Accrediting Council for Collegiate Graphic Communications
National Recreation and Parks Association and American Alliance for Leisure and Recreation Accreditation Council
Associated Equipment Distributors
Professional Golf Association of America Educational Center
U.S. Professional Tennis Association
American Association of Intensive English Programs
University & College Intensive English Program

Academic Program

Pharmacy
Optometry

Dental Hygiene
Environmental Health & Safety Management

Legal Studies
Medical Record Administration & MRI
Medical Technology & Medical Laboratory Technology
Radiography

Nuclear Medicine Technology

Nursing - A.A.S.
Nursing - B.S.N.

Surveying Engineering
Mechanical Engineering Technology
MFG Engineering Technology
Interior Design
Construction Management
Criminal Justice – Law Enforcement Specialist
Criminal Justice - Corrections
Social Work
Facilities Management
Respiratory Care
Music Industry Management
Printing Management
Printing & Digital Graphic Imaging
Recreation Leadership & Management

Heavy Equipment Technology
Professional Golf Management
Professional Tennis Management
Intensive English Programs
Intensive English Programs

Source: Academic Affairs

GENERAL INFORMATION

STUDENT COSTS

The average annual cost for a Michigan resident to attend Ferris (based upon 2004-05 rates) includes, tuition, room and board, fees, estimated academic and personal expenses, is \$15,820.

2004-05 Costs	Semester	Year
Undergraduate (Michigan resident)		
Tuition (15 credit hours)	\$3,095.00	\$6,190.00
Room and Board (19 meal plan)	\$3,261.00	\$6,522.00
Sub Total	\$6,356.00	\$12,712.00
Books and Supplies (estimate)	\$500.00	\$1,000.00
Personal Expenses (estimate)	\$983.00	\$1,966.00
Refundable Fees*	\$71.00	\$142.00
Total Expenses (estimated)	\$7,910.00	\$15,820.00

*If requested, the Racquet Facility fee, Student Activity fee and Health Center fee will be deleted from the student's account. Cash refunds will only be granted for the Racquet Facility fee and the Student Activity fee if the student's account is paid in full.

Undergraduate (non-resident)		
Tuition	\$6,190.00	\$12,380.00
Undergraduate (non-resident MSEP)*		
Tuition	\$4,643.00	\$9,286.00
Part-time Student (1-12 credit hours)		
Michigan Resident	\$256 per credit hour	
Non-Resident	\$512 per credit hour	
Non-Resident MSEP*	\$384 per credit hour	
Graduate Student		
Michigan Resident	\$316 per credit hour	
Non-Resident	\$632 per credit hour	
Non-Resident MSEP*	\$474 per credit hour	

*Students are eligible for the MSEP (Midwest Student Exchange Program) rate if they live in one of the following states: Illinois, Indiana, Iowa, Kansas, Minnesota, Missouri, Nebraska, North Dakota, Ohio, South Dakota, Wisconsin. This tuition reduction program is not available for students enrolled in Doctor of Optometry, Doctor of Pharmacy, and Professional Golf Management.

Professional Tuition

(Doctor of Optometry & Doctor of Pharmacy)

Michigan Resident	\$ 5,985.00/semester	\$11,970.00/year*
Non-Resident	\$11,400.00/semester	\$22,800.00/year*

*NOTE: The tuition for fourth professional year students in the Doctor of Optometry program is \$17,955.00 for Michigan residents, \$35,910.00 for non-residents. The year runs all three semesters.

Family Apartments	12 month contract
One Bedroom	\$6,780.00
Two Bedroom	\$7,560.00
Two Bedroom (townhouse)	\$8,328.00
Three Bedroom (townhouse)	\$9,096.00

Optional Meal Plan

Room and Board (12 meal plan) \$6,216.00

Other meal plans available for non-traditional and deluxe halls.

GENERAL INFORMATION

KENDALL COLLEGE OF ART & DESIGN 2004-2005 Tuition and Fees

<u>Tuition Rates</u> <u>per Credit Hour</u>	Resident Gen. Educ. \$230/cr	Resident Studio \$392/cr	Non-Resident Gen. Educ. \$345/cr	Non-Resident Studio \$588/cr	Graduate MFA \$475/cr
3 credits	\$705	\$1,203	\$1,059	\$1,806	\$1,425
6 credits	\$1,410	\$2,406	\$2,118	\$3,612	\$2,850
9 credits	\$2,115	\$3,609	\$3,177	\$5,418	\$4,275
12 credits	\$2,820	\$4,812	\$4,236	\$7,224	\$5,700
15 credits	\$3,525	\$6,015	\$5,295	\$9,030	\$7,125

NEW FOR 04/05, All non-resident students are charged the non-resident rates - there is no separate rate for the Midwest Exchange Program or International Students - all out-of-state students are considered non-residents. Note: this is Kendall specific.

<u>Fee Name</u>	<u>Fee</u>
Admissions App. Fee	\$30
Enrollment Deposit	\$150
Sculpture Fee	\$140
Woodworking Fee	\$140
Model Making Fee	\$140
Photography Fee	\$140
Computer Class Fee	\$140
Upper Level VC Class Fee	\$140
Printmaking Class Fee	\$140
Metals/Jewelry Class Fee	\$300
Kendall Experience Class	\$250
Technology 0+ credits	\$205
Student Life Fee	\$5
Deferred Payment Plan	\$10
Studio Space /Semester	\$300
Studio Deposit	\$100
Locker Fee	\$30
Transcript Fee	\$5

GENERAL INFORMATION

FINANCIAL AID

More than 82 percent of the students presently enrolled at Ferris State receive some type of financial aid through federal, state and Ferris programs, including scholarships, grants, loans and student employment. Ferris State University awards more than \$78 million in student aid annually.

Financial aid is primarily based on financial need and is intended to assist students whose families lack the total resources needed to pay for college. Information on financial aid programs available at Ferris may be obtained by contacting the Office of Scholarships and Financial Aid at 1-800-940-4AID or via the Internet at www.ferris.edu and “Quick Link” to Financial Aid.

CAREER RESOURCES AT FSU

A Ferris State University career-oriented education is complemented by comprehensive career resources available from the Educational and Career Counseling Center, staffed with educational counselors, and the Student Employment & Career Services office, staffed with job search specialists. Students may register for CARE 102, or *Career & Educational Planning*.

STUDENT EMPLOYMENT & CAREER SERVICES

The office of Student Employment & Career Services assists students in finding on-campus, local off-campus, internships, summer and full-time positions.

Through SE&CS, part-time employment is available to students as both on and off-campus work study, on-campus non-work study, and local off-campus and “Quick Cash” opportunities. In addition, students/alumni have access to e-Recruiting, which is a state-of-the-art internet-based software package that allows students to upload their resume into the FSU Resume Book database, search and apply for employment/internship opportunities and sign-up for on-campus interviews. On-campus interviews take place both fall and winter semesters with approximately 150 employers participating per academic year. Students can register with e-Recruiting and view a whole array of other career/employment related information on our website at www.ferris.edu/careerservices.

SE&CS also provides daily walk-in resume review hours, mock interviews and classroom presentations. Every fall and winter the SE&CS office sponsors job fairs to assist students in finding internship and full-time positions. These job fairs are generally attended by 100+ employers. In addition, every spring, the Alumni Affairs, Student Leadership & Activities and the SE&CS office present a FLEX for Success-Professional Career & Leadership Conference that allows students to enhance leadership and professional skills. Annual studies of employed alumni indicate that 91% are employed in occupations related to their major field of study at Ferris and 97% of graduates are working or continuing their education. Ninety-seven percent of graduates seeking employment found jobs. All seven colleges had a 95% or higher placement rate.

GENERAL INFORMATION

EDUCATIONAL AND CAREER COUNSELING

Educational counselors provide information on all academic programs in Ferris's undergraduate colleges. These counselors are located in the colleges of Allied Health Sciences, Arts and Sciences, Business, Education & Human Services, and Technology.

In addition to providing academic counseling, educational counselors in the Educational and Career Counseling Center (ECCC) located in STARR 313, help students to identify and overcome obstacles to their academic success and offer assistance in making career choices. Finding the right career depends on several factors. Two strong factors are personality and interests. Students can receive information in these areas by taking the Myers Briggs Type Indicator and the Strong Interest Inventory through the ECCC in STARR 313. A licensed counselor interprets the results with the student and provides information on careers that are aligned with the student's personality, interests, values, and skills.

COMPUTING AND TELECOMMUNICATIONS FACILITIES & SERVICES

A high-speed, wide-area network provides broad campus access to academic resources, the Internet, and other computing resources such as FLITE library. Each of the 3,000 residence hall rooms and University apartments has network connections. Every residence hall is equipped with a computer lab. In addition, there are large computing laboratories available to students in various locations on the Ferris State University campus. Student & Administrative Technology Services provides installation of network cards and computer support to students for a fee. Copies of the Microsoft software Office 2003 Professional, FrontPage 2003, Windows XP Professional, Visual Studio Professional, and Office for MAC are available for a \$25.00 per year blanket license fee and \$10.00 per copy of the software. The University operates a Nortel Private Branch Exchange for voice services. Remote data access to the Internet and campus facilities is available for all faculty, staff, and students. Fiber optic, broadband, twisted pair, and wireless networks are utilized to provide services for voice, data, and video. The University's IBM enterprise server supports online processing for academic and administrative users. Lotus Notes electronic mail and calendar service is available for faculty and staff. Imail electronic mail is offered to students on and off campus. The Ferris Web site (<http://www.ferris.edu>) provides information about the University and is used to support student Web services. The University portal, My FSU, links products such as Student, Faculty, and Employee Web Services as well as WebCT with capabilities of the Internet to create a customized campus experience.

STUDENT AFFAIRS

The division of Student Affairs provides a variety of services for students through the following departments: Birkham Health Center, Student Employment & Career Services, Counseling Center, Enrollment Services, Minority Affairs, Rankin Student Center, Student Leadership & Activities and University Recreation. All of these departments work with students to enhance their university experience.

The Office of Student Leadership & Activities helps students use and grow their talents through campus and community involvement. To keep students involved and connected to the University, there are more than 200 registered student organizations (RSOs), including sports clubs, Greek-letter organizations, religious groups, academic societies and professional associations. The Student Volunteer Center refers hundreds of Ferris students each year to area agencies seeking volunteers. A variety of leadership programs are offered throughout the year to help students develop marketable leadership and management skills.

GENERAL INFORMATION

ATHLETICS

The Ferris State University Bulldogs are members of the National Collegiate Athletic Association (NCAA). Varsity teams compete in the Central Collegiate Hockey Association (NCAA Division I) in ice hockey and the Great Lakes Intercollegiate Athletic Conference (NCAA Division II) in all other sports.

Ferris student athletes participate in 15 varsity sports: golf, tennis, basketball, track, cross-country, softball, soccer and volleyball for women; golf, tennis, basketball, track, cross-country, hockey and football for men.

INTRAMURAL AND RECREATIONAL SPORTS

Annually, more than half of the student body participates in organized recreational sports activities, including extensive intramural and club sport programs. Other students participate in informal recreation activities. Ferris provides ample facilities for athletics and recreation, including a Student Recreation Center with pool, weight room, basketball and volleyball courts and indoor track; a golf course; a sports complex including full and half-size ice rinks, additional basketball and volleyball courts; racquetball courts and indoor and outdoor tennis courts.

CULTURAL EVENTS

Concerts by Ferris State Music Center organizations such as the West Central Concert Band, Chamber Orchestra, Jazz Ensemble, Concert Choir, and Ferris Wheels (men's glee club), and productions of the University Theater are augmented by appearances of professional music, drama and dance organizations and other performing arts groups.

The Ferris Art Gallery features exhibits of paintings, prints, photography, sculpture and crafts, as well as special exhibits featuring leading Michigan artists, FSU faculty and students.

The Arts and Lectures Committee offers a schedule of lectures, concerts and films, while Entertainment Unlimited and the Music Industry Management Association present pop/rock and comedy concerts and other events of a contemporary nature.

The Office of International Affairs "International Festival of Cultures" brings the world to Big Rapids with students, faculty, staff, and community members presenting cultural displays, performances, and food from more than fifty countries worldwide.

Entertainment Unlimited, the campus programming board, is responsible for coordinating more than 80 student-produced events each year including comedy shows, films, and live contemporary music performances. The Music Industry Management Association is also involved with helping students get experience behind the scenes of producing live campus entertainment. The Student Speaker Series Committee brings approximately 8-10 speakers to campus each year. Topics of these lectures range from pop culture and media to harder-hitting issues like alcohol awareness and hate crimes.

UNIVERSITY CENTER FOR EXTENDED LEARNING

Through the University Center for Extended Learning, Ferris State University extends its course offerings, programs, and knowledge beyond the Big Rapids campus to adult learners at many sites. In addition to our regional centers in Michigan, we offer a variety of distance education courses through the web and interactive video network. Our commitment to lifelong learning also extends to non-credit programs for professional development and training.

- **Statewide Off-Campus Credit Programming:**
Many degrees and certificate programs designed to meet the needs of adult learners are offered at strategic sites throughout the state of Michigan using a variety of delivery methods, including traditional face to face, interactive video, and the Internet. Programs are administered through regional centers in Northern, Southeast, and Southwest Michigan as well as Big Rapids. Adult learners find earning their degree convenient with and classes that fit within their busy schedules. Programs are offered in direct response to needs identified in communities throughout the state, often in partnership with community colleges. UCEL is committed to serving the lifelong learning interests of diverse audiences.
- **National Credit Programming:**
Extending the reach of Ferris State University beyond the borders of Michigan is the goal of the National and Online Programs Initiative. This initiative was developed to offer Ferris programming at strategic locations throughout the US and Canada and to expand access to FSU offerings through e-learning options.
- **Corporate & Professional Development:**
Two divisions of Extended Learning offer their services under the umbrella of Corporate & Professional Development. These are:
 - **Conferences & Professional Programs:**
The Conferences and Professional Programs team provides conference design and development consultation services that include planning, strategy, and implementation. To help ensure that programs succeed, they assist with the marketing and promotion, the financial management, contracts, registration, site selection, facilities arrangements, on-site services, and evaluations.
 - **Corporate and Professional Development :**
Transfer of knowledge and training to meet the professional and career needs of Michigan's workforce is the central focus of the CPD mission. To this end, Ferris's Corporate and Professional Development Center provides customized education programs and technical assistance for Michigan and beyond. The Center specializes in developing need-specific training programs, technical assistance for manufacturers, and industry-specific certification and testing programs. CPD also provides grant-writing services.
- **Charter Schools Office:**
The Charter Schools Office oversees the general operation of Ferris State University chartered academies to ensure that they comply with their charter, state and federal regulations, and make 0063 progress toward meeting their stated goals. Ferris currently has 16 authorized Charter Schools. Combined, these academies serve more than 5,000 students in grades K-12 and are geographically located from Benton Harbor to Monroe and north to Saginaw.

GENERAL INFORMATION

CORPORATE & PROFESSIONAL DEVELOPMENT

Division of University Center for Extended Learning

Ferris State University's Corporate & Professional Development (CPD) has been involved in partnerships to help businesses industries with solutions to training, certification and consulting/applied research needs since 1984. Over 1,250 companies have taken advantage of the skills and facilities offered training or testing over 146,763 participants in 379 offered titles/projects.

CPD is known for its ability to partner with business and industry to tackle issues related to custom training, process consulting, certification, and assessment. Through the establishment of custom workshops and public institutes, training and certification needs can be solved at company, state and national levels. Work is accomplished by contracting with the CPD to create the proper partnership between the company, Ferris State University faculty and staff, outside resources, and students to complete the project goals.

CPD offers custom assessment and technical training solutions to business and industry-specific problem areas, product, process, and equipment to provide a return on investment of training dollars. Training can be delivered at the training facilities located at the main complex in Big Rapids, the Grand Rapids Campus, at the company's plant site, or company selected offsite.

CPD facilities are air conditioned and equipped with audiovisual equipment. Computers and related equipment may be provided and interactive television programming is possible. Training on hundreds of technical, health, business, science, criminal justice, and education topics can be provided. Training may also involve participant assessment and certification as required. CPD has invested in the future of training by creating the ability for development of computer interactive training for business and industry (custom CD-ROM, interactive television or internet delivery as well as traditional lecture and application labs).

In order to keep costs down (through long term delivery methods) and keep training value high (while providing a customized training program) CPD creates custom or standard training modules. These modules utilize computer interactive theoretical training combined with hands-on applied training for a blended teaching approach. This type of training has been successfully completed for Evert Products -Textron to teach plastic injection mold operation, D-M-E Company, Inc. to teach injection mold base technology, custom automated production line training for FIAMM Technologies Incorporated, and Rubber Processing Operator Training nationally for the Rubber Manufacturers Association, industry wide "Manufacturing Safety & Health Training," "Binocular Indirect Ophthalmoscope" training for optometrists, and safety in the plastics industry.

New trends in industry show that the new workforce requires more technical training and employers want to pay for skill, not time-in-task. Therefore, certification tools have become an important part of CPD's offerings. A good example of certification is the national training and assessment program developed for the Rubber Manufacturers Association, Molding Operator training packages, and international certification tools for the United Association of Journeymen and Apprentice Plumbers and Pipe Fitters of the United States, Panama, and Canada.

In the area of grant writing services, CPD has been successful in helping gain support for industrial and business projects. In the past ten years, CPD has managed over \$2.84 million in grants. Through the State Workforce Commission-Economic Development Job Training Grants, eighteen companies have obtained a total of over \$1,412,000 in grants to provide needed training to upgrade their workforce. The providing of delivery services has also been completed in partnership with many community college held grants.

Corporate & Professional Development provides custom and institute-based training and certification; grant writing services, computer interactive training applied research, and manufacturing consulting and assessments to meet the needs of business and industry.

The Corporate & Professional Development Center is located at 410 Oak Street, Alumni Building office 117. Phone 231-591-5819, Fax 231-591-3539.

GENERAL INFORMATION

FERRIS-GRAND RAPIDS

Ferris-Grand Rapids campus includes the Applied Technology Center at 151 Fountain St. NE and the Kendall/Ferris building at 17 Fountain St. NW. Both facilities are conveniently located in downtown Grand Rapids.

The ATC offers 170,000 square feet of instructional and office space including computer, computer aided design, electronics, manufacturing, materials testing, plastics and heating, air conditioning and refrigeration labs. In addition, the ATC houses an auditorium, banquet and teleconferencing facilities.

In 1996 the Board of Trustees of Kendall College of Art and Design voted to merge Kendall with Ferris State University. This decision initiated a greater commitment on behalf of Ferris to expand programming in Grand Rapids and resulted in the purchase of an additional facility at 110 Ionia NW. Kendall College of Art and Design educates its students to be leaders in the arts. It provides a dynamic learning environment that prepares its students to be "working artists" and to achieve professional careers in art and design.

In 1999 Ferris-Grand Rapids established The College of Professional and Technological Studies (CPTS) to provide greater flexibility in developing academic programs that meet the needs of business, industry and the community at large. CPTS will offer career-focused baccalaureate and masters degrees, professional development certificates, standard college and customer responsive courses, customized training courses, distance learning courses, and prior learning assessment services to advance students' career goals.

The Kendall/Ferris building offers classrooms, gallery space, and IBM and MAC computer lab facilities and houses the Kendall/Ferris bookstore and programs of Kendall College of Art and Design.

Today Ferris-Grand Rapids offers more than 25 professional development certificate, associate, bachelor and master degree programs and serves as a model for Ferris' growth across the State of Michigan.

CAMPUS MEDIA

Ferris offers students a variety of media, including a campus newspaper and local cable system (Channel 7). *The Torch*, which is published weekly, informs students of University news, events, and other related campus issues. FSU-TV Cable 7 serves the campus and community with educational and public service television programming. The *FYI* is an internal newsletter published weekly for faculty and staff with limited student distribution, and the *Crimson & Gold*, published three times yearly, is aimed at keeping alumni and other key audiences informed. Some of the colleges and programs on campus also publish their own alumni publications.

INTERNATIONAL AFFAIRS

The Office of International Affairs is located on the third floor of Bishop Hall. It is responsible for the administration of international programs. The office has four primary areas: 1) the Intensive English Program which provides international students with training in English to prepare them for entering the University; 2) Study Abroad and International Exchange Programs, allowing Ferris students to study in destinations throughout the world; 3) advising of all international students, and assisting departments in bringing international scholars to campus; 4) recruitment and admissions of all international students.

GENERAL INFORMATION

FERRIS LIBRARY FOR INFORMATION, TECHNOLOGY, AND EDUCATION (FLITE)

The Ferris Library for Information, Technology and Education (FLITE) opened on March 12, 2001, as a premier research facility integrating modern technology with traditional information resources. Designed for flexibility and versatility, FLITE continues to adapt to the world's advancing digital age. The Library houses 300 desktop computers, over 1,000 live ports to accommodate expansion/laptop access, and seating for more than 1300 visitors, including 45 individual and group study rooms. Among its customer service oriented attributes, FLITE contains an extended-hours study area, a family study room for visitors accompanied by children, and a food court with vended beverages and snacks. Students using FLITE have access to multimedia equipment designed for experimenting with new technologies including scanners, CD burners, video-editing software, and digital still cameras. An adaptive technology laboratory facilitates the learning and research of students requiring special accommodations.

FLITE serves as a gateway to a variety of information resources available both on-site and remotely in print and digital formats. FLITE houses a collection of approximately 345,000 volumes. As a Federal Depository Library for U.S. documents and a Patent and Trademark Depository Library, FLITE offers users access to vast amounts of government information. Subscription databases, many containing full-text journal articles, and print journal subscriptions give users access to more than 10,000 journals. The Library's online catalog as well as many of the University's digital resources are available through the Library's Web site at <http://www.ferris.edu/library/>. Interlibrary loan and document delivery services are offered to all faculty, staff, and students, including off-campus students, allowing users access to an immeasurable number of additional resources. Faculty, staff, and students can receive help using these resources by calling or emailing the Library, filling out electronic forms on the Web site, or stopping by the Reference Desk in FLITE. Patrons can also receive personal assistance from subject specialist librarians.

FLITE takes full advantage of advanced technologies to expand opportunities for teaching and learning. The Library contains three instructional studios equipped with 20-30 computer stations, instructor station, sound and projection equipment, TV/VCR, and DVD. Additional equipment is available upon request. These studios allow librarians and other faculty to teach students information seeking and critical thinking skills necessary to evaluate the burgeoning mass of available information resources. The information literacy program starts with the basics in Ferris State University Seminar (FSUS) courses and provides instruction in specialized library use and research to classes upon request of instructors. In addition to instructional studios, FLITE also contains 6 seminar rooms of varying sizes to accommodate classes or meetings.

FLITE also houses the Media Production Center and the Center for Teaching, Learning, and Faculty Development. Along with traditional library services, these units represent a broad spectrum of information and instructional resources. The three units work collaboratively to provide teaching faculty with one stop access to information specialists and media development personnel who can assist in locating information for course content and creating instructional materials in a variety of multimedia formats.

GENERAL INFORMATION

Ferris Library for Information, Technology, and Education (FLITE) 2004-2005 Statistics

Services

Hours open	97/week
Average daily attendance	1,348
Library instruction sessions	366
Students participating in sessions	7,199
Reference questions	7,748
Interlibrary borrowing	2,679
Interlibrary lending	4,710

Access/Holdings

Total volumes (books and bound journals)	344,496
Periodical subscriptions (print and microform)	1,445
Periodical titles available in databases (includes some duplication)	ca. 22,800
Electronic databases	92
New monograph titles purchased	5,935
Archival holdings (linear feet)	ca. 2,800
Public computer workstations	139

Source: LIS

GENERAL INFORMATION

KENDALL COLLEGE OF ART AND DESIGN OF FERRIS STATE UNIVERSITY

Kendall College of Art and Design in Grand Rapids, Michigan, began in 1928 through a generous endowment provided by Helen M. Kendall as a memorial to her husband, David Wolcott Kendall, known as the Dean of American Furniture Designers. Helen Kendall envisioned a school whose graduates would be leaders in the world of art and design, and throughout its history, Kendall College of Art and Design has prepared generations of students for careers as professional artists and designers. In addition, Kendall College of Art and Design is an active partner with the community, annually providing more than 2,000 children and adults with the opportunity to pursue courses in art and design through one of the richest and most varied continuing studies programs in the United States.

In 1996, the Board of Trustees of Kendall College of Art and Design voted to merge Kendall with Ferris State University, a process that was completed in December 2000. In combining these two distinctive institutions, the Boards of both Kendall and Ferris forged a union that offers students the educational opportunities and strengths of each institution.

The mission of Kendall College of Art and Design of Ferris State University is to educate its students to be leaders in the arts by nurturing creative and intellectual excellence; to promote in its students an awareness of social responsibility; to provide a dynamic professional environment; to move the institution toward national prominence; and to support institutional integrity through resource development.

As part of Ferris State University, Kendall College of Art and Design is accredited by:

The Higher Learning Commission
Of the North Central Association of Colleges and Schools
30 North LaSalle Street, Suite 2400
Chicago, IL 60602
800.621.7440

Kendall College of Art and Design of FSU is an accredited institutional member of:

The National Association of Schools of Art and Design
11250 Roger Bacon Drive, Suite 21
Reston, VA 22090
703.437.0700

Kendall's Interior Design program is accredited by:

The Foundation for Interior Design Education Research
60 Monroe Center NW
Grand Rapids, MI 49503-2920
616.458.0400

Kendall College of Art and Design of Ferris State University are authorized under the laws of the State of Michigan to grant:

Bachelor of Fine Arts in: Art with K-12 Art Education Certification
Fine Arts Drawing
Fine Arts Painting
Fine Arts Woodworking/Functional Art
Fine Arts Photography
Fine Arts Printmaking
Fine Arts Sculpture
Furniture Design
Illustration
Industrial Design
Interior Design
Metals/Jewelry Design
Visual Communication Print Media
Visual Communication Multimedia

Bachelor of Science in: Art History

Masters of Fine Arts in: Drawing
Painting
Photography
Printmaking
Dual Concentration

GENERAL INFORMATION

HOUSING

Ferris State University residence halls provide environments that are clean, comfortable, safe and conducive to support the academic mission of the University. Living in the residence halls enhances the classroom learning that takes place at the University.

Through exposure to other points of view, experiencing diverse populations and living in a community, residents learn coping skills and experiment with responsible decision-making in a safe environment.

A variety of housing and dining options exist to allow students the opportunity to create the environment in which they feel most comfortable. Services include computer labs and Ethernet connectivity in each residence hall room, a choice of private rooms, substance free living, the first year experience and other themed housing opportunities. Cable television is provided in each room with access to numerous channels including movie channels. Washers and dryers are located on virtually every floor and cooking facilities are available in every hall. Students are provided telephones with individual long distance access codes for personalized billing of long distance charges. Local and campus calling is free. Mail is delivered to each residence hall lobby and express delivery, flowers and packages are delivered to the hall front desk. Board games, large screen televisions and hall-sponsored activities are available in each residence hall lobby. In addition, each residence hall provides a computer lab for residents' use. Labs are networked to a laser printer that is also available via the network from student's rooms as well.

Living in the residence halls is an educational endeavor. Professional and student paraprofessional hall staffs are trained to provide social and educational programming aimed at building cohesive communities on each floor called "houses." While hall staff is in place to assist in maintaining community standards, assist students in their transition to college, provide individual assistance as needed as well as making referrals to appropriate campus resources; residents are reminded that maintaining community standards is a shared responsibility by all. As a member of a community, each resident is expected to adhere to community standards, and take steps to maintain the positive community atmosphere most suited for academic excellence. Students are encouraged to take an active role in the governance of their living environments, including making decisions regarding the use of social activity funds. In addition, student governance in the residence halls helps shape residence hall policy and provides a means by which student opinions can be heard. Leadership experience gained through these opportunities proves invaluable to future employers. Residents are also provided challenges aimed at personal growth and development. Learning to live in a diverse environment provides supplemental education aimed at full preparation for life after college.

The University apartments consist of the west campus townhouses, and the east and south complexes. The west campus complex has 150 two bedroom and 50 three bedroom unfurnished townhouses which are designed to provide a neighborhood atmosphere to students with families. Fully accessible townhouses are also available for students with disabilities in which the entire living area is on the ground floor, including laundry facilities.

The east and south complexes consist of 188 one and two bedroom units. They are designed for single students and have laundry facilities in each building.

All apartments provide computer network connections to access the Internet, library and the University mainframe. Telephone and cable television connections are also provided. A community center in the center of the west campus complex houses a computer lab, meeting rooms and a large multipurpose room where educational, social community and children's programs are held.

GENERAL INFORMATION

POINTS OF INTEREST

Alumni Building (1929) - The oldest building on campus and the only building to survive the fire in 1950. Classrooms and faculty offices for the College of Arts and Sciences are in this building. It also houses the UCEL office and the Corporate & Professional Development Center.

Arts and Sciences Commons (1996) - houses Arts and Sciences faculty and administrative offices, the Card Wildlife Education Center, the Math Science Technology Center, and features "The Visionary," a mural – one of the largest of its type in the world – depicting the history of FSU, and the Writing Center which provides peer tutoring to assist students with writing and study skills. This building connects the Science and Starr Buildings.

Automotive Center (former Technical and Applied Arts Center) (1956) - Comprises the instructional and lecture facilities for Automotive Services, Automotive Body and Auto and Heavy Equipment Management.

Business Building (1970) - Houses the auditorium, classrooms and offices of the College of Business. Extensive terminal and mainframe computer facilities include one of the state's largest "library concept" microcomputer laboratories used for educational purposes.

Bishop Hall/College of Education (1967) – Built as a residence hall, it was remodeled in 1986 to house the College of Education & Human Services administrative offices and classrooms. Tot's Place and the International Affairs administrative office and classrooms which includes the Intensive English program are also located in Bishop.

Granger Center for Construction & HVACR (1962) – Originally built in 1962, the CTC has undergone an eighteen million dollar new construction and renovation project. The new Granger Center has 75,000 square feet of new construction and houses both the Construction Technology and Management and HVACR programs. The Granger Center for Construction and HVACR was dedicated in April 2004.

Creative Arts Center (1965) - This building houses the studios, classrooms, and faculty offices needed for the Studio Arts in the College of Arts and Sciences.

Ewigleben Sports Complex/Ice Arena - Comprises two indoor ice rinks and a recreational wing with facilities for intercollegiate hockey, recreational hockey and skating, basketball, and volleyball, all completed in 1975. An addition completed in 1981 includes a combative room, fitness and sports medicine facilities and a mini-arena.

G. Mennon Williams Auditorium (1962) – This facility houses FSU's theater program and also serves as the major multipurpose auditorium for the FSU campus. With seating for 1,799, Williams Auditorium hosts musical, dramatic, cultural, and convocation events throughout the year. It also is available for public rental use when scheduling allows.

Heavy Equipment Center (1987) - A 52,000-square-foot building accommodating students in the heavy equipment and auto programs. The HEC building is the largest facility in the country dedicated to training heavy equipment and heavy duty engine technicians.

Instructional Resource Center (1969) - Contains large lecture halls, distance learning room, television studio, and media services for the whole campus.

GENERAL INFORMATION

McKessy House (1989) – McKessy House, resembling an Old English cottage on Cedar Street, north of Williams Auditorium, was purchased by Ferris State University in 1989 as a result of a generous gift from Gerald McKessy, a 1929 graduate of Ferris' college preparatory program who went on to graduate from the Detroit College of Law in 1933. Mr. McKessy was a Charter Member of the Presidents' Club, a member of the Phoenix Society, a founding father of the Alumni Foundation, a 12-year member of the Board of Directors of the Alumni Association and a recipient of the Distinguished Alumnus Award in 1971 for the generous donation of his time and talents to Ferris State University. Mr. McKessy donated stock, the proceeds of which were used to buy the house, barn and two acres that is now utilized as parking and additional Arts and Sciences classroom space. Mr. McKessy's gift also made it possible to remodel the house which is currently occupied by the Division of Governmental Relations and General Counsel. This division is responsible for governmental and community relations, legal affairs, affirmative action, employee relations, and labor relations.

National Elastomer Center for Rubber and Plastics Technology (1998) - This state-of-the-art facility was opened in September 1998, the only one of its kind in the nation. Elastomers are a combination of rubber and plastic compounds used in a variety of applications in the automotive, defense, appliance and other industries.

Pennock Hall/Michigan College of Optometry (1968) - Built as a residence hall, it was renovated in 1977 to serve as the permanent home for the Michigan College of Optometry at F.S.U.

Pharmacy Building (1972) - Designed to house all operations of the College of Pharmacy, including specialized laboratories and the model pharmacy, and also contains an antique pharmacy exhibit.

Presidential Art Collection (1996) - Daniel Roache was chosen as the first contributor for a collection featuring commissioned works by Michigan artists honoring Ferris presidents. His aluminum, wall-mounted sculpture representing the seven academic colleges hangs in the Williams Auditorium lobby. A bronze bust of President Byron Brophy by Midland sculptors James S. Hopfensperger and Joan Hopfensperger-Most was dedicated on April 30, 1999. It is on display in the Ferris Library for Information, Technology, and Education (FLITE).

Racquet Facility (acquired in 1980) - The facility contains tennis and racquetball courts and weight lifting and aerobics facilities for intramural and intercollegiate athletics and is open to the general public.

Rankin Center (1957) - Remodeled and updated in 1987, it is the hub of campus, housing the James L. Lundberg Bookstore, recreational facilities, offices for the student newspaper, student government and various other student organizations, catering/booking offices and the Ferris Art Gallery. On the administrative side, there are offices for minority affairs, student judicial services, student activities, career services, personal counseling, the vice president for student affairs and the dean of student life. Additional services include three dining facilities, meeting rooms and a large ballroom/banquet room.

Science Building - Originally built in 1956, remodeled and expanded in 1967, completely renovated in 1997, this building provides teaching auditoria, classrooms, and science laboratories for the College of Arts and Sciences, as well as the Rawlinson Observatory, John and Rhea Smith Greenhouse, and Ritz Reading Room.

Victor F. Spathelf College of Allied Health Sciences (1979) - This four-level structure contains the specialized classrooms, laboratories and offices for the students, faculty and administration of the College of Allied Health Sciences.

Starr Building (1961) – Completely renovated in 1995, students now enjoy new furnishings, state-of-the-art instructional equipment, multimedia labs, study rooms and lounges. It is FSU's largest general classroom building and houses the administrative offices for University College and the Educational and Career Counseling Center; Williams Auditorium, where dozens of live performances and special events are offered each year; and The Jim Crow Museum, a privately donated collection of American racist memorabilia artifacts.

GENERAL INFORMATION

Student Convocation Center/Wink Arena (1999) – The 42,000 square foot facility, located adjacent to the Ewingleben Ice Arena, seats 2,400, including prime sections of chair-back seating. The building complex features an expanded lobby that adjoins the Ice Arena with a pro shop, concession stands, and a display for the Bulldog Hall of Fame. This new center serves as the home for the FSU men and women's basketball programs, and is also used for commencement exercises, major concerts, and special events.

Student Recreational Center (1998) - The former HPE/Wink Arena building was remodeled and reopened August 30, 1998. The facility gives students, faculty and staff a modern gymnasium, weight room, aerobic room, exercise machines and elevated track. A student lounge, indoor swimming pool, spa, and 40-foot climbing wall was completed in 1999.

Swan Technical Center (1966) - Many College of Technology department offices, classrooms, and laboratories designed specifically for engineering technology instruction are located in this building.

Timme Center for Student Services (CSS) (1967) (Renovated 2002) – As the official “welcome center” for the University, the Timme Center for Student Services (CSS) serves as a one-stop service center in which students can register for classes, obtain financial aid and housing information, request transcripts, pay bills, and inquire about student employment opportunities. Highlights of the beautifully renovated Timme CSS include a glass atrium that extends the full height of the eastern side of the building and a second atrium facing State Street, providing natural sunlight and openness for the building. Formerly the campus library, the new Timme CSS is a place of diversity, art, history and service. The first floor houses the Financial Aid and Business offices; the offices of Admissions and Records, Enrollment Services, and the Academic Senate are on the second floor; and the third floor features a display of Ferris historical memorabilia, as well as, houses the offices of the President, Budgetary Planning and Analysis, Vice President for Academic Affairs, and Institutional Research and Testing. The carefully chosen combination of offices and services provides a wonderful welcome to all constituents in the middle of campus.

Ferris Library for Information, Technology, and Education (FLITE)(2001) - Located in the heart of the recently redesigned main campus, FLITE combines the collections and services of the former Timme and Health Science Libraries and houses the Center for Teaching, Learning, and Faculty Development and the Media Production Center. At 173,000 sq. ft., FLITE is nearly three times the size of the former Timme Library and features a variety of public work and study spaces, total seating capacity of 1,300, shelving for 440,000 items, and more than 300 computer workstations. FLITE is a Patent and Trademark Depository Library for western lower Michigan, one of three such sites in the state. Additionally, FLITE is a depository for U.S. Bureau of the Census and State of Michigan publications.

Tot's Place (instituted 1987) - Located on the first floor of Bishop Hall, Tot's Place is the laboratory for the child development program. Tot's Place provides childcare for children of students and faculty/staff as well as Big Rapids community residents.

GENERAL INFORMATION

Holiday Inn Hotel and Conference Center (1993) - The facility is located adjacent to the Katke Golf Course and overlooks the campus. The complex houses 16,772 square feet of meeting facilities, 118 guest rooms, banquet facilities and a restaurant. The conference facilities are used for continuing education activities, conferences and workshops.

Katke Golf Course (est. 1974) - Katke is a full service 18-hole championship golf course that measures 6,729 yards (slope rating 130) from the back tees, 6,174 (slope rating 124) from the middle tees and 5,355 (slope rating 124) from the forward tees. The state-of-the-art practice facility includes 100,000 square feet of grass teeing space, six target greens, a large short game area that includes a chipping area and bunker for greenside or fairway bunker shots and 2 practice greens with over 15,000 square feet of space. The practice facility is encompassed by a 3-hole practice course that includes two par 4's measuring 325 yards each and a 150 yard par 3. Our full service clubhouse sits atop the highest point in Mecosta County with excellent views back to campus. The clubhouse facilities include the Founders Grille Restaurant which features burgers, sandwiches and a wide selection of appetizers, a 1,000 square foot multi-purpose room that holds up to 75 people for meetings or small parties; men's and women's locker rooms and a golf shop stocked complete with all of your golfing needs. A staff of PGA Golf Professionals is available to provide tournament services, golf clinics, private video lessons and club fittings by appointment. The golf course is conveniently located adjacent to the Holiday Inn Hotel and Conference Center on the far west point of campus.

Michigan Art Walk (1996) - The Ferris Renaissance is a 20-year vision for aesthetically improving the Ferris State University campus. The Michigan Art Walk is one component of Ferris Renaissance whereby original pieces of art work created by Michigan artists are installed through-out campus and linked by a meandering pathway, ultimately reaching into the Big Rapids community. The inaugural sculpture of the Michigan Art Walk, by Ann Arbor-based artist Barron Naegel, was installed in the fall of 1996. Also installed as part of Ferris Renaissance in the fall of 1996 were a wall sculpture by Daniel Roache, under the auspices of the Presidential Art Collection, and the main panel of Robert Barnum's "The Visionary," which depicts the history of Ferris State University. Ferris Renaissance continued with the unveiling of "Escape," an outdoor sculpture by R. Farrington Sharp, on October 17, 1997. The side panels of "The Visionary" were unveiled on February 20, 1998, completing Barnum's triptych. "Totem Stack," a sculpture by Ferndale artist Albert Young, was unveiled on May 7, 1998. "Muse" by Irina A. Koukhanova, was dedicated on November 19, 1998, and sculptor Fritz Olsen's "Ripples" was unveiled November 19, 1999. Lois Teicher's functional piece, "Bench With Three Deep Seats," was dedicated on June 14, 2000. "Ferris Arch," a limestone sculpture by Kenneth Thompson, was dedicated October 10, 2001. Mark Chatterley's "Journey to the Body Collective" a flying wall sculpture located in the reading room at FLITE, was dedicated on October 29, 2002. Robert Barnum's "Of Thought and Reason," a 130-foot-long, 10-foot-tall painting on canvas located in FLITE's Extended Study Area was unveiled on August 28, 2003. Ray Katz' "Celebration," a large-scale metal sculpture, was unveiled September 3, 2004.

Music Center (1962) – The Music Center is located at the heart of the campus at the foot of the Carillon Clock Tower on the south end of the quad "green space" and just north of Top Taggart Field (football stadium). This facility offers rehearsal and practice space for all varieties of ensembles. The band room can accommodate groups of up to 100 musicians and the Choral Room provides room for 60 musicians. Private practice rooms are available and are ideal for individual practice or small groups of 2-3 persons. Each practice room contains an acoustic piano. The Humanities Department maintains these instruments (regular tuning, etc.) as a service to currently enrolled students. The piano lab has 12 stations (full size keyboards) which are used for group instruction and practice for those enrolled in music classes. The music faculty and ensemble director's offices are also in the Music Center.

GENERAL INFORMATION

GIFTS TO THE UNIVERSITY

Private giving to the University in fiscal year 2004 totaled \$7,330,409 including cash contributions of \$3,423,852 and in-kind gifts of \$3,906,647.

Contributions may be made in many ways:

- Gifts from alumni and parents
- Gifts from business and industry, including cash, equipment, and materials
- Gifts and grants from foundations
- Matching gifts (companies or corporate foundations match their employees' gifts to Ferris from a one-to-one to a four-to-one ratio)
- Gifts in memory or honor of individuals
- Gifts through naming Ferris State University as a beneficiary in estate plans

Donor societies recognize extraordinary generosity:

- **Woodbridge N. Ferris Society:** \$1,000,000 cash or in-kind gifts or \$1,500,000 irrevocable deferred gift
- **Helen Gillespie Ferris Society:** \$750,000 cash or in-kind gifts or \$1,125,000 irrevocable deferred gift
- **Legacy Society:** \$500,000 cash or in-kind gifts or \$750,000 irrevocable deferred gift
- **Crimson and Gold Society:** \$250,000 cash or in-kind gifts or \$375,000 irrevocable deferred gift
- **Phoenix Society:** \$100,000 in cash or in-kind gifts or \$150,000 in irrevocable deferred gift
- **Old Main Society:** \$50,000 cash or \$75,000 in irrevocable deferred gift
- **Founder's Club:** \$25,000 in cash or pledge to be paid over 10 years, or \$75,000 irrevocable deferred gift
- **President's Club:** \$10,000 in cash or in-kind gifts payable over a 10 years, or a \$35,000 irrevocable deferred gift (individuals only)
- **Dean's Club:** Annual gift of \$500-\$999 with funding designated to a specific college or program

Athletic booster clubs help students-athletes:

- **Bulldog Club:** Gifts designated to support athletic programs. Top Dog (\$1,000), Coach (\$500), Captain (\$250), Booster (\$100), Friend (\$50)
- **Blueline Club:** Gifts designated to support the varsity hockey program. Hobey Baker (\$1,000), All American (\$500), All Conference (\$300), Captain (\$100), Member (\$40), Student (\$10)
- **Cage Club:** Gifts designated to support the women's basketball program. Championship Package (\$1,000), Bulldog Fanatic Package (\$500-\$999), Captains Package (\$200-\$499), Crimson and Gold Package (\$75-\$199), and Three Point Package (\$50-\$74)
- **Diamond Dawg Club:** Gifts designated to support the softball program. Champion (\$1,000), Coach (\$500-\$999), Captain (\$250-\$499), Gold (\$100-\$249) and Crimson (\$25-\$99)
- **Gridiron Club:** Gifts designated to support the football program. Champion (\$1,000), Gold (\$500-\$999) and Crimson (\$150-\$499)
- **Rebounders Club:** Gifts designated to support the men's basketball program. Individual (\$25) and Corporate (\$250)

FERRIS STATE UNIVERSITY CALENDAR

Fall Semester, 2004

Aug. 25-27	Registration
Aug. 30	Classes begin
Sept.6	Labor Day - no classes
Sept.7	Classes resume
Oct. 25	Mid-term grades due
Nov. 4	Last day for approved unqualified W grade
Nov. 25	Thanksgiving recess begins
Nov. 29	Classes resume
Dec. 10	Last day of classes
Dec. 13	Examination week begins
Dec. 17	Last day of examination week
Dec. 18	Fall Commencement

Winter Semester, 2005

Jan. 7-9	Registration
Jan. 12	Classes begin
Jan. 19	Martin Luther King Day - no classes
Mar. 6	Spring recess begins
Mar.15	Classes resume
Apr. 8	Easter recess begins
Apr. 12	Classes resume
April 30	Last day of classes
May 3	Examination week begins
May 7	Last day of examination week
May 8	Spring Commencement

Summer Semester, 2005

May 17	Registration
May 18	Classes begin
May 31	Memorial Day - no classes
June 1	Classes resume
July 5	Independence Day recess - no classes
Aug. 11	Last day of summer semester classes

Fall Semester, 2005

Aug. 25-27	Registration
Aug. 30	Classes begin
Sept.6	Labor Day - no classes
Sept.7	Classes resume
Oct. 25	Mid-term grades due
Nov. 4	Last day for approved unqualified W grade
Nov. 25	Thanksgiving recess begins
Nov. 29	Classes resume
Dec. 10	Last day of classes
Dec. 13	Examination week begins
Dec. 17	Last day of examination week
Dec. 18	Fall Commencement

GENERAL INFORMATION

TELEPHONE NUMBERS (frequently used)

The telephone number for the Ferris State switchboard is (231) 591-2000; the telephone operator can assist you. Most colleges, departments and offices also have their own numbers. The toll free number is 800-433-7747. Some frequently called numbers are listed below:

Academic Deans Offices

College of Allied Health Sciences.....	591-2270
College of Arts and Sciences	591-3661
College of Business	591-2420
College of Education & Human Services	591-3646
Michigan College of Optometry at F.S.U.....	591-3700
College of Pharmacy	591-3780
College of Technology.....	591-2890
University College.....	591-2428

Student Services

Admissions & Records	591-2100
Institutional Research & Testing.....	591-3628
Business Office.....	591-2125
Student Employment & Career Services.....	591-2685
Orientation	591-2105
Residential Life (Housing)	591-3745
Birkam Health Center	591-2614

General

Alumni Relations.....	591-2345
Athletic Department	591-2860
Library.....	591-3602
University Center for Extended Learning	591-2340
Public Safety.....	591-5000
Rankin Student Center	591-5916
Student Activities	591-5936
University Advancement & Marketing	591-3815

FSU-GR

616 - 451- 4777

Kendall College of Art & Design

616 - 451- 2787

Registrar	EXT 141
Admissions	EXT 109
Library.....	EXT 122
Student Business Services.....	EXT 113
Financial Aid	EXT 112
College Counselor	EXT 136

EDUCATIONAL GRANTS AND SCHOLARSHIPS

FEDERAL

The Federal Pell Grant
The Supplemental Educational Opportunity Grant

STATE

The Michigan Educational Opportunity Grant Program
The Michigan Adult Part-Time Grant Program

INSTITUTIONAL

Founder's Scholarship
President's Scholarship
Dean's Scholarship
Valedictorian/Salutatorian Award
Residential Life Scholarship

GRANTS AND SCHOLARSHIPS

1968 Football Scholarship
Abbott Laboratories Scholarship
Ability Scholarship
ACCA Past Presidents Council Scholarship
AITP Scholarship
Alumni Association Legacy
American Assoc. of HTG, REF and A/C Eng. Scholarship
American Foundation for Vision Awareness Scholarship
American Hotel Foundation Scholarship
American Professional Estimators Scholarship
American Society for Quality Control Scholarship
American Welding Society-District Eleven Scholarship
American Welding Society--Miami Scholarship
American Welding Society-Saginaw Scholarship
American Welding Society-West MI Scholarship
American Welding Society-National Named Scholarship
Amerikam Scholarship
Amy Ament Award
Applied Math/Act. Science Scholarship
ASHP Student Leadership Award
Architectural Building Products Scholarship
Blanche Arnold Scholarship
Athletic Grants (Individual Sports)
Automotive Aftermarket Industry Association Scholarship
Barnes & Noble Scholarship
Helen Bennett Memorial Award
The P. Berry Intensive English Scholarship
Big Rapids Garden Club Scholarship
Bishop Surveying Scholarship
George Marcus Bowlby for Non-trad. Students
Arthur Bradley Heavy Equipment Scholarship
Dick Brammer Scholarship
Robert Brand Memorial Scholarship
Robert J. Brauer Memorial Accountancy Award
Frederick Broemer Award
Brian & Grace Brown Scholarship
Curtis Brown Scholarship
Brudy Memorial Pharmacy Scholarship
Robert Buchdahl Memorial Award

Source: Financial Aid Office

2004 FIRST TIME FRESHMAN SCHOLARSHIPS			
<u>Scholarship</u>	<u># Awarded</u>	<u>Total Amount</u>	<u>Total Each</u>
Founder's	18	\$99,000	\$5,500
President's	36	\$162,000	\$4,500
Dean's	93	\$279,000	\$3,000
Residential Life	502	\$1,004,000	\$2,000

Robert Burtch Geodetic Surveying Scholarship
Wanda Butler Memorial Award
Cascade Engineering Annual Scholarship
Cadillac Area Human Assoc. Scholarship
Call Family Scholarship
Canteen Services Inc.
Capital Regional Community Foundation Scholarship
Coca-Cola/Crystal Mountain Scholarship
Community Based Scholarship
Roger & Debra Card Wildlife Scholarship
Rex Dew Memorial Textbook Foundation
John Celestino Endowed Scholarship
Brian Chapman Memorial Prof. Golf Mgmt. Scholarship
Chicago Rawhide Scholarship
Chrysler Apprenticeship Scholarship
The Elizabeth Claucherty Endowed Scholarship
CLS - Clinical Lab Sciences Scholarship
CM Industry Golf Outing Scholarship
CVS Pharmacy Award
Gilbert Cobb Scholarship
College of Business Leadership Scholarship
College of Education Alumni Scholarship
Commissioner Bailey Leadership Scholarship
Creswell, Mary Scholarship
Cummings Scholarship
Cummins Inc. Scholarship
Daudi Book Scholarship
Davenport, O. Foundation
DECA Scholarship
Stan Dean Memorial Endowed Scholarship
William E. Dengler Memorial Pharmacy Scholarship
Dental Health Professionals Dental Hyg Scholarship
Detroit Public Scholarship
Distinguished Zerocrats Scholarship
Dow Industrial Chemical Scholarship
Doctor of Pharmacy Scholarship
Dr. Ian Mathison Endowed Scholarship
J. P. Draugalis Endowment
Gregory Dreuth Memorial Scholarship
Dupont-Dow Elastomers Scholarship
Dykstra Food Service Scholarship

GENERAL INFORMATION

GRANTS AND SCHOLARSHIPS CONT.

E-Commerce Marketing Scholarship
Enterprise Book Scholarship
Entertainment Unlimited Scholarship
Esther Ewigleben Memorial Scholarship
Ewigleben Scholarship
Excellance Alliance Scholarship
The Dean and Mrs. Ben Fairman Scholarship Fund
The Federated Garden Clubs of Michigan Scholarship
Mary C. Feint Surveying Scholarship
FSU Alumni & Friends Scholarship
FSU Dining Service Scholarship
Ferris State University Scholarship
Fenn & Associates Surveying Scholarship
Finishmaster Automotive/Heavy Equipment Scholarship
Football Scholarship
Jerry and Mary Ford Scholarship
Ford Motor Company Scholarship
Fortune/Morlock Memorial Scholarship
Foundation for Excellance Scholarship
Freudenberg NOK Scholarship
Friar, Frances Memorial Scholarship
The Ernie Fuller Scholarship
Gary Trimarco Automotive Scholarship
W.S. Garrison Living Scholarship
Gerace Construction Co. Inc. Scholarship
Grigg Graphic Services Inc. Scholarship
Association of Golf Exhibitors Scholarship
Governors Career Scholarship
G.R. Printing Craftsmen Scholarship
Susan Greene Memorial Scholarship
David R. Greer Surveying Engineering Scholarship
HS Die Engineering, Inc.
Douglas Hagemann Scholarship
Hammer's 4-C's Award
Ed Harris Memorial Scholarship
Harper Wildern Pharmacy Scholarship
Mary Ann Hashimi Endowment
Head Golf Scholarship
Heat, Vent, AC, Engineering Scholarship
Willis J. Heyl Award in Pharmacognosy
Hoexum Scholarship
Orville C. Hoffman, Jr. Endowed Scholarship
George N. Holcomb Memorial Scholarship Fund
Home Builders of Mecosta County
Morris Hood Scholarship
Hospitality GALA-DECA Scholarship
Hospitality Management Scholarship
Hurst Mechanical, Inc./Refrigeration Engineering, Inc.
Independent Inc. Scholarship
J.B. Tierney Scholarship
Jack Marvel Surveying Scholarship
James Bolthouse Memorial Scholarship
Jenny Jacobs Softball Scholarship
Japenese Parent's Textbook Scholarship
Charles Jehnzen Scholarship
Joe Jemsek Scholarship
John Newell Scholarship
Jordan, R & A Scholarship
Jerry Jourdain Endowed Mem. Scholarship
Junior Achievement Scholarship
J.M. Juran Scholarship
K-Mart Pharmacy Scholarship
Victoria Kamm Scholarship
Gordon Kamstra Memorial Scholarship
Dee Kap Memorial Scholarship
Kearn's Educational Award
KEBS Incorporated Scholarship
Kelso-Battle Scholarship
Kiwanis, Charlotte Scholarship
Charles J. Kodis Advanced Indust'l Automation
Macomber/Atwell Hicks, Inc. Scholarship
The Maude Korstange Scholarship
Labroff Scholarship
Harry Larson Memorial Scholarship
Marty Lass Golf Scholarship
Jack and Karen LeBarre Scholarship
Lewis & Lewis Professional Surveying
Long Scholarship
Robert MacNally Award
The Ruby MacNeill Endowed Memorial
Donald and E. Lyle Magee Scholarship
Dr. Vijay Mahida Surveying Scholarship
Marco Family Foundation Grant
Marriot Golf Scholarship
Mich. Printing Week Assoc. Scholarship
Minnie Mould Marsh Endowed Scholarship
Stephen Edward Martin Memorial Award
McKesson Med Mgmt. Dean's Scholarship
The Julia B. McCormick Scholarship Fund
Mary McCorriston Child Development
Brian McDonald Scholarship
McCree Supplemental Scholarship
McNaughton/McKay Scholarship
Mechanical Service Contractors of America
Mecosta County Veterans Scholarship
Medicine Shoppe Scholarship

Source: Financial Aid Office

GENERAL INFORMATION

GRANTS AND SCHOLARSHIPS CONT.

Meijer Inc. Accountancy Scholarship
Meijer Inc. Pre-Senior Scholarship Award
Melling Memorial Scholarship
MFGE Scholarship
Michigan Adjusters Assoc. Scholarship
Michigan Air Conditioning Scholarship
Michigan Assoc. Pipe Trades Scholarship
Michigan Dairy/Kroger Scholarship
Michigan Mechanical Contractor Association Scholarship
Michigan Nursing Scholarship
Michigan Pharmacy Foundation Scholarship
Michigan Printing Week Assoc. Scholarship
Mid Michigan Engineering & Survey Co., Inc. Scholarship
Mid Michigan MSCA Scholarship
Mid Michigan Pharmacists Assoc. Scholarship
Minority Student Academic Opportunity
Moffett, R. FFA Scholarship
Moore & Bruggink Incorporated Scholarship
NA Heat-Air Conditioners Scholarship
NACDS Dean's Scholarship
National Guard Scholarship
National Service Education Scholarship
J. N. Nelson Family Scholarship
Jack M. Newcomb
New Horizon Scholarship
Northern Michigan Road Commission Scholarship
Oakland Area Scholarship
O'Brien, Quy Scholarship
Outer Drive Hospital Auxiliary Scholarship
Pfizer Scholarship
PGM Alumni Scholarship
PGA Diversity Scholarship
PGM Scholarship
P & S Local 190 Scholarship
PTM Scholarship
Warren C. & Beverly A. Parker Scholarship Endowment
The Perialas Challenge
Peticolas Mfg. Tool Scholarship
Pharmacists Mutual Scholarship Award
Pharmacy Alumni Scholarship
Pharmacy Dean's Scholarship
Pochahontas Foods USA Scholarship
Popovich Academic Scholarship
President's Invitational Scholarship
The David P. Prior Scholarship
The Allen Puterbaugh Scholarship
RC/FSU Dist. Alumni Scholarship
Mylo Ragan Endowed Scholarship
Rautiola PTM Scholarship
Raymond Kenyon Scholarship
Ed Redwood Scholarship
Refrigeration Engineering Inc. Scholarship
Geff Reinke Endowed Scholarship
Thomas Reuther Scholarship
Rhein Chemie Scholarship
Rite-Aid Junior Scholarship Award
Rick Carlton PTM Business Scholarship
Rick Rodenhouse Memorial Scholarship
Richard L. Rought Surveying Scholarship
Robert Brand Memorial Scholarship
Rowe Incorporated Scholarship
Rubber Tech Incentive Grant Scholarship
Rubber Mfg. Assoc. Scholarship
Rumsey Memorial Scholarship
Russell G. Merithew Scholarship
SOC Manufacturing Eng-CH 111
Safe Scholarship
Joseph D. Sasaki Scholarship Fund
Bill & Lynne Scheible Scholarship
H. & B. Schwarzbach Scholarship
John M. Sebold Memorial Scholarship
Jim Shane Scholarship
Mike Shira Health Systems Management
Shopko Pharmacy Scholarship Award
Sloan Trans. Prod. Heavy Equip. Scholarship
John R. Smith Mem Endowed Leadership
S/T Richard Larbroff Endowment Scholarship
Smith/Taylor/Malloy Scholarship
Thomas Sobota Memorial Scholarship
Society of Manufacturing Eng. Scholarship
Walter J. Stevenson Scholarship Fund
Study Abroad Scholarship
Student Senator Scholarship
George Storm Memorial Tech'l Teacher Ed
Harry S. Swartz Pharmacy Administration Award
Anne Szabunia Memorial Scholarship
TAC Automotive Group Scholarship
Target Scholarship

Source: Financial Aid Office

GENERAL INFORMATION

GRANTS AND SCHOLARSHIPS CONT.

Fred E. Taylor Endowed Scholarship
Thapa K. Surveying Scholarship
Three Rivers Construction Scholarship
Sherman Throop Memorial Scholarship
Tingley & Associates Scholarship
Toyota Higher Ed Program
C. Alan Tressler Memorial Scholarship Fund
Daniel Tyler Scholarship
Upper Division Academic Scholarship
Upper Peninsula MPA Scholarship
Urban Land Consultants Scholarship
Vanderlaan Leadership Award
Dr. Robert VanHoven Memorial Award
The Helen Ferris Vartan Scholarship Fund
Vision Service Plan Academic Scholarship
Walgreen Scholarship
Wal-Mart Pharmacy Scholarship
The Dr. Andrea L. Warfield Memorial Endowed Scholarship
Weeks-Lakin Optometry Scholarship
Dieter H. Weiss Award
West Michigan Credit Union Scholarship
West MI Mech. Contractors Scholarship
West Michigan Rubber Group Scholarship
Dean A. Whitehead Memorial Scholarship
Scott Whitener Memorial Scholarship
Wildern Family Scholarship
Woolpert LLP Scholarship
VanDuinen Memorial Scholarship
Zakov Family Endowed Scholarship
Zeiss, Carl Optical Scholarship

Source: Financial Aid Office

INSTITUTIONAL LOANS

Roger Allen Student Assistance Fund
Allied Health Loan
Alumni Loan
Roy Alvarado Memorial Loan Fund
Walter Armbruster Memorial Loan Fund
Asian Student Loan
Bernice Behrens Student Assistance Fund
George Berden Loan
Glenn C. Bond Memorial Loan Fund
Steve Bordano Memorial Loan Fund
Alden W. Brown Student Loan Fund
Fern & William Brown Loan Fund
A.G. Buchman Student Loan Fund
Robert and Gertrude Burns Memorial Loan Fund
Bush Memorial Loan Fund
College of Business Memorial Loan Fund
College of Business Student Emergency Loan Fund
Addie & Earl Campbell Memorial Loan Fund
Carlisle Memorial Fund
Carr/South Emergency Loan
Claus, Graduate Loan Fund
Lynn H. Cook Memorial Loan Fund
Lee W. Cookson Memorial Loan Fund
Frank Clark Loan
Cronk Loan
Perry Converse Loan
Cummings Loan
Matilda Ann Dell Pharmacy Student Loan Fund
Lowell DeMoss Memorial Student Loan Fund
David M. Denbrock Memorial Loan Fund
Dingman, William E. Loan
Discretionary Loan Fund
Richard Faber Loan
Carlton G. Ferris Student Loan Fund
M. Lewis Fishman Memorial Loan Fund
Walter H. Gillette Memorial Loan Fund
Graphic Art Loan Fund
Clyde C. Heinonen Memorial Loan Fund
Kurt Hellthaler Loan Fund
Fern R. Holden Student Loan Fund
Regina L. Stevenson Holt Memorial Loan Fund
Ansel C. Hook Memorial
Nancy Ingall Memorial Loan Fund
Jordan, R & A Loan
Kappa Alpha Psi Loan
Karlis K. Kazerovski Endowment Loan
Kuhlman/Greene Loan
Richard S. Labroff Loan
Will Lane Pharmacy Student Assistance Fund
Lithocrafters and Bookcrafters Loan Fund
Louis Legg Loan
Henry Lowsma Memorial Loan Fund

Geraldine Travis MacGregor Memorial Loan Fund
Herbert H. Martz Student Assistance fund for Pharmacy Students
Gerrit Masselink Memorial Loan Fund
Earl H. McCormick Memorial Loan Fund
Michigan Association of Educational Secretaries Memorial Loan Fund
MI Construction Equipment Dealer Loan
Michigan Pest Control Loan
MI State Federation of Women's Clubs Student Loan
William C. Moore Memorial Loan Fund
Richard J. and Marion Morley Memorial Loan Fund
James Morton Memorial Loan Fund
Northern Michigan Road Comm Assoc Loan Fund
Charles S. Neithercut Student Loan Fund
College of Optometry Student Emergency Loan Fund
Arthur E. Ormsbee Memorial Loan Fund
Jay Oviatt Pharmacy Student Loan Fund
Helena E. Paris Loan Fund
Perry Drug Stores, Inc. Loan Fund
College of Pharmacy Student Emergency Loan Fund
Dr. Ralph Pino Memorial Loan Fund
Albert Pisa Loan
Francis R. Piper Loan Fund
Orval Plank Memorial Loan Fund
Leon Probst Memorial Loan Fund
Dean Donald Rankin Loan Fund
Redman Agency Inc. Student Loan Fund
Dr. P & L Scholler Fund
V.R. Sines Memorial Fund
Max E. Smith Memorial Loan Fund
Ronald M. Solomon Memorial Loan Fund
Spathelf Loan
Special Loan Fund
Kenneth Spoerk Memorial Loan Fund
Carl Starkey Loan
Raymond W. Starr Student Loan Fund
Fred W. Swan Memorial Student Assistance Fund
Augusta Taisey memorial Loan Fund
Abigail Timme Endowed Student Loan Fund
Townsend and Buttum, Inc. Student Loan Fund
Rueben E. & Gertrude A. Trippensee Memorial Loan
Alma Lidell Tufveson Memorial Loan Fund
UMOI-United Migrants Loan
Veddar Loan
Roy Clark Vandercook Memorial Loan Fund
William C. Wolfinger Memorial Loan Fund
Wolverine Club Student Loan Fund
R.M. Wylie Student Loan Fund

Source: Investments/Grants Office/Financial Aid Office

Students / Enrollment

STUDENTS/ENROLLMENT

FALL 2004 ENROLLMENT BY STATE & BY COUNTRY

NON-RESIDENT STUDENTS BY STATE

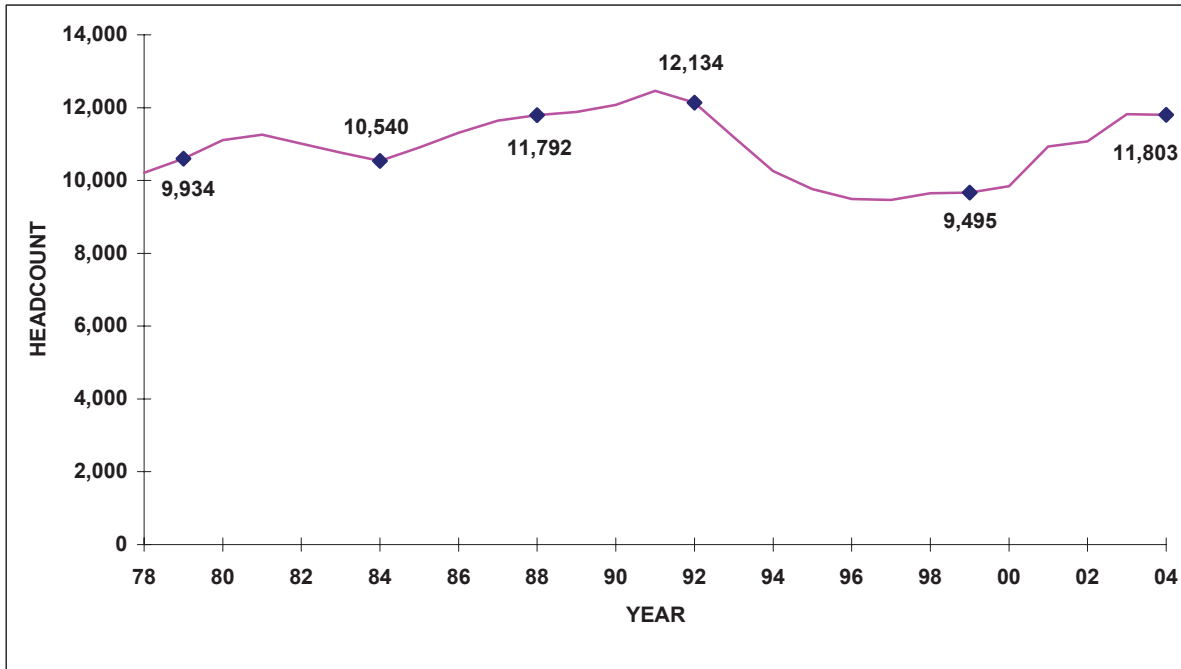
Alabama	2	Indiana	64	North Dakota	4	South Carolina	3
Arizona	2	Kansas	2	Nebraska	3	South Dakota	3
California	11	Louisiana	1	New Hampshire	4	Tennessee	1
Colorado	6	Massachusetts	8	New Jersey	3	Texas	6
Connecticut	2	Maine	2	Nevada	1	Utah	4
District of Columbia	1	Maryland	5	New York	14	Virginia	9
Florida	5	Minnesota	26	Ohio	59	Vermont	1
Georgia	2	Missouri	6	Oklahoma	4	Washington	6
Iowa	14	Mississippi	3	Oregon	4	Wisconsin	77
Idaho	2	Montana	2	Pennsylvania	7	Unknown	3
Illinois	180	North Carolina	10	Rhode Island	1		
						TOTAL	573
						TOTAL STATES	43

FOREIGN STUDENTS BY COUNTRY

<u>Africa</u>	<u>26</u>	<u>Asia</u>	<u>95</u>	<u>Europe</u>	<u>16</u>	<u>N. America</u>	<u>67</u>
Botswana	8	Malaysia	2	France	4	Canada	67
Kenya	3	Nepal	2	Netherlands	3		
Nigeria	3	Pakistan	1	Russia	1	South and	
Zambia	7	Thailand	13	Austria	1	<u>Central America</u>	<u>12</u>
Cameroon	1	Turkey	7	Czech Republic	1	Brazil	4
Egypt	1	Taiwan	5	Germany	4	Bolivia	1
Morocco	1	Republic of China	2	Sweden	1	Costa Rica	1
Zimbabwe	1	Republic of Korea	12	United Kingdom	1	Columbia	1
South Africa	1	Vietnam	6			Ecuador	1
		Hong Kong	4	<u>Middle East</u>	<u>20</u>	Honduras	1
		Indonesia	1	Kuwait	5	Mexico	2
		India	23	Jordan	1	Venezuela	1
		Japan	16	Lebanon	1		
		Uzbekistan	1	Israel	1		
				Saudi Arabia	11		
				Syria	1		
						TOTAL	236
						TOTAL COUNTRIES	46

Source: Office of Institutional Research & Testing

TOTAL HEADCOUNT ENROLLMENT



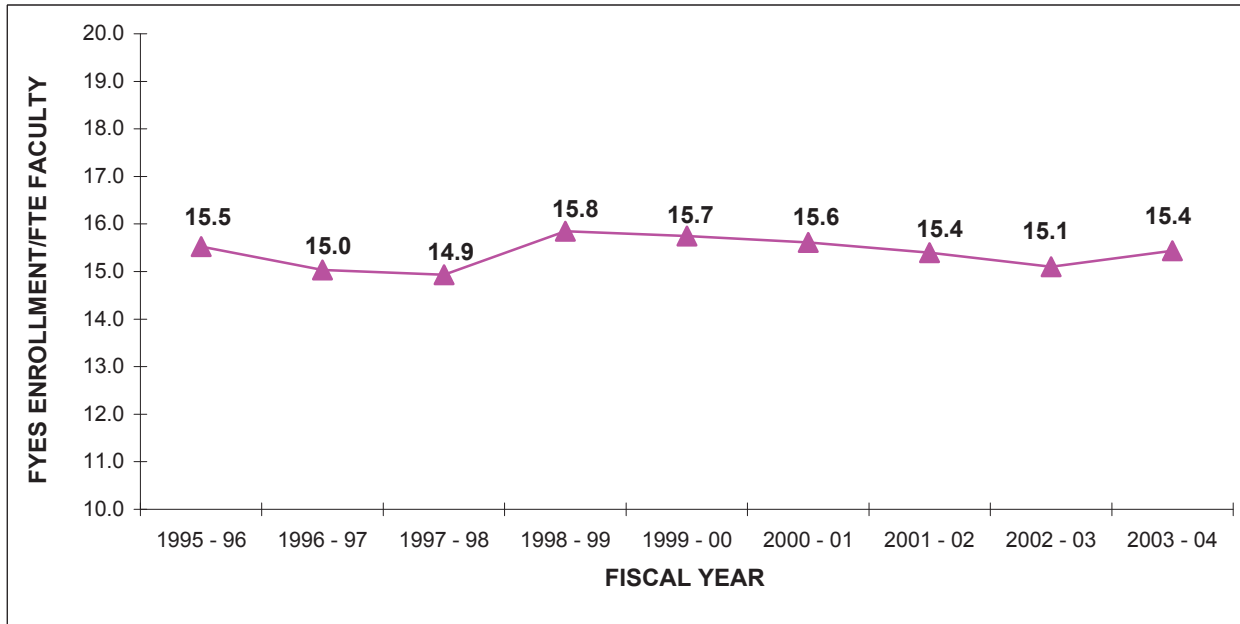
FALL ENROLLMENT 1975 - 2004

1975	9,460	1990	12,076
1976	9,934	1991	12,461
1977	9,965	1992	12,134
1978	10,208	1993	11,188
1979	10,596	1994	10,258
1980	11,112	1995	9,767
1981	11,261	1996	9,495
1982	11,008	1997	9,468
1983	10,767	1998	9,651
1984	10,540	1999	9,668
1985	10,909	2000	9,847
1986	11,310	2001	10,930
1987	11,643	2002	11,074
1988	11,792	2003	11,822
1989	11,878	2004	11,803

Source: Office of Institutional Research and Testing

STUDENTS/ENROLLMENT

FULL YEAR EQUATED STUDENT (FYES) ENROLLMENT PER FULL TIME EQUATED (FTE) FACULTY 1995-96 to 2003-04



STUDENT - FACULTY RATIO

	<u>FYES</u>	<u>FTE</u>
1995 - 96	8,434	543.23
1996 - 97	8,229	547.29
1997 - 98	8,164	546.70
1998 - 99	8,510	537.07
1999 - 00	8,527	541.55
2000 - 01	8,977	575.11
2001 - 02	9,568	622.23
2002 - 03	9,841	653.82
2003 - 04	10,340	669.70

Source: State of Michigan HEIDI Database, Budget Office

STUDENTS/ENROLLMENT

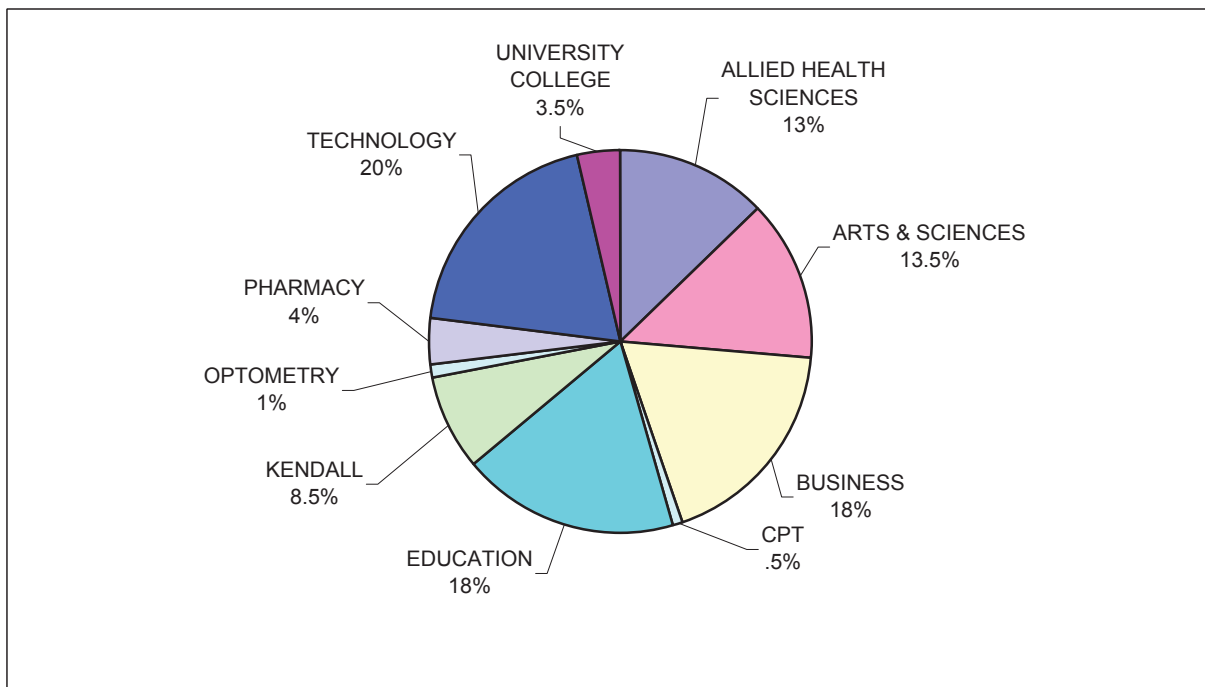
5-YEAR ENROLLMENT BY COLLEGE FALL SEMESTER

<u>COLLEGE</u>	<u>2000-01</u>	<u>2001-02</u>	<u>2002-03</u>	<u>2003-04</u>	<u>2004-05</u>
ALLIED HEALTH SCIENCES	982	1,155	1,245	1,505	1,522
ARTS & SCIENCES	1,236	1,333	1,423	1,541	1,592
BUSINESS	2,484	2,559	2,350	2,209	2,151
COLLEGE OF PROF & TECH STUDIES	0	0	3	37	108
EDUCATION & HUMAN SERVICES	1,689	1,847	2,068	2,213	2,179
KENDALL COLLEGE OF ART & DESIGN	0	764	855	924	931
MICHIGAN COLLEGE OF OPTOMETRY	131	133	127	131	131
PHARMACY	412	410	368	444	456
TECHNOLOGY	2,356	2,311	2,261	2,382	2,317
UNIVERSITY COLLEGE	557	418	374	436	416
TOTAL	9,847	10,930	11,074	11,822	11,803

Source: Office of Institutional Research and Testing

STUDENTS/ENROLLMENT

PERCENT OF STUDENTS BY COLLEGE FALL SEMESTER 2004



STUDENT ENROLLMENT BY COLLEGE

ALLIED HEALTH SCIENCES	1,522
ARTS & SCIENCES	1,592
BUSINESS	2,151
COLLEGE OF PROF & TECH STUDIES	108
EDUCATION & HUMAN SERVICES	2,179
KENDALL COLLEGE OF ART & DESIGN	931
MICHIGAN COLLEGE OF OPTOMETRY	131
PHARMACY	456
TECHNOLOGY	2,317
UNIVERSITY COLLEGE	416
TOTAL	11,803

Source: Office of Institutional Research and Testing

STUDENTS/ENROLLMENT

ENROLLMENT SUMMARY FALL 2004

	<u>FULL-TIME</u>		<u>PART-TIME</u>		<u>TOTAL</u>
UNDERGRADUATE STUDENTS	8,470	79%	2,241	21%	10,711
GRADUATE STUDENTS	130	26%	375	74%	505
FIRST PROFESSIONAL STUDENTS	577	98%	10	2%	587
ALL STUDENTS	9,177	78%	2,626	22%	11,803

	<u>MEN</u>		<u>WOMEN</u>		<u>TOTAL</u>
TOTAL FULL-TIME	4,967	54%	4,210	46%	9,177
TOTAL PART-TIME	1,186	45%	1,440	55%	2,626
TOTALS	6,153	52%	5,650	48%	11,803

	<u>FALL 2002</u>	<u>FALL 2003</u>	<u>FALL 2004</u>
FTIAC'S ** (First Time In Any College)	2,178	2,366	2,071
READMITS	304	338	336
TRANSFERS	1,145	1,330	1,301
CONTINUING	7,447	7,788	8,095
TOTAL	11,074	11,822	11,803

** Includes all students, F-T, P-T, degree seeking and non-degree seeking.

<u>FRESHMAN</u>	<u>FALL 2002</u>	<u>FALL 2003</u>	<u>FALL 2004</u>
APPLIED	7,668	12,184	11,166
ACCEPTED	5,686	8,951	5,516
ENROLLED	2,178	2,366	2,071
RATIO of ACCEPTED to ENROLLED	0.38	0.26	0.38

	<u>FALL 2002</u>	<u>FALL 2003</u>	<u>FALL 2004</u>
TOTAL	11,074	11,822	11,803
OFF CAMPUS	1,311	1,542	1,592
ON CAMPUS	9,763	10,280	10,211
KENDALL	855	924	931
BIG RAPIDS	8,908	9,356	9,280
IN RESIDENCE HALLS	3,776	3,837	3,631
IN APARTMENTS	386	386	412
COMMUTERS	4,746	5,133	5,237

Source: Office of Institutional Research and Testing

STUDENTS/ENROLLMENT

COMPARATIVE ENROLLMENT REPORT BY COLLEGE

<u>COLLEGE</u>	<u>MEN</u>	<u>WOMEN</u>	<u>2003 TOTAL</u>	<u>2004 TOTAL</u>
ALLIED HEALTH SCIENCES	246	1,276	1,505	1,522
Associate Degree	158	899	1,027	1,057
Bachelor Degree	80	321	408	401
Certificate	4	36	59	40
Master's Degree	0	10	0	10
Undeclared Major	4	10	11	14
ARTS & SCIENCES	588	1,004	1,541	1,592
Associate Degree	304	415	725	719
Bachelor Degree	246	519	673	765
Undeclared Major	38	70	143	108
BUSINESS	1,270	881	2,209	2,151
Associate Degree	117	139	304	256
Bachelor Degree	1,057	662	1,737	1,719
Certificate	0	0	2	0
Masters Degree	67	48	121	115
Undeclared Major	29	32	45	61
COLLEGE OF PROF & TECH STUDIES	95	13	37	108
Bachelor Degree	93	12	37	105
Undeclared Major	2	1		3
EDUCATION & HUMAN SERVICES	1,006	1,173	2,213	2,179
Associate Degree	223	149	416	372
Bachelor Degree	604	771	1,375	1,375
Certificate	1	0		1
Masters Degree	117	166	261	283
Spec. Stu. (non-degree cert.)	25	22	59	47
Undeclared Major Grad.	23	51	79	74
Undeclared Major U.G.	13	14	23	27
KENDALL COLLEGE OF ART & DESIGN	360	571	924	931
Bachelor Degree	334	515	868	849
Masters Degree	7	16	18	23
Spec. Stu. (non-degree cert.)	6	24	26	30
Undeclared	13	16	12	29
MICHIGAN COLLEGE OF OPTOMETRY	42	89	131	131
O.D. Degree	42	89	131	131
PHARMACY	190	266	444	456
Pharm D Degree	190	266	444	456
TECHNOLOGY	2,138	179	2,382	2,317
Associate Degree	1,004	80	1,121	1,084
Bachelor Degree	1,108	92	1,209	1,200
Certificate	8	1	24	9
Undeclared Major	18	6	28	24
UNIVERSITY COLLEGE	218	198	436	416
Associate Degree	175	144	352	319
Undeclared Major	43	54	84	97
TOTAL	6,153	5,650	11,822	11,803

Source: Office of Institutional Research and Testing/REGR 4

STUDENTS/ENROLLMENT

SCH/FTE/FYES

Student Credit Hours (SCH) Produced By Student Level

Fall Semester	Undergrad	Graduate	1st Prof	Total
2000	116,193.0	1,983.0	5,204.0	123,380.0
2001	126,089.0	2,306.0	6,977.0	135,372.0
2002	128,378.0	2,365.0	8,515.0	139,258.0
2003	134,923.0	2,934.0	9,700.0	147,557.0
2004	135,193.0	3,091.0	9,827.0	148,111.0

Full-Time Equated Student (FTE) By Student Level

Fall Semester	Undergrad	Graduate	1st Prof	Total
2000	7,746	165	292	8,203
2001	8,406	192	412	9,010
2002	8,559	197	495	9,251
2003	8,995	245	575	9,815
2004	9,013	258	587	9,858

Source: Office of Institutional Research and Testing

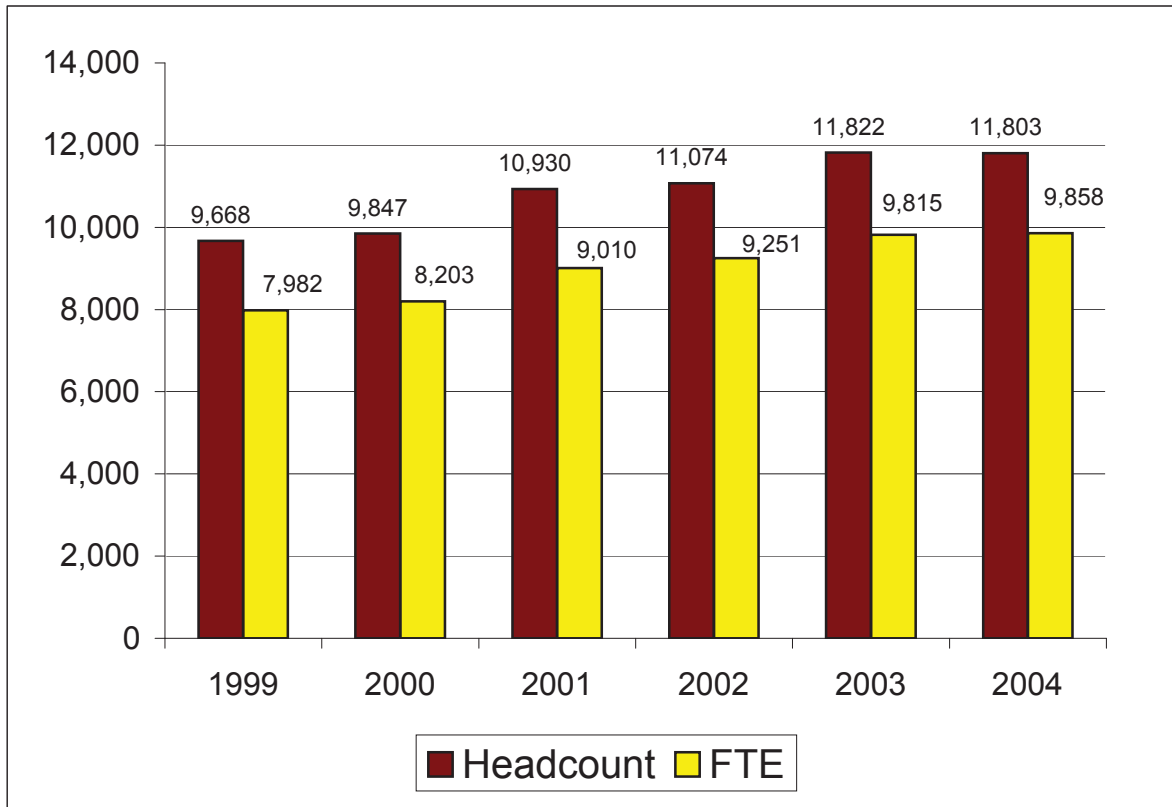
Full-Year Equated Student (FYES)

Academic Year	FYES
99/00	8,527
00/01	8,977
01/02	9,568
02/03	9,841
03/04	10,340

Source: State of Michigan HEIDI Database, Appendix A, Budget Office

STUDENTS/ENROLLMENT

TOTAL FALL HEADCOUNT ENROLLMENT COMPARED TO FTE



<u>Fall Semester</u>	<u>Headcount</u>	<u>FTE</u>
1999	9,668	7,982
2000	9,847	8,203
2001	10,930	9,010
2002	11,074	9,251
2003	11,822	9,815
2004	11,803	9,858

Source: Office of Institutional Research and Testing

COMPARATIVE ENROLLMENT BY RACE/ETHNIC ORIGIN

	2003		2004		DIFFERENCE
	TOTAL		TOTAL		
AMERICAN INDIAN/ALASKAN NATIVE	86	1%	98	1%	12
ASIAN OR PACIFIC ISLANDER	218	2%	203	2%	-15
BLACK	809	7%	755	6%	-54
FOREIGN	274	2%	239	2%	-35
HISPANIC	155	1%	150	1%	-5
WHITE	9,287	79%	9,156	78%	-131
UNREPORTED	993	8%	1,202	10%	209
TOTAL	11,822		11,803		-19

The following definitions are used in determining racial/ethnic designations:

American Indian or Alaskan Native:

A person having origins in any of the original peoples of North America.

Asian or Pacific Islander:

A person having origins in any of the original peoples of the Far East, Southeast Asia, the Indian Subcontinent or the Pacific Islands.

Black (not of Hispanic Origin):

A person having origins in any of the black racial groups of Africa.

Foreign:

A person who is not a citizen of the United States, and who is in this country on a temporary basis and does not have a right to remain indefinitely.

Hispanic:

A person of Mexican, Puerto Rican, Cuban, Central or South American or other Spanish culture or origin.

White (not of Hispanic origin):

A person having origins in any of the original peoples of Europe, North Africa or the Middle East.

Source: Office of Institutional Research and Testing

STUDENTS/ENROLLMENT

ETHNIC DISTRIBUTION BY COLLEGE FALL 2004 ENROLLMENT

<u>COLLEGE</u>	American Indian/Native <u>Alaskan</u>	Asian or Pacific <u>Islander</u>	<u>Black</u>	<u>Foreign</u>	<u>Hispanic</u>	<u>White</u>	Not Reported	<u>Total</u>
<u>Allied Health Sciences</u>								
Female	13	17	81	8	14	1,015	128	1,276
Male	4	3	12	1	5	203	18	246
Total	17	20	93	9	19	1,218	146	1,522
<u>Arts & Sciences</u>								
Female	3	33	91	20	13	788	56	1,004
Male	9	18	46	24	8	449	34	588
Total	12	51	137	44	21	1,237	90	1,592
<u>Business</u>								
Female	9	17	83	28	8	645	91	881
Male	8	21	78	55	15	982	111	1,270
Total	17	38	161	83	23	1,627	202	2,151
<u>College of Prof & Tech Studies</u>								
Female	0	0	0	0	0	8	5	13
Male	1	1	1	0	1	53	38	95
Total	1	0	0	0	0	61	43	108
<u>Education & Human Services</u>								
Female	14	7	114	5	12	914	107	1,173
Male	9	3	78	7	21	795	93	1,006
Total	23	10	192	12	33	1,709	200	2,179
<u>Kendall College of Art and Design</u>								
Female	4	6	7	5	8	353	188	571
Male	2	6	11	6	6	228	101	360
Total	6	12	18	11	14	581	289	931
<u>Michigan College of Optometry</u>								
Female	1	8	2	0	0	76	2	89
Male	0	1	0	2	1	36	2	42
Total	1	9	2	2	1	112	4	131
<u>Pharmacy</u>								
Female	3	17	3	12	2	211	18	266
Male	0	13	1	8	1	152	15	190
Total	3	30	4	20	3	363	33	456
<u>Technology</u>								
Female	2	1	15	5	5	136	15	179
Male	12	25	59	36	23	1,830	153	2,138
Total	14	26	74	41	28	1,966	168	2,317
<u>University College</u>								
Female	1	5	38	6	4	132	12	198
Male	3	1	35	12	3	150	14	218
Total	4	6	73	18	7	282	26	416
Total Female	50	111	434	89	66	4,278	622	5,650
Total Male	48	92	321	151	84	4,878	579	6,153
Total	98	203	755	240	150	9,156	1,201	11,803

Source: Office of Institutional Research and Testing

STUDENTS/ENROLLMENT

ENROLLMENT BY PROGRAM FALL SEMESTER

COLLEGE	2000/01	2001/02	2002/03	2003/04	2004/05
ALLIED HEALTH SCIENCES					
HEALTH MANAGEMENT					
Environmental Health & Safety Management	39	38	26	25	20
Environmental Health & Safety Technology	0	1	0	2	2
Health Care Systems Administration	53	46	74	77	124
Medical Record Administration	17	15	19	28	33
Medical Record Technology	23	21	25	24	37
On-Campus Total	132	121	144	156	216
OFF-CAMPUS					
Coding/Reimbursement Specialist Cert	35	85	56	57	32
Environmental Health & Safety Management	0	1	1	18	21
Environmental Health & Safety Technology AAS	0	13	15	0	0
Environmental Health & Safety Technology Cert	0	0	1	2	0
Health Care Systems Administration	4	6	12	9	12
Medical Record Administration	0	2	3	10	15
Medical Record Technology	7	15	37	68	66
Phlebotomy	0	0	0	0	8
Off-Campus Total	46	122	125	164	154
<i>DEPARTMENT TOTAL</i>	178	243	269	320	370
HEALTH RELATED					
Diagnostic Medical Sonography	0	25	41	36	33
Medical Laboratory Technology	4	8	7	10	8
Medical Technology	35	33	32	33	29
Nuclear Medicine Technology AAS	37	40	43	57	56
Nuclear Medicine Technology BS	18	21	13	11	7
Opticianry	15	8	1	0	0
Radiography	107	91	90	98	94
Respiratory Care	25	14	12	15	33
On-Campus Total	241	240	239	260	260
OFF-CAMPUS					
Respiratory Care	0	0	0	21	18
Off-Campus Total	0	0	0	21	18
<i>DEPARTMENT TOTAL</i>	241	240	239	281	278
NURSING & DENTAL HYGIENE					
Dental Hygiene	113	103	104	112	113
Nursing AAS	48	62	56	68	96
Master of Science in Nursing	0	0	0	0	10
On-Campus Total	161	165	160	180	219
OFF-CAMPUS					
Nursing BSN	148	192	176	185	126
Off-Campus Total	148	192	176	185	126
<i>DEPARTMENT TOTAL</i>	309	357	336	365	345

STUDENTS/ENROLLMENT

ENROLLMENT BY PROGRAM FALL SEMESTER

COLLEGE	2000/01	2001/02	2002/03	2003/04	2004/05
ALLIED HEALTH SCIENCES					
PRE-ALLIED HEALTH *					
Pre-Dental Hygiene	95	129	113	128	112
Pre-Diagnostic Medical Sonography	0	7	18	39	25
Pre-Environmental Health & Safety Management	3	1	1	2	0
Pre-Health Care Systems Administration	1	1	1	2	8
Pre-Medical Laboratory Technology	3	6	12	4	2
Pre-Medical Record Technology	0	1	1	3	6
Pre-Medical Record Administration	0	1	1	2	1
Pre-Medical Technology	4	4	8	6	3
Pre-Nuclear Medicine 2-Yr	8	11	32	46	51
Pre-Nuclear Medicine 4-Yr	0	0	1	0	2
Pre-Nursing	93	113	146	196	179
Pre-Opticianry	3	0	0	0	0
Pre-Radiography	28	26	40	82	114
Pre-Respiratory Care	14	9	13	18	12
<i>TOTAL</i>	252	309	387	528	515
UNDECLARED OFF-CAMPUS	2	6	14	11	14
ON-CAMPUS TOTAL	786	835	930	1,124	1,210
OFF-CAMPUS TOTAL	196	320	315	381	312
COLLEGE TOTAL	982	1,155	1,245	1,505	1,522

* These curricula are a subset of the base programs and are utilized by students who are academically admissible and are waiting to enter the technical phase of the program or by students who are fulfilling academic requirements for program admission.

Source: Office of Institutional Research and Testing

STUDENTS/ENROLLMENT

ENROLLMENT BY PROGRAM FALL SEMESTER

COLLEGE	2000/01	2001/02	2002/03	2003/04	2004/05
ARTS & SCIENCES					
BIOLOGICAL SCIENCES					
Applied Biology	48	52	51	64	65
Applied Biology/Environmental Biology Track	5	4	8	10	13
Applied Biology/Forensic Biology Track	0	0	0	17	51
Applied Biology/Pre-Dentistry Track	16	12	23	22	23
Applied Biology/Pre-Medicine Track	53	58	50	48	43
Applied Biology/Pre-Physical Therapy Track	14	15	12	11	22
Applied Biology/Pre-Veterinary Medicine Track	12	12	17	13	14
Applied Biology/Sports Medicine Track	1	0	0	0	0
Applied Biology/Vision Science Track	0	0	1	1	0
Biochemistry	0	0	0	0	5
Biology	0	0	6	11	8
Biotechnology	29	27	38	36	44
Chemistry	0	0	2	12	11
Ornamental Horticulture	38	33	30	26	24
<i>DEPARTMENT TOTAL</i>	216	213	238	271	323
HUMANITIES					
Applied Speech Communication AA	9	4	9	3	2
Applied Speech Communication BS	45	48	47	44	52
Communication	0	0	9	25	29
History	0	0	17	18	18
<i>DEPARTMENT TOTAL</i>	54	52	82	90	101
LANGUAGES & LITERATURE					
English	0	0	2	0	0
English Composition	0	0	4	7	5
English Literature	0	0	11	20	24
Intensive English Program *	49	0	0	0	0
Technical & Professional Communication	24	25	22	11	12
Tech & Prof Comm/Computer Information Track	1	0	0	0	0
Tech & Prof Comm/Multi Media Writing Track	1	0	0	0	0
Tech & Prof Comm/Technical Journalism Track	8	5	4	6	7
<i>DEPARTMENT TOTAL</i>	83	30	43	44	48
MATHEMATICS					
Applied Mathematics	5	5	4	7	11
Applied Mathematics/Actuarial Science Track	8	8	9	5	2
Applied Mathematics/Computer Science Track	4	8	12	12	15
Applied Mathematics/Statistics Track	2	0	2	1	1
Mathematics	0	0	1	4	5
Math/Science Technology Center	0	0	0	0	9
<i>DEPARTMENT TOTAL</i>	19	21	28	29	43
PHYSICAL SCIENCES					
Industrial Chemistry Technology	12	15	10	6	6
<i>DEPARTMENT TOTAL</i>	12	15	10	6	6

*Intensive English Program moved to the University College effective Winter 2001

Source: Office of Institutional Research and Testing

STUDENTS/ENROLLMENT

ENROLLMENT BY PROGRAM FALL SEMESTER

COLLEGE	2000/01	2001/02	2002/03	2003/04	2004/05
ARTS & SCIENCES					
SOCIAL SCIENCES					
Psychology	35	61	73	86	97
Public Administration	45	42	44	38	35
Social Work	100	86	81	103	106
Sociology	0	0	4	6	11
On-Campus Total	180	189	202	233	249
OFF-CAMPUS					
Social Work	39	41	26	32	33
Off-Campus Total	39	41	26	32	33
<i>DEPARTMENT TOTAL</i>	219	230	228	265	282
PRE-PROF NON-SCIENCES					
Liberal Arts	43	60	79	46	33
Pre-Art	0	0	0	0	2
Pre-Law	36	43	25	21	10
Pre-Public Administration	1	0	0	0	4
Pre-Social Work	29	22	14	14	9
Pre-Technical Communications	3	4	3	1	0
<i>TOTAL</i>	112	129	121	82	58
PRE-PROF SCIENCE					
Pre-Engineering	6	2	4	4	2
Pre-Mortuary Science	5	4	7	7	3
Pre-Optometry	86	88	80	82	88
Pre-Pharmacy	190	246	325	397	441
Pre-Psychology 2-Yr	17	53	52	27	13
Pre-Psychology 4-Yr	2	0	0	0	0
Pre-Science	80	102	83	92	82
<i>TOTAL</i>	386	495	551	609	629
Bachelor of Arts	0	10	0	0	0
Evening College - On Campus	0	0	0	0	0
Fast Track - On Campus	114	117	108	101	97
Integrative Studies	0	0	1	2	3
Undeclared - On Campus	19	13	11	13	0
Fast Track - Off Campus	0	0	0	26	0
Undeclared - Off Campus	2	8	2	3	2
ON-CAMPUS TOTAL	1,195	1,284	1,395	1,480	1,554
OFF-CAMPUS TOTAL	41	49	28	61	38
COLLEGE TOTAL	1,236	1,333	1,423	1,541	1,592

Source: Office of Institutional Research and Testing

STUDENTS/ENROLLMENT

ENROLLMENT BY PROGRAM FALL SEMESTER

COLLEGE	2000/01	2001/02	2002/03	2003/04	2004/05
BUSINESS					
ACCOUNTING, FINANCE, ECONOMICS, & STATISTICS*					
Accountancy (Public Acct Track) B.E.S.T.	1	0	0	0	12
Accountancy BS	88	75	77	81	71
Accountancy AAS	4	11	11	11	0
Accountancy CIS	17	17	13	9	8
Accountancy Finance	12	9	7	7	13
Finance **	0	0	0	35	38
Finance/Investment Concentration	0	0	0	0	1
On-Campus Total	122	112	108	143	143
OFF-CAMPUS					
Accountancy BS	5	4	2	0	43
Accountancy Transfer	41	38	40	44	0
Off-Campus Total	46	42	42	44	43
<i>DEPARTMENT TOTAL</i>	168	154	150	187	186
COLLEGE OF BUSINESS GRADUATE PROGRAMS					
Information Systems Management	59	81	59	39	37
Information Systems Management Cond	47	61	17	12	2
Master of Business Administration	0	0	0	24	30
On-Campus Total	106	142	76	75	69
OFF-CAMPUS					
Master of Business Administration	0	0	0	11	26
Information Systems Management	29	37	40	28	16
Information Systems Management Cond	11	19	16	7	4
Off-Campus Total	40	56	56	46	46
<i>DEPARTMENT TOTAL</i>	146	198	132	121	115
COMPUTER INFORMATION SYSTEMS *					
Computer Information Systems BS	302	310	224	186	136
Computer Information Systems AAS	6	20	22	19	21
Computer Information Systems BS Transfer	1	1	1	0	0
Computer Literacy	0	1	0	0	0
CIS Management	11	9	3	2	0
CIS Marketing	5	4	1	1	1
On-Campus Total	325	345	251	208	158
OFF-CAMPUS					
Computer Information Systems BS	69	55	46	51	48
GUI Programming Certificate	0	0	12	1	0
Off-Campus Total	69	55	58	52	48
<i>DEPARTMENT TOTAL</i>	394	400	309	260	206

* Department reorganization effective Summer 2000

** Finance moved from Management Dept. effective Summer 2003

Source: Office of Institutional Research and Testing

STUDENTS/ENROLLMENT

ENROLLMENT BY PROGRAM FALL SEMESTER

COLLEGE	2000/01	2001/02	2002/03	2003/04	2004/05
BUSINESS					
MANAGEMENT					
Business Administration	201	251	230	206	219
Business Administration Transfer	2	2	0	0	0
Business Admin/Legal Assisting	0	11	20	23	14
Business Admin w/ Legal Studies	0	0	0	16	39
Finance **	36	47	35	0	0
General Business	143	132	83	82	72
General Business Certificate	0	0	0	0	0
General Business Transfer	0	5	0	0	0
Hotel Mgmt/Rest.& Food Ind. Mgmt	0	0	0	0	2
Human Resource Management	48	48	36	23	20
Insurance	8	5	1	1	0
Insurance/Real Estate	4	4	0	0	0
Integrated Resource Management	6	7	9	5	0
International Business	37	30	28	26	28
International Business Studies Cert	0	0	1	1	0
Legal Assistant	21	22	17	10	1
Legal Studies	0	0	0	4	12
Management	59	52	42	41	20
Management Transfer	0	0	0	0	0
Operations Management	0	0	0	0	0
Operations and Supply Management	0	0	0	2	5
Pre-Business	0	0	104	43	11
Real Estate	8	1	0	0	0
Resort Management	13	17	24	36	47
Small Business & Entrepreneurship	0	0	30	52	51
Small Business Management Cert	1	0	0	0	0
Small Business Management	38	29	32	15	8
Small Business Management Trans	4	1	0	0	0
On-Campus Total	629	664	692	586	549
OFF-CAMPUS					
Business Administration	1	0	0	0	109
Business Administration Transfer	101	98	97	92	0
International Business Studies Cert	0	1	0	0	0
Off-Campus Total	102	99	97	92	109
 <i>DEPARTMENT TOTAL</i>	 731	 763	 789	 678	 658

** Finance moved to AFEC Dept. effective Summer 2003

Source: Office of Institutional Research and Testing

STUDENTS/ENROLLMENT

ENROLLMENT BY PROGRAM FALL SEMESTER

COLLEGE	2000/01	2001/02	2002/03	2003/04	2004/05
BUSINESS					
MARKETING					
Advertising	86	65	61	66	64
Advertising Transfer	1	0	0	0	0
E-Business Cert	0	1	0	0	0
E-Commerce BS	0	0	1	2	1
E-Commerce Certificate	0	0	1	0	0
Hotel Management	20	15	9	13	13
Marketing 4-Yr	136	144	119	118	127
Marketing Sales	0	0	0	0	0
Music Industry Management	59	99	116	113	124
Pre-Professional Golf Management	37	58	25	40	26
Pre-Visual Design & Web Media	0	0	1	1	1
Professional Golf Management	297	298	286	281	283
Professional Tennis Management	70	75	59	50	52
Public Relations	55	64	69	64	58
Restaurant & Food Industry Mgmt	40	41	38	38	39
Retailing AAS	2	0	0	0	0
Retailing BS	5	3	0	0	0
Pre-Visual Communications	0	0	0	0	0
Visual Communications AAS	121	44	8	0	0
Visual Communications BS	44	46	21	0	0
Visual Design and Web Media AAS	0	55	87	96	87
Visual Design and Web Media BS	0	0	21	35	50
On-Campus Total	973	1,008	922	917	925
OFF-CAMPUS					
Advanced Studies in Global Logistics	14	4	6	0	0
Marketing Transfer	6	0	2	0	0
Marketing	0	1	0	0	0
Multimedia Production Certificate	3	0	0	0	0
Off-Campus Total	23	5	8	0	0
<i>DEPARTMENT TOTAL</i>	996	1,013	930	917	925
UNDECLARED - OFF CAMPUS	40	31	40	45	61
INTEGRATIVE STUDIES	0	0	0	1	0
ON-CAMPUS TOTAL	2,156	2,271	2,049	1,930	1,844
OFF-CAMPUS TOTAL	328	288	301	279	307
COLLEGE TOTAL	2,484	2,559	2,350	2,209	2,151
COLLEGE OF PROFESSIONAL & TECH STUDIES					
Digital Animation & Game Design	0	0	0	22	71
Fast Track	0	0	0	0	2
GR High School Course Offerings	0	0	0	0	1
Industrial Technology & Management	0	0	3	15	34
COLLEGE TOTAL	0	0	3	37	108

Source: Office of Institutional Research and Testing

STUDENTS/ENROLLMENT

ENROLLMENT BY PROGRAM FALL SEMESTER

COLLEGE	2000/01	2001/02	2002/03	2003/04	2004/05
EDUCATION & HUMAN SERVICES					
EARLY CHILDHOOD EDUCATION					
Child Development	54	2	0	0	0
Early Childhood Education	0	33	39	37	32
<i>DEPARTMENT TOTAL</i>	54	35	39	37	32
LEISURE STUDIES & WELLNESS					
Recreation Leadership & Management	65	61	60	66	73
<i>DEPARTMENT TOTAL</i>	65	61	60	66	73
SCHOOL OF CRIMINAL JUSTICE					
Criminal Justice	208	198	184	208	213
Pre-Criminal Justice AA	297	326	327	331	289
Master Criminal Justice Administration	27	29	28	24	22
On-Campus Total	532	553	539	563	524
OFF-CAMPUS					
Criminal Justice	35	58	86	100	130
Master Criminal Justice Administration	23	27	18	20	25
Off-Campus Total	58	85	104	120	155
<i>DEPARTMENT TOTAL</i>	590	638	643	683	679
SCHOOL OF EDUCATION					
Allied Health Education	3	4	7	5	4
Art Education	0	0	0	0	1
Biology Education	46	43	38	30	24
Business Education	41	38	32	23	26
Career and Tech. Education	0	0	0	0	31
Certification	13	31	31	23	17
Certification Graduate	0	2	1	1	4
Chemistry Education	11	13	16	14	10
Curriculum and Instruction	37	26	35	47	41
Elementary Education	110	263	358	392	361
English Education	150	125	125	103	80
History Education	0	0	0	0	50
Master Career/Technical Edu	21	27	28	37	0
Master Career/Technical Edu Prov	2	5	4	4	0
Mathematics Education	59	50	61	63	63
Pre-Teaching Elementary	55	27	20	15	15
Pre-Teaching Secondary	53	35	34	33	36
Social Studies	0	0	25	61	33
Technical Education	31	30	33	30	31
Training in Business & Industry	2	1	2	1	0
Wage Earning Home Economics	4	6	4	1	1
On-Campus Total	638	726	854	883	828

Source: Office of Institutional Research and Testing

STUDENTS/ENROLLMENT

ENROLLMENT BY PROGRAM FALL SEMESTER

COLLEGE	2000/01	2001/02	2002/03	2003/04	2004/05
EDUCATION & HUMAN SERVICES					
SCHOOL OF EDUCATION Cont.					
OFF-CAMPUS					
Allied Health Education	6	2	5	5	7
Biology Education	4	2	5	6	2
Business Education	13	11	17	10	8
Career and Tech. Education	0	0	0	0	35
Certification	71	82	66	34	25
Certification Graduate	0	1	2	1	0
Chemistry Education	3	3	1	0	0
Curriculum and Instruction	0	4	35	91	129
English Education	33	40	35	29	28
Elementary Education	0	0	5	36	61
History Education	0	0	0	0	2
Master Career/Technical Education	38	45	39	38	0
Master Career/Technical Edu Prov	1	1	0	0	0
Master Occupational Education	0	0	0	0	0
Master Occupational Edu Prov	0	0	0	0	0
Mathematics Education	13	8	8	8	12
Philanthropy Education	0	0	0	0	1
Social Studies	0	0	2	11	3
Social Studies/Elementary	0	0	0	0	2
Technical Education	19	18	44	55	30
Wage Earning Home Economics	6	5	3	6	5
Off-Campus Total	207	222	267	330	350
<i>DEPARTMENT TOTAL</i>	845	948	1,121	1,213	1,182
TELEVISION PRODUCTION					
Television Production	77	49	13	3	0
Television and Digital Media Production	0	27	95	109	117
<i>DEPARTMENT TOTAL</i>	77	76	108	112	117
UNDECLARED - ON-CAMPUS	0	1	1	1	0
UNDECLARED UG - OFF-CAMPUS	34	33	23	23	26
UNDECLARED GRAD - OFF-CAMPUS	24	55	73	78	74
ON-CAMPUS TOTAL	1,366	1,452	1,601	1,662	1,574
OFF-CAMPUS TOTAL	323	395	467	551	605
COLLEGE TOTAL	1,689	1,847	2,068	2,213	2,179

Source: Office of Institutional Research and Testing

STUDENTS/ENROLLMENT

ENROLLMENT BY PROGRAM FALL SEMESTER

COLLEGE	2000/01	2001/02	2002/03	2003/04	2004/05
KENDALL COLLEGE OF ART & DESIGN					
DESIGN STUDIES					
Furniture Design	0	42	35	38	31
Illustration	0	148	145	146	148
Illustration-Digital Media	0	0	0	20	25
Industrial Design	0	57	62	63	56
Interior Design	0	130	160	173	192
Visual Communication	0	211	186	177	161
Visual Communication-Multi-Media	0	0	35	51	48
Visual Communication-Print-Media	0	0	10	1	0
<i>DEPARTMENT TOTAL</i>	0	588	633	669	661
FINE ARTS/FOUNDATION					
Fine Arts	0	1	21	2	4
Fine Arts Drawing BFA	0	32	18	21	17
Fine Arts Drawing MFA	0	0	0	2	3
Fine Arts Painting BFA	0	48	42	49	50
Fine Arts Painting MFA	0	0	4	6	13
Fine Arts Photography BFA	0	28	29	31	36
Fine Arts Photography MFA	0	0	2	3	3
Fine Arts Printmaking BFA	0	5	2	6	4
Fine Arts Printmaking MFA	0	0	1	3	3
Fine Arts Sculpture	0	20	16	8	6
Fine Arts Undecided	0	12	8	27	10
Fine Arts Woodwork	0	6	6	10	9
<i>DEPARTMENT TOTAL</i>	0	152	149	168	158
LIBERAL ARTS & SCIENCES					
Art History	0	10	4	9	11
Art Education	0	0	29	29	22
<i>DEPARTMENT TOTAL</i>	0	10	33	38	33
METALS/JEWELRY					
Metals/Jewelry Design	0	0	1	7	19
<i>DEPARTMENT TOTAL</i>	0	0	1	7	19
MFA Dual Major	0	4	4	4	1
Undecided	0	2	19	12	29
Special Program	0	8	16	26	30
COLLEGE TOTAL	0	764	855	924	931

Source: Office of Institutional Research and Testing

STUDENTS/ENROLLMENT

ENROLLMENT BY PROGRAM FALL SEMESTER

COLLEGE	2000/01	2001/02	2002/03	2003/04	2004/05
MICHIGAN COLLEGE OF OPTOMETRY					
PROFESSIONAL					
O.D. Optometry	131	133	127	131	131
COLLEGE TOTAL	131	133	127	131	131

COLLEGE	2000/01	2001/02	2002/03	2003/04	2004/05
PHARMACY					
Pharmacy BS**	251	131	0	0	0
Doctor of Pharmacy	161	279	368	444	456
COLLEGE TOTAL	412	410	368	444	456

*Beginning Fall 2000 Pharm D Add On and Pharm D Track In options became Doctor of Pharmacy

** Pharmacy BS closed Winter 2000

Source: Office of Institutional Research and Testing

STUDENTS/ENROLLMENT

ENROLLMENT BY PROGRAM FALL SEMESTER

COLLEGE	2000/01	2001/02	2002/03	2003/04	2004/05
TECHNOLOGY					
ARCHITECTURAL TECH & FACILITIES MGMT*					
Architectural Technology	0	85	68	76	77
Facilities Management	0	26	29	17	17
Pre-Architectural Technology	0	7	10	17	9
Pre-Facilities Management	0	1	0	2	1
On-Campus Total	0	119	107	112	104
OFF-CAMPUS					
Facilities Management	0	2	4	2	0
Facilities Management Certificate	0	7	10	11	4
Off-Campus Total	0	9	14	13	4
<i>DEPARTMENT TOTAL</i>	0	128	121	125	108
AUTOMOTIVE					
Automotive Body	0	34	40	47	48
Automotive Engineering Technology	0	37	57	62	74
Automotive & Heavy Equipment Management	0	85	92	80	76
Automotive Service Technology	0	158	160	219	220
Pre-Automotive Engineering Technology	0	0	2	1	4
Pre-Automotive & Heavy Equipment Management	0	0	4	6	6
Pre-Automotive Service Technology	0	6	1	1	25
On-Campus Total	0	320	355	416	453
OFF-CAMPUS					
Automotive & Heavy Equipment Management	0	12	9	13	18
Off-Campus Total	0	12	9	13	18
<i>DEPARTMENT TOTAL</i>	0	332	364	429	471
CONSTRUCTION TECHNOLOGY & MANAGEMENT*					
Building Construction Technology	0	25	39	39	40
Civil Engineering Technology	0	9	11	11	14
Construction Management	0	207	211	229	232
Pre-Building Construction Technology	0	9	6	3	6
Pre-Civil Engineering Technology	0	3	2	4	0
Pre-Construction Management	0	18	23	26	28
On-Campus Total	0	271	292	312	320
OFF-CAMPUS					
Advanced Construction Management	0	1	2	2	2
Construction Administration Certificate	0	9	4	10	1
Construction Management	0	7	16	20	21
Off-Campus Total	0	17	22	32	24
<i>DEPARTMENT TOTAL</i>	0	288	14	344	344

* Department reorganization effective Winter 200

STUDENTS/ENROLLMENT

ENROLLMENT BY PROGRAM FALL SEMESTER

COLLEGE	2000/01	2001/02	2002/03	2003/04	2004/05
TECHNOLOGY					
CONSTRUCTION & FACILITIES *					
Architectural Technology	78	0	0	0	0
Building Construction Technology	28	0	0	0	0
Civil Engineering Technology	11	0	0	0	0
Construction Management	212	0	0	0	0
Facilities Management	25	0	0	0	0
HVACR Engineering Technology	66	0	0	0	0
HVACR Technology	68	0	0	0	0
Pre-Architectural Technology	20	0	0	0	0
Pre-Building Construction Technology	16	0	0	0	0
Pre-Civil Engineering Technology	1	0	0	0	0
Pre-Construction Management	23	0	0	0	0
Pre-Facilities Management	1	0	0	0	0
Pre-HVACR Engineering Technology	2	0	0	0	0
Pre-HVACR Technology	18	0	0	0	0
Pre-Surveying Engineering	3	0	0	0	0
Pre-Surveying Technology	8	0	0	0	0
Surveying Engineering	82	0	0	0	0
Surveying Technology	15	0	0	0	0
On-Campus Total	677	0	0	0	0
OFF-CAMPUS					
Advanced Construction Management	2	0	0	0	0
Construction Administration Certificate	3	0	0	0	0
Construction Management	13	0	0	0	0
Facilities Management	2	0	0	0	0
Facilities Management Certificate	19	0	0	0	0
HVACR Engineering Technology	13	0	0	0	0
Off-Campus Total	52	0	0	0	0
 <i>DEPARTMENT TOTAL</i>	 729	 0	 0	 0	 0

* Department reorganization effective Winter 2001

Source: Office of Institutional Research and Testing

STUDENTS/ENROLLMENT

ENROLLMENT BY PROGRAM FALL SEMESTER

COLLEGE	2000/01	2001/02	2002/03	2003/04	2004/05
TECHNOLOGY					
DESIGN, MFG & GRAPHIC ARTS *					
CAD Drafting & Tool Design	9	0	0	0	0
Manufacturing Engineering Technology	50	0	0	0	0
Manufacturing Tooling Technology	60	0	0	0	0
Mechanical Engineering Technology	49	0	0	0	0
New Media Printing & Publishing	7	0	0	0	0
Plastics Engineering Technology	80	0	0	0	0
Plastics Technology	138	0	0	0	0
Pre-Manufacturing Engineer Technology	3	0	0	0	0
Pre-Manufacturing Tooling Technology	4	0	0	0	0
Pre-Mechanical Engineering Technology	10	0	0	0	0
Pre-Plastics Engineering Technology	7	0	0	0	0
Pre-Plastics Technology	7	0	0	0	0
Pre-Printing Management	1	0	0	0	0
Pre-Product Design Engineering	2	0	0	0	0
Pre-Rubber Technology	1	0	0	0	0
Pre-Technical Draft /Tool Design	2	0	0	0	0
Pre-Welding Engineering Technology	2	0	0	0	0
Pre-Welding Technology	6	0	0	0	0
Printing Management	25	0	0	0	0
Printing & Digital Graphic Imaging Technology	79	0	0	0	0
Product Design Engineering Technology	53	0	0	0	0
Rubber Engineering Technology	6	0	0	0	0
Rubber Technology	53	0	0	0	0
Technical Drafting & Tool Design	59	0	0	0	0
Welding Engineering Technology	52	0	0	0	0
Welding Technology	73	0	0	0	0
Welding Technology Certificate	1	0	0	0	0
On-Campus Total	839	0	0	0	0
OFF-CAMPUS					
Manufacturing Engineering Technology	57	0	0	0	0
Plastics Engineering Technology	1	0	0	0	0
Product Design Engineering Technology	33	0	0	0	0
Quality Engineering Technology	13	0	0	0	0
Quality Technology Certificate	1	0	0	0	0
Off-Campus Total	105	0	0	0	0
DEPARTMENT TOTAL	944	0	0	0	0

* Department reorganization effective Winter 2001

Source: Office of Institutional Research and Testing

STUDENTS/ENROLLMENT

ENROLLMENT BY PROGRAM FALL SEMESTER

COLLEGE	2000/01	2001/02	2002/03	2003/04	2004/05
TECHNOLOGY					
ELECTRONICS/CNS *					
Computer Networks & Systems	0	87	76	95	86
Electrical/Electronics Engineering Technology	0	36	31	31	28
Industrial Electronics Technology	0	42	36	54	43
Pre-Computer Networks & Systems	0	15	7	6	6
Pre-Electrical/Electronics Engineering Technology	0	2	2	1	2
Pre-Industrial Electronics Technology	0	15	9	7	6
On-Campus Total	0	197	161	194	171
OFF-CAMPUS					
Electrical/Electronics Engineering Technology	0	0	1	0	0
Off-Campus Total	0	0	1	0	0
<i>DEPARTMENT TOTAL</i>	0	197	162	194	171
HEAVY EQUIPMENT *					
Heavy Equipment Service Engineering Technology	0	38	34	22	15
Heavy Equipment Technology	0	71	61	60	61
Pre-Heavy Equipment Technology	0	18	9	11	5
Pre-Heavy Equipment Service Engineering Technology	0	0	2	0	0
On-Campus Total	0	127	106	93	81
<i>DEPARTMENT TOTAL</i>	0	127	106	93	81
HVACR *					
HVACR Engineering Technology	0	56	50	50	62
HVACR Technology	0	68	77	70	60
Pre-HVACR Engineering Technology	0	0	1	3	4
Pre-HVACR Technology	0	15	16	12	9
On-Campus Total	0	139	144	135	135
OFF-CAMPUS					
HVACR Engineering Technology	0	11	1	30	35
Off-Campus Total	0	11	1	30	35
<i>DEPARTMENT TOTAL</i>	0	150	145	165	170

* Department reorganization effective Winter 2001

Source: Office of Institutional Research and Testing

STUDENTS/ENROLLMENT

ENROLLMENT BY PROGRAM FALL SEMESTER

COLLEGE	2000/01	2001/02	2002/03	2003/04	2004/05
TECHNOLOGY					
MANUFACTURING *					
Manufacturing Engineering Technology	0	45	35	29	31
Manufacturing Tooling Technology	0	55	57	61	53
Pre-Manufacturing Engineering Technology	0	3	3	4	3
Pre-Manufacturing Tooling Technology	0	2	0	0	2
On-Campus Total	0	105	95	94	89
OFF-CAMPUS					
Manufacturing Engineering Technology	0	75	81	62	59
Quality Engineering Technology	0	14	19	16	13
Quality Technology Certificate	0	1	2	1	2
Off-Campus Total	0	90	102	79	74
<i>DEPARTMENT TOTAL</i>	0	195	197	173	163
MECHANICAL DESIGN *					
CAD Drafting & Tool Design Technology	0	70	74	86	70
Pre-CAD Drafting & Tool Design Technology	0	6	2	0	2
Mechanical Engineering Technology - BS	0	11	18	24	37
Mechanical Engineering Technology - AAS	0	67	79	81	79
Pre-Mechanical Engineering Technology - BS	0	1	4	2	8
Pre-Mechanical Engineering Technology - AAS	0	10	10	7	4
Pre-Product Design Engineering Technology	0	1	3	5	7
Product Design Engineering Technology	0	52	48	46	32
On-Campus Total	0	218	238	251	239
OFF-CAMPUS					
Product Design Engineering Technology	0	42	38	38	36
Off-Campus Total	0	42	38	38	36
<i>DEPARTMENT TOTAL</i>	0	260	276	289	275
PLASTICS & RUBBER ENGINEERING TECH *					
Plastics Engineering Technology	0	74	69	74	66
Plastics Technology	0	127	97	77	63
Pre-Plastics Engineering Technology	0	8	24	19	12
Pre-Plastics Technology	0	4	3	4	2
Pre-Rubber Technology	0	1	1	2	1
Pre-Rubber Engineering Technology	0	0	7	5	3
Rubber Engineering Technology	0	8	11	14	6
Rubber Technology	0	42	28	18	18
On-Campus Total	0	264	240	213	171
OFF-CAMPUS					
Plastics Engineering Technology	0	2	0	0	0
Off-Campus Total	0	2	0	0	0
<i>DEPARTMENT TOTAL</i>	0	266	240	213	171

* Department reorganization effective Winter 2001
Source: Office of Institutional Research and Testing

STUDENTS/ENROLLMENT

ENROLLMENT BY PROGRAM FALL SEMESTER

COLLEGE	2000/01	2001/02	2002/03	2003/04	2004/05
TECHNOLOGY					
PRINTING & IMAGING TECHNOLOGY MGMT *					
New Media Printing & Publishing	0	20	17	16	14
Printing Management	0	30	21	26	22
Printing & Digital Graphic Imaging Technology	0	68	66	56	57
On-Campus Total	0	118	104	98	93
<i>DEPARTMENT TOTAL</i>	0	118	104	98	93
SURVEYING ENGINEERING *					
Pre-Surveying Engineering	0	3	2	0	0
Pre-Surveying Technology	0	3	1	4	4
Surveying Engineering	0	74	96	76	73
Surveying Technology	0	19	11	19	28
On-Campus Total	0	99	110	99	105
<i>DEPARTMENT TOTAL</i>	0	99	110	99	105
TRANSPORTATION & ELECTRONICS *					
Automotive Body	37	0	0	0	0
Automotive & Heavy Equipment Management	81	0	0	0	0
Automotive Service Technology	183	0	0	0	0
Computer Networks & Systems	64	0	0	0	0
Electrical/Electronics Engineering Technology	42	0	0	0	0
Heavy Equipment Service Engineering Technology	28	0	0	0	0
Heavy Equipment Technology	79	0	0	0	0
Industrial Electronics Technology	55	0	0	0	0
Pre-Automotive & Heavy Equipment Management	0	0	0	0	0
Pre-Automotive Service Technology	3	0	0	0	0
Pre-Computer Networks & Systems	22	0	0	0	0
Pre-Electrical/Electronics Engineering Technology	1	0	0	0	0
Pre-Heavy Equipment Service Engineering Tech	1	0	0	0	0
Pre-Heavy Equipment Technology	26	0	0	0	0
Pre-Industrial Electronics Technology	21	0	0	0	0
On-Campus Total	643	0	0	0	0
OFF-CAMPUS					
Automotive & Heavy Equipment Management	6	0	0	0	0
Electrical/Electronics Engineering Technology	0	0	0	0	0
Off-Campus Total	6	0	0	0	0
<i>DEPARTMENT TOTAL</i>	649	0	0	0	0

* Department reorganization effective Winter 2001

Source: Office of Institutional Research and Testing

STUDENTS/ENROLLMENT

ENROLLMENT BY PROGRAM FALL SEMESTER

COLLEGE	2000/01	2001/02	2002/03	2003/04	2004/05
TECHNOLOGY					
WELDING ENGINEERING TECHNOLOGY *					
Pre-Welding Engineering Technology	0	2	5	3	3
Pre-Welding Technology	0	2	1	0	1
Welding Technology	0	65	58	75	77
Welding Technology Certificate	0	1	0	0	0
Welding Engineering Technology	0	50	45	54	60
On-Campus Total	0	120	109	132	141
<i>DEPARTMENT TOTAL</i>	0	120	109	132	141
UNDECLARED OFF-CAMPUS	34	31	12	28	24
ON-CAMPUS TOTAL	2,159	2,097	2,061	2,149	2,102
OFF-CAMPUS TOTAL	197	214	202	233	215
COLLEGE TOTAL	2,356	2,311	2,263	2,382	2,317

*Department reorganization effective Winter 2001

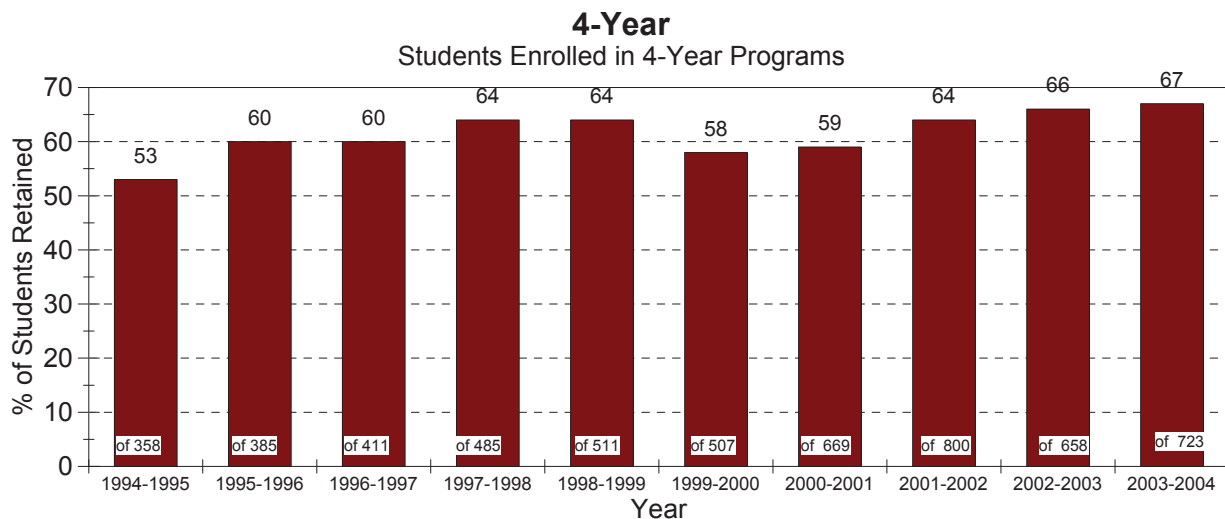
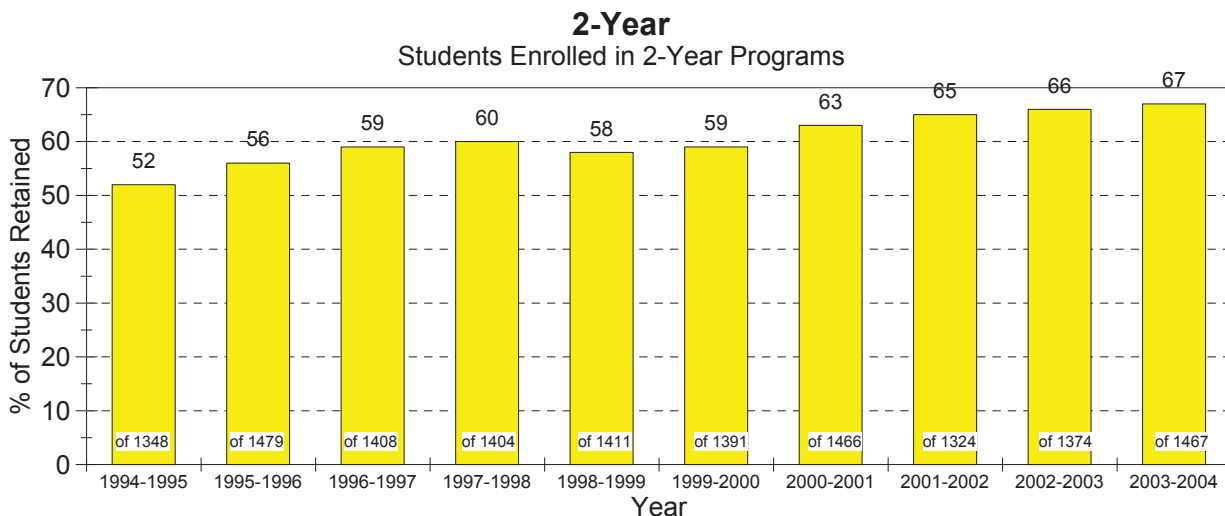
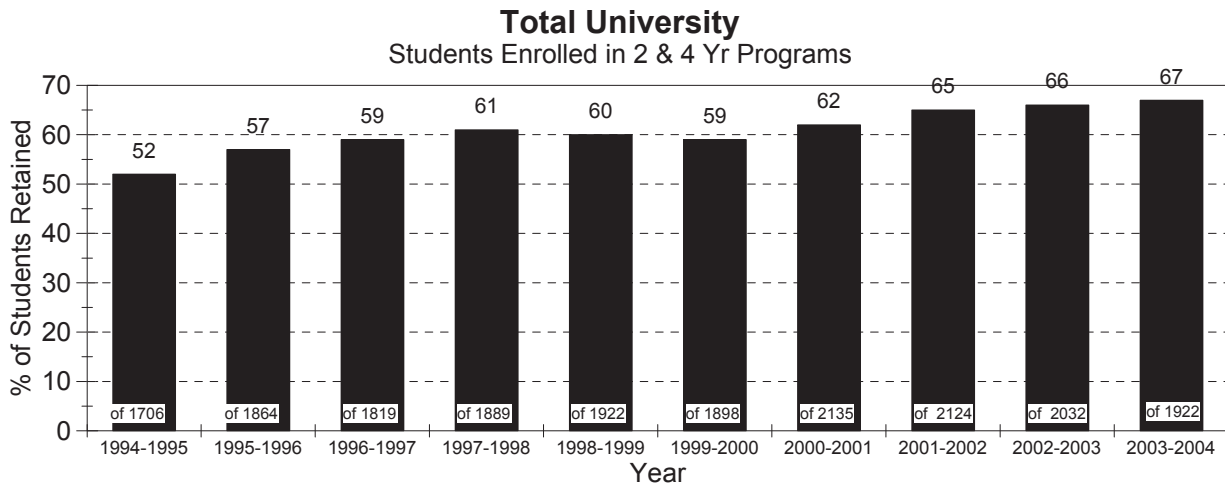
COLLEGE	2000/01	2001/02	2002/03	2003/04	2004/05
UNIVERSITY COLLEGE					
DEVELOPMENTAL PROG & CURRICULUM					
Career Exploration	285	187	176	148	95
Collegiate Skills *	72	44	16	0	0
Directed Studies	100	84	33	45	39
General Studies	0	0	0	59	51
Intensive English Language Program	0	35	29	19	18
University College Program	0	0	58	100	134
NON-DEGREE	100	68	62	65	79
COLLEGE TOTAL	557	418	374	436	416

* Name changed to University College Program Fall 02

Source: Office of Institutional Research and Testing

Ferris State University

Fall to Fall First-Year Student Retention Rates (Full-Time FTIACS)



Source: Office of Institutional Research g:\...lipeds\04\ftiacsretention.rsl 9/04

STUDENTS/ENROLLMENT

Average # of Credits Taken by Full-Time (12+ credits) Students By Class Level Summer 2001 thru Fall 2004

	Summer <u>2001</u>	Fall <u>2001</u>	Winter <u>2002</u>	Summer <u>2002</u>	Fall <u>2002</u>	Winter <u>2003</u>	Summer <u>2003</u>	Fall <u>2003</u>	Winter <u>2004</u>	Summer <u>2004</u>	Fall <u>2004</u>
Freshman	13.71	14.18	14.19	13.86	14.41	14.30	14.13	14.44	14.42	13.96	14.49
Sophomore	12.66	14.34	14.17	13.28	14.34	14.27	13.15	14.38	14.26	13.18	14.41
Junior	12.72	14.52	14.27	12.87	14.49	14.27	13.01	14.47	14.31	13.33	14.46
Senior	13.16	14.75	14.69	13.24	14.56	14.58	13.20	14.50	14.48	13.26	14.50
Graduate	14.20	12.52	12.68	12.86	13.50	13.59	12.75	12.73	12.71	12.63	12.75
1st Professional	14.25	17.08	17.12	14.69	17.37	17.70	14.30	17.12	16.97	15.60	16.97
Special Grad	12.40		17.50	13.00		14.25	14.00	13.00	13.00		14.00
Special Undergrad	14.60	13.88	14.50	12.00	13.85	14.17	13.00	13.80	13.73	13.50	14.21
Total Avg	13.46	14.47	14.89	13.23	14.65	14.64	13.44	14.31	14.24	13.64	14.47
Undergrad Avg	13.06	14.45	14.33	13.31	14.45	14.36	13.37	14.45	14.37	13.43	14.47

Source: Office of Institutional Research and Testing

STUDENTS/ENROLLMENT

STUDENT CREDIT HOURS (SCH) BY COLLEGE

College	Fall 2001	Fall 2002	Fall 2003	Fall 2004
Allied Health Sciences				
On Campus	5,988	6,202	6,911	7,786
Off Campus	1,225	1,531	2,380	2,370
Total	7,213	7,733	9,291	10,156
Arts & Sciences				
On Campus	55,661	57,625	60,324	59,504
Off Campus	948	1,086	1,199	1,443
Total	56,609	58,711	61,523	60,947
Business				
On Campus	20,833	20,071	19,251	19,322
Off Campus	1,649	1,644	1,704	1,932
Total	22,482	21,715	20,955	21,254
College of Prof & Technical Studies				
Off Campus	0	0	82	368
Education & Human Services				
On Campus	7,371	7,493	8,331	8,067
Off Campus	1,847	2,413	3,136	3,546
Total	9,218	9,906	11,467	11,613
Kendall College of Art & Design				
On Campus	8,799	9,765	10,493	10,828
Michigan College of Optometry				
On Campus	2,357	2,295	2,362	2,353
Off Campus	0	0	0	31
Pharmacy				
On Campus	5,459	5,447	6,482	6,543
Technology				
On Campus	18,499	18,330	19,200	19,062
Off Campus	977	936	1,117	1,024
Total	19,476	19,266	20,317	20,086
University College				
On Campus	3,759	4,420	4,585	3,932
UNIVERSITY TOTAL				
On Campus	128,726	131,648	137,939	137,397
Off Campus	6,646	7,610	9,618	10,714
Total	135,372	139,258	147,557	148,111

Note: SCH based on course section

STUDENTS/ENROLLMENT

STUDENTS WHO TRANSFERRED TO FSU FROM MICHIGAN COMMUNITY COLLEGES & PUBLIC UNIVERSITIES

Summer 2003, Fall 2003, Winter 2004

COMMUNITY COLLEGES

Alpena Community College	34	Mid-Michigan Community College	38
Bay de Noc Community College	11	Monroe County Community College	7
Delta College	45	Montcalm Community College	29
Glen Oaks Community College	5	Mott Community College	74
Gogebic Community College	5	Muskegon Community College	58
Grand Rapids Community College	215	North Central Michigan College	13
Henry Ford Community College	9	Northwestern Michigan college	83
Jackson Community College	12	Oakland Community College	22
Kalamazoo Valley Community College	26	Schoolcraft College	13
Kellogg Community College	16	Southwestern Michigan College	29
Kirtland Community College	4	St. Clair County Community College	13
Lake Michigan College	10	Washtenaw Community College	18
Lansing Community College	48	Wayne County Community College	7
Macomb Community College	26	West Shore Community College	21

UNIVERSITIES

Central Michigan University	35	Oakland University	6
Eastern Michigan University	14	Saginaw Valley State University	4
Grand Valley State University	68	University of Michigan - Ann Arbor	6
Lake Superior State University	5	University of Michigan - Dearborn	0
Michigan State University	35	University of Michigan - Flint	16
Michigan Technological University	3	Wayne State University	6
Northern Michigan University	13	Western Michigan University	38

TOTAL TRANSFERS TO FSU **1140**

Source: Office of Institutional Research & Testing

STUDENTS WHO TRANSFERRED FROM FSU TO OTHER COLLEGES & UNIVERSITIES PARTICIPATING IN THE NSC DATA SYSTEM

Summer 2003, Fall 2003, Winter 2004

Alpena College	3	Oakland Community College	43
Central Michigan University	47	North Central Michigan College	23
Delta College	39	Saginaw Valley State University	18
Eastern Michigan University	30	Schoolcraft College	13
Grand Rapids Community College	253	Southwestern Michigan College	9
Grand Valley State University	72	St. Clair County Community College	14
Jackson Community College	22	University of Michigan - Flint	11
Kellogg Community College	12	University of Phoenix	11
Lansing Community College	63	Washtenaw Community College	11
Michigan State University	29	Wayne County Community College	36
Mid Michigan Community College	31	West Shore Community College	16
Mott Community College	30	Western Michigan University	31
Northwestern Michigan College	32	other colleges not listed	348

TOTAL TRANSFERS FROM FSU **1247**

STUDENTS WHO LEFT FSU - 2821

STUDENTS WHO DID NOT TRANSFER - 1272

UNKNOWN - 311

Source: National Student Clearinghouse

STUDENTS/ENROLLMENT

ENROLLMENT SUMMARY OF STUDENTS BY AGE FALL 2004

Full-Time Students

Age	<u>Undergraduate</u>		<u>Graduate</u>		<u>First Professional</u>	
	Men	Women	Men	Women	Men	Women
Under 18	13	31	0	0	0	0
18-19	1667	1413	0	0	1	1
20-21	1475	1220	3	1	37	89
22-24	1075	739	20	20	111	161
25-29	286	197	17	16	44	70
30-34	60	94	10	9	17	17
35-39	45	51	4	8	9	3
40-49	39	49	10	6	10	6
50-64	10	6	3	3	1	0
65 & over	0	0	0	0	0	0
Age Unknown	0	0	0	0	0	0
Total	4670	3800	67	63	230	347

Part-Time Students

Age	<u>Undergraduate</u>		<u>Graduate</u>		<u>First Professional</u>	
	Men	Women	Men	Women	Men	Women
Under 18	30	72	0	0	0	0
18-19	60	51	0	0	0	0
20-21	140	104	0	0	0	0
22-24	235	234	6	12	0	2
25-29	196	165	29	46	0	5
30-34	111	157	22	37	2	2
35-39	87	123	30	36	0	1
40-49	130	213	46	75	0	0
50-64	42	78	14	19	0	0
65 & over	0	0	0	0	0	0
Age Unknown	6	4	0	3	0	0
Total	1037	1201	147	228	2	10

Average Age

	<u>Full-Time</u>	<u>Part-Time</u>	<u>Total</u>
Undergraduate Degree Seeking	22	31	23
Undergraduate Non-Degree Seeking	27	31	30
Graduate	31	39	37
First Professional	25	28	25
All Students	22	32	24

Source: Office of Institutional Research and Testing

STUDENTS/ENROLLMENT

AVERAGE HSGPA & ACT SCORES FTIAC Students (First Time In Any College) Fall 2004 - 1998

	<u>1998</u>	<u>1999</u>	<u>2000</u>	<u>2001</u>	<u>2002</u>	<u>2003</u>	<u>2004</u>
<u>High School GPA</u>	2.82	2.85	2.89	3.14	3.07	3.09	3.14
<u>ACT</u>							
Composite:	19.0	19.2	19.4	19.8	20.2	20.6	20.8
English:	17.8	17.9	18.1	18.3	19.0	19.4	19.6
Math:	19.0	19.1	19.4	19.8	20.1	20.3	20.9
Reading:	19.9	19.2	19.5	19.9	20.4	20.9	21.1
Sci. Reasoning:	19.0	19.9	20.3	20.5	20.9	21.3	21.4

Source: Office of Institutional Research & Testing

Degrees

DEGREES CONFERRED BY PROGRAM
ACADEMIC YEAR (SUMMER, FALL, WINTER SEMESTERS)

ALLIED HEALTH SCIENCES	2001-02				2002-03				2003-04			
	CERT	AS	BS	MS	CERT	AS	BS	MS	CERT	AS	BS	MS
HEALTH MANAGEMENT												
Coding/Reimbursement Specialist	7				35				44			
Environmental Health & Safety		1	9			1	9			1	12	
Health Care Systems Administration			23				13				21	
Health Information Management												
Health Information Technology												
Health Systems Management												
Industrial & Environmental Health Mgmt			2				1					
Medical Record Administration			6				7				5	
Medical Record Technology		6				7				20		
Occupational Health and Safety									1			
TOTAL	7	7	40	0	35	8	30	0	45	21	38	0

HEALTH RELATED PROGRAMS												
Diagnostic Medical Sonography						13				21		
Medical Laboratory Technology		4				1				4		
Medical Technology			12				5				15	
Nuclear Medicine Technology		16	3			21	2			21	5	
Opticianry		8				8						
Radiography		50				41				41		
Respiratory Care		2				7				8		
TOTAL	0	80	15	0	0	91	7	0	0	95	20	0

NURSING & DENTAL HYGIENE												
Dental Hygiene		56				47				53		
Nursing		28	67			20	36			35	77	
TOTAL	0	84	67	0	0	67	36	0	0	88	77	0

COLLEGE TOTAL	7	171	122	0	35	166	73	0	45	204	135	0
----------------------	----------	------------	------------	----------	-----------	------------	-----------	----------	-----------	------------	------------	----------

Source: Office of Institutional Research and Testing

DEGREES/PROGRAMS

DEGREES CONFERRED BY PROGRAM

ACADEMIC YEAR (SUMMER, FALL, WINTER SEMESTERS)

ARTS & SCIENCES	2001-02				2002-03				2003-04			
	CERT	AS	BA	BS	CERT	AS	BA	BS	CERT	AS	BA	BS
BIOLOGICAL SCIENCES												
Applied Biology				30				26				26
Biology										1		
Biotechnology				4				4				4
Ornamental Horticulture		10				16				11		
TOTAL	0	10	0	34	0	16	0	30	0	11	1	30
COLLEGE OF ARTS & SCIENCES												
Integrative Studies								1				
TOTAL	0	0	0	0	0	0	0	1	0	0	0	0
HUMANITIES												
Applied Speech Communication		3		14		3		6		5		12
Communication							1				1	
History							3					
TOTAL	0	3	0	14	0	3	4	6	0	5	1	12
LANGUAGE & LITERATURE												
English Literature			1							2		
Tech & Professional Communication				6				6				10
TOTAL	0	0	1	6	0	0	0	6	0	0	2	10
MATHEMATICS												
Applied Math/Actuarial Science				1				2				3
Applied Mathematics				3								6
Applied Math/Computer Science				1								
Applied Mathematics/Operations				1								1
Applied Mathematics/Statistics				2								1
TOTAL	0	0	0	8	0	0	0	2	0	0	0	11
PHYSICAL SCIENCES												
Chemistry							1				1	
Industrial Chemistry Technology		10				4				11		
TOTAL	0	10	0	0	0	4	1	0	0	11	1	0
PRE-PROF NON-SCIENCE												
Liberal Arts		13				11				13		
TOTAL	0	13	0	0	0	11	0	0	0	13	0	0
PRE-PROF SCIENCE												
Pre-Science		26				43				32		
TOTAL	0	26	0	0	0	43	0	0	0	32	0	0
SOCIAL SCIENCES												
Human Services												1
Psychology				11				14				10
Public Administration				11				9				12
Social Work				28				33				21
Sociology							1			2		
TOTAL	0	0	0	50	0	0	1	56	0	0	2	44
COLLEGE TOTAL	0	62	1	112	0	77	6	101	0	72	7	107

Source: Office of Institutional Research and Testing

DEGREES/PROGRAMS

DEGREES CONFERRED BY PROGRAM ACADEMIC YEAR (SUMMER, FALL, WINTER SEMESTERS)

BUSINESS	2001-02				2002-03				2003-04			
	CERT	AS	BS	MS	CERT	AS	BS	MS	CERT	AS	BS	MS
ACCOUNTING/FINANCE/ECON/ STATISTICS												
Accountancy		1	26			7	15			8	27	
Accountancy/Finance			2				4				2	
Quality and Productivity Management							1					
Quality Improvement for Managers	2											
TOTAL	2	1	28	0	0	7	20	0	0	8	29	0

COMPUTER INFORMATION SYSTEMS												
AS/400 Computer Programming	10											
Accountancy/CIS			2				1				4	
Administrative Services			1									
Advanced Studies in Quality Mgmt	5				7				5			
Computer Info Systems		4	65			1	61			2	70	
Computer Info Systems/Management			1				3				1	
Computer Literacy	1											
GUI Programming					6							
Office Automation Systems												
TOTAL	16	4	69	0	13	1	65	0	5	2	75	0

MANAGEMENT												
Advanced Studies in Global Logistics	4				5				4			
Advanced Studies in Investment					1							
Business Administration			68				107				95	
Finance			11				9				6	
General Business		16				16				25		
Hotel Management			11		2		4				5	
Human Resource Management	2		16		2		13		6		15	
Insurance			1				3					
Insurance/Real Estate			3				1					
Integrated Resource Management			1									
International Business	10		4		12		7		11		5	
Legal Assistant		11				11				4		
Legal Studies										7		
Management			2				8				8	
Operations Management	1		1		5				6		4	
Real Estate	1	1			1	2			3			
Small Business & Entrepreneurship							2				3	
Small Business Management	4		8		6		6		2		4	
Supervision									2			
TOTAL	22	28	126	0	34	29	160	0	34	36	145	0

Source: Office of Institutional Research and Testing

DEGREES/PROGRAMS

DEGREES CONFERRED BY PROGRAM ACADEMIC YEAR (SUMMER, FALL, WINTER SEMESTERS)

BUSINESS	2001-02				2002-03				2003-04			
	CERT	AS	BS	MS	CERT	AS	BS	MS	CERT	AS	BS	MS
MARKETING												
Advertising	2		16		2		13				8	
Direct Marketing	19				19				8			
E-Business	13											
E-Commerce	4				11				5		1	
Food Service Management						1				1		
Hospitality Management			2				4					
Marketing	1		28		1		24		1		27	
Marketing/PGM			57				50				56	
Marketing/PTM			13				15				13	
Marketing Research					2							
Marketing/Retailing							1				1	
Marketing/Sales					1		3					
Multimedia Production												
Music Industry Management			2				6				11	
Public Relations			8				14				11	
Resort Management			1				3				3	
Restaurant & Food Industry Mgmt		9			1	6			13	7		
Retailing			5		1						1	
Visual Communication		28	43			18	17			11	51	
Visual Design and Web Media						15				25	9	
TOTAL	39	37	175	0	38	40	150	0	27	44	192	0

COL OF BUS GRADUATE PROGRAMS												
Advanced Studies in E-Business					33				24			
Advanced Studies in Network Mgmt					12				13			
Information Systems Management			69				90				58	
Masters of Business Administration											2	
TOTAL	0	0	0	69	45	0	0	0	37	0	0	60

COLLEGE TOTAL	79	70	398	69	130	77	395	0	103	90	441	60
----------------------	-----------	-----------	------------	-----------	------------	-----------	------------	----------	------------	-----------	------------	-----------

Source: Office of Institutional Research and Testing

DEGREES/PROGRAMS

DEGREES CONFERRED BY PROGRAM ACADEMIC YEAR (SUMMER, FALL, WINTER SEMESTERS)

EDUCATION & HUMAN SERVICES	2001-02				2002-03				2003-04			
	CERT	AS	BS	MS	CERT	AS	BS	MS	CERT	AS	BS	MS
CRIMINAL JUSTICE												
Criminal Justice Administration				34				21				23
Criminal Justice			102				104				93	
Pre-Criminal Justice		85				89				62		
TOTAL	0	85	102	34	0	89	104	21	0	62	93	23

LEISURE STUDIES & WELLNESS												
Recreation Leadership & Management			20				11				9	
TOTAL	0	0	20	0	0	0	11	0	0	0	9	0

SCHOOL OF EDUCATION												
Advanced Studies for Total Qual Mgt					5							
Allied Health Education			1				2					
Biology Education			12				6				3	
Business Education			7				7				5	
Career & Technical Education				40				45				43
Chemistry Education			2				1				1	
Child Development		1										
Curriculum & Instruction				9				12				17
Early Childhood Education		11				12				15		
Elementary Education							15				31	
English Education			25				25				27	
Mathematics Education			5				5				8	
Pre-Teaching Elementary		3				6				4		
Pre-Teaching Secondary		4				2				4		
Social Studies							2				2	
Technical Education			13				15				33	
Training in Business & Industry Edu			3				1					
Wage Earning Home Economics Edu							2				1	
TOTAL	0	19	68	49	5	20	81	57	0	23	111	60

TELEVISION PRODUCTION												
Television Production			6				7				3	
Television & Digital Media Production			1				9				9	
TOTAL	0	0	7	0	0	0	16	0	0	0	12	0

COLLEGE TOTAL	0	104	197	83	5	109	212	78	0	85	225	83
----------------------	----------	------------	------------	-----------	----------	------------	------------	-----------	----------	-----------	------------	-----------

Source: Office of Institutional Research and Testing

DEGREES/PROGRAMS

DEGREES CONFERRED BY PROGRAM ACADEMIC YEAR (SUMMER, FALL, WINTER SEMESTERS)

KENDALL	2001-02				2002-03				2003-04			
	CERT	BS	BFA	MS	CERT	BS	BFA	MS	CERT	BS	BFA	MS
DESIGN STUDIES												
Furniture Design			9				4				10	
Illustration			15				15				23	
Illustration - Digital Media							5				3	
Industrial Design			8				8				4	
Interior Design			19				27				35	
Visual Communication							32					
Visual Communication - Multi Media							5				11	
TOTAL	0	0	51	0	0	0	96	0	0	0	86	0

FINE ARTS/FOUNDATION												
Art Education							2				5	
Fine Arts Drawing							8				1	
Fine Arts Painting			4				6				8	3
Fine Arts Photography			3				4				3	
Fine Arts Printmaking			1								2	
Fine Arts Sculpture			2				7				4	
Fine Arts Woodwork											5	
MFA Dual Major												2
TOTAL	0	0	10	0	0	0	27	0	0	0	28	5

LIBERAL ARTS & SCIENCES												
Art History											2	
TOTAL	0	0	0	0	0	0	0	0	0	0	2	0

COLLEGE TOTAL	0	0	61	0	0	0	123	0	0	2	114	5
----------------------	----------	----------	-----------	----------	----------	----------	------------	----------	----------	----------	------------	----------

Source: Office of Institutional Research and Testing

DEGREES/PROGRAMS

DEGREES CONFERRED BY PROGRAM ACADEMIC YEAR (SUMMER, FALL, WINTER SEMESTERS)

MICHIGAN COLLEGE OF OPTOMETRY	2001-02				2002-03				2003-04			
	CERT	AS	BS	OD	CERT	AS	BS	OD	CERT	AS	BS	OD
Optometry				33				31				32
Visual Science			20				14				10	
COLLEGE TOTAL	0	0	20	33	0	0	14	31	0	0	10	32

DEGREES CONFERRED BY PROGRAM ACADEMIC YEAR (SUMMER, FALL, WINTER SEMESTERS)

PHARMACY	2001-02				2002-03				2003-04			
	CERT	AS	BS	Pharm D	CERT	AS	BS	Pharm D	CERT	AS	BS	Pharm D
Pharmacy			117	12			12	27				89
COLLEGE TOTAL	0	0	117	12	0	0	12	27	0	0	0	89

Source: Office of Institutional Research and Testing

DEGREES CONFERRED BY PROGRAM
ACADEMIC YEAR (SUMMER, FALL, WINTER SEMESTERS)

TECHNOLOGY	2001-02				2002-03				2003-04			
	CERT	AS	BS	MS	CERT	AS	BS	MS	CERT	AS	BS	MS
ARCHITECTURAL TECH & FACILITIES MGMT												
Architectural Technology		26				25				16		
Facilities Management	9		9		11		15		8		15	
TOTAL	9	26	9	0	11	25	15	0	8	16	15	0
AUTOMOTIVE												
Automotive Body		9				7				18		
Automotive Engineering Technology			1				7				17	
Automotive Service Technology		48				76				49		
Heavy Equipment Service						1						
Performance Machining	10				9				12			
Performance Motorsports	9				19				15			
TOTAL	19	57	1	0	28	84	7	0	27	67	17	0
CONSTRUCTION TECHNOLOGY & MGMT												
Advanced Construction Management					12				1			
Building Construction Technology		37				31				53		
Civil Engineering Technology		8				9				14		
Construction Administration	10				1				14			
Construction Management			36				59				45	
TOTAL	10	45	36	0	13	40	59	0	15	67	45	0
ELECTRONICS/CNS												
Computer Networks & Systems			12				11				9	
Electrical Power Generation									8			
Electrical/Electronics Engineering			20				13				14	
Industrial Electronics Technology		9				9				15		
TOTAL	0	9	32	0	0	9	24	0	8	15	23	0
HEAVY EQUIPMENT												
Automotive & Heavy Equip Mgmt			33				34				33	
Electrical Power Generation					5							
Heavy Equipment Service Engr Tech			12				18				14	
Heavy Equipment Technology		31				41				29		
Komatsu Equipment Repair									1			
TOTAL	0	31	45	0	5	41	52	0	1	29	47	0
HVACR												
HVACR Engineering Technology			23				30				21	
HVACR Technology		27				27				27		
TOTAL	0	27	23	0	0	27	30	0	0	27	21	0

Source: Office of Institutional Research and Testing

DEGREES/PROGRAMS

DEGREES CONFERRED BY PROGRAM ACADEMIC YEAR (SUMMER, FALL, WINTER SEMESTERS)

TECHNOLOGY	2001-02				2002-03				2003-04			
	CERT	AS	BS	MS	CERT	AS	BS	MS	CERT	AS	BS	MS
MANUFACTURING ENGINEERING												
Manufacturing Engineering Technology			25				40				28	
Manufacturing Tooling Technology		21				12				17		
Quality Engineering Technology			1				3				5	
Quality Technology	3				6				10			
TOTAL	3	21	26	0	6	12	43	0	10	17	33	0
MECHANICAL DESIGN												
CAD Drafting & Tool Design Tecnology		22				14				28		
Mechanical Engineering Technology		17				21	1			22	11	
Product Design Engineering Technology			26				35				30	
TOTAL	0	39	26	0	0	35	36	0	0	50	41	0
PLASTICS & RUBBER ENG TECHNOLOGY												
Plastics Engineering Technology			41				46				58	
Plastics Technology		44				49				30		
Rubber Engineering Technology			7				9				15	
Rubber Technology		14				21				11		
TOTAL	0	58	48	0	0	70	55	0	0	41	73	0
PRINTING & IMAGING TECHNOLOGY MGMT												
New Media Printing & Publishing			3				5				5	
Printing & Digital Graphic Imaging		15				15				18		
Printing Management			10				12				8	
Printing Technology		3								2		
TOTAL	0	18	13	0	0	15	17	0	0	20	13	0
SURVEYING ENGINEERING												
Geographic Information	30				14							
Surveying Engineering			11				22				15	
Surveying Technology		3				2				4		
TOTAL	30	3	11	0	14	2	22	0	0	4	15	0
WELDING ENGINEERING TECHNOLOGY												
Welding Engineering Technology			26				16				26	
Welding Technology		23				19				26		
TOTAL	0	23	26	0	0	19	16	0	0	26	26	0
COLLEGE TOTAL	71	357	296	0	77	379	376	0	69	379	369	0

Note: 2002 - 03 FSU conferred 1 BIS degree in Integrative Studies

Source: Office of Institutional Research and Testing

DEGREES/PROGRAMS

DEGREES CONFERRED AT FERRIS STATE UNIVERSITY ACADEMIC YEAR (SUMMER, FALL, WINTER SEMESTERS)

	<u>CERT</u>	<u>ASSOCIATE</u>	<u>BACHELOR</u>	<u>MASTERS</u>	<u>DOCTORATE</u>	<u>TOTAL</u>
1987 - 1988	3	1,040	1,521	20	35	2,619
1988 - 1989	2	1,040	1,559	32	30	2,663
1989 - 1990	6	1,177	1,721	27	33	2,964
1990 - 1991	9	1,107	1,662	31	33	2,842
1991 - 1992	13	1,156	1,790	36	36	3,031
1992 - 1993	7	1,295	1,898	38	35	3,273
1993 - 1994	8	975	1,789	27	36	2,835
1994 - 1995	11	948	1,661	34	40	2,694
1995 - 1996	53	860	1,438	40	35	2,426
1996 - 1997	71	786	1,328	43	41	2,269
1997 - 1998	82	823	1,281	97	40	2,323
1998 - 1999	96	839	1,140	83	41	2,199
1999 - 2000	130	821	1,186	81	44	2,262
2000 - 2001	100	722	1,217	116	52	2,207
2001 - 2002	157	764	1,325	152	45	2,443
2002 - 2003	247	808	1,312	168	58	2,593
2003 - 2004	217	830	1,410	148	121	2,726

Source: Office of Institutional Research and Testing

DEGREES/PROGRAMS

FERRIS STATE UNIVERSITY APPROVED PROGRAMS			
PROGRAM NAMES	COLLEGE	DEPARTMENT	DEGREE
Bachelor of Integrative Studies			BS
Dental Hygiene	AHS	Nursing & Dental Hygiene	AAS
Diagnostic Medical Sonography	AHS	Health Related	AAS
Environmental Health and Safety Management	AHS	Health Management	BS
Environmental Health and Safety Technology	AHS	Health Management	AAS
Master of Science in Nursing	AHS	Nursing & Dental Hygiene	MSN
Medical Record Administration	AHS	Health Management	BS
Medical Record Technology	AHS	Health Management	AAS
Health Care Systems Administration	AHS	Health Management	BS
Medical Laboratory Technology	AHS	Health Related	AAS
Medical Technology (Career Mobility)	AHS	Health Related	BS
Medical Technology (Integrated)	AHS	Health Related	BS
Nuclear Medicine Technology	AHS	Health Related	AAS
Nuclear Medicine Technology	AHS	Health Related	BS
Nursing	AHS	Nursing & Dental Hygiene	AAS
Nursing	AHS	Nursing & Dental Hygiene	BSN
Radiography	AHS	Health Related	AAS
Respiratory Care	AHS	Health Related	AAS
Applied Biology	A/S	Biological Sciences	BS
Applied Biology/Environmental Biology track	A/S	Biological Sciences	BS
Applied Biology/Forensic Biology track	A/S	Biological Sciences	BS
Applied Biology/Pre-Dentistry track	A/S	Biological Sciences	BS
Applied Biology/Pre-Medicine track	A/S	Biological Sciences	BS
Applied Biology/Pre-Physical Therapy track	A/S	Biological Sciences	BS
Applied Biology/Pre-Veterinary Medicine track	A/S	Biological Sciences	BS
Applied Speech Communication	A/S	Humanities	AA
Applied Speech Communication	A/S	Humanities	BS
Applied Mathematics	A/S	Mathematics	BS
Applied Mathematics/Actuarial Science track	A/S	Mathematics	BS
Applied Mathematics/Computer Science track	A/S	Mathematics	BS
Applied Math/Operations Research track	A/S	Mathematics	BS
Applied Math/Statistics track	A/S	Mathematics	BS
Biology	A/S	Biological Sciences	BA
Biochemistry	A/S	Biological Sciences	BA
Biotechnology	A/S	Biological Sciences	BS
Chemistry	A/S	Biological Sciences	BA
Communication	A/S	Humanities	BA
English	A/S	Language and Literature	BA
History	A/S	Humanities	BA
Industrial Chemistry Technology	A/S	Physical Sciences	AAS
Liberal Arts	A/S	N/A	AA
Mathematics	A/S	Mathematics	BA
Ornamental Horticulture Technology	A/S	Biological Sciences	AAS
Pre-Engineering	A/S	N/A	AS
Pre-Law	A/S	N/A	AA
Pre-Mortuary Science	A/S	N/A	AS

Source: Office of Institutional Research and Testing

DEGREES/PROGRAMS

FERRIS STATE UNIVERSITY			
APPROVED PROGRAMS			
PROGRAM NAMES	COLLEGE	DEPARTMENT	DEGREE
Pre-Optometry	A/S	N/A	AS
Pre-Pharmacy	A/S	N/A	AS
Pre-Science	A/S	Mathematics	AS
Psychology	A/S	Social Sciences	BS
Public Administration	A/S	Social Sciences	BS
Social Work	A/S	Social Sciences	BSW
Sociology	A/S	Social Sciences	BA
Tech & Professional Communication/Auto Writing track	A/S	Language and Literature	BS
Tech & Professional Communication/Comp Info track	A/S	Language and Literature	BS
Tech & Professional Communication/Journalism track	A/S	Language and Literature	BS
Tech & Professional Comm./Multi Media Writing track	A/S	Language and Literature	BS
Tech & Professional Communication/Pub Mgt track	A/S	Language and Literature	BS
Tech & Professional Comm Scientific & Med Writing track	A/S	Language and Literature	BS
Accounting	BUS	Accounting, Finance, Econ, & Statistics	AAS
Accountancy/Professionally Directed track	BUS	Accounting, Finance, Econ, & Statistics	MACT
Accountancy/Public Accounting track	BUS	Accounting, Finance, Econ, & Statistics	BS
Accountancy/Computer Information Systems	BUS	Accounting, Finance, Econ, & Statistics	BS
Accountancy/Finance	BUS	Computer Information Systems	BS
Advertising	BUS	Accounting, Finance, Econ, & Statistics	BS
Business Administration	BUS	Marketing	BS
Business Administration w/ Legal Studies	BUS	Management	BS
Computer Information Systems	BUS	Computer Information Systems	AAS
Computer Information Systems	BUS	Computer Information Systems	BS
E-Commerce	BUS	Marketing	BS
Finance	BUS	Accounting, Finance, Econ, & Statistics	BS
General Business	BUS	Management	AAS
Hotel Management with AAS RFIM	BUS	Management	BS
Hotel Management	BUS	Management	BS
Human Resource Management	BUS	Management	BS
Information Systems Management	BUS	Col of Business Graduate Programs	MS
International Business	BUS	Management	BS
Legal Studies	BUS	Management	BS
Management	BUS	Management	AAS
Marketing	BUS	Marketing	BS
Music Industry Management	BUS	Marketing	BS
Operations and Supply Management	BUS	Management	BS
Professional Golf Management	BUS	Marketing	BS
Professional Tennis Management	BUS	Marketing	BS
Master of Business Administration	BUS	Col of Business Graduate Programs	MBA
Public Relations	BUS	Marketing	BS
Resort Management	BUS	Management	BS
Restaurant & Food Industry Management	BUS	Management	AAS
Small Business & Entrepreneurship	BUS	Management	BS
Visual Design and Web Media	BUS	Marketing	AAS
Visual Design and Web Media	BUS	Marketing	BS

Source: Office of Institutional Research and Testing

DEGREES/PROGRAMS

FERRIS STATE UNIVERSITY			
APPROVED PROGRAMS			
PROGRAM NAMES	COLLEGE	DEPARTMENT	DEGREE
Digital Animation and Game Design	CPT	Professional & Technical Studies	BAS
Industrial Technology and Management	CPT	Professional & Technical Studies	BAS
Allied Health Education	EDU	School of Education	BS
Biology Education	EDU	School of Education	BS
Business Education	EDU	School of Education	BS
Career & Technical Education	EDU	School of Education	MS
Chemistry Education	EDU	School of Education	BS
Early Childhood Education	EDU	Child Development	AAS
Criminal Justice/Corrections option	EDU	Criminal Justice	BS
Criminal Justice/Generalist option	EDU	Criminal Justice	BS
Criminal Justice/Law Enforcement option	EDU	Criminal Justice	BS
Criminal Justice Administration	EDU	Criminal Justice	MS
Curriculum & Instruction - Secondary Certification option	EDU	School of Education	M.Ed.
Curriculum & Instruction - Administrative option	EDU	School of Education	M.Ed.
Curriculum & Instruction - Philanthropy option	EDU	School of Education	M.Ed.
Curriculum & Instruction - Reading Endorsement option	EDU	School of Education	M.Ed.
Elementary Education	EDU	School of Education	BS
English Education	EDU	School of Education	BS
History Education	EDU	School of Education	BS
Mathematics Education	EDU	School of Education	BS
Mathematics Elementary	EDU	School of Education	BS
Pre-Criminal Justice	EDU	Criminal Justice	AA
Pre-Teaching Elementary	EDU	School of Education	AA
Pre-Teaching Secondary	EDU	School of Education	AA
Recreation Leadership & Management	EDU	Leisure Studies & Wellness	BS
Science Education	EDU	School of Education	BS
Social Studies	EDU	School of Education	BS
Technical Education	EDU	School of Education	BS
Television and Digital Media Production	EDU	Television Production	BS
Training in Business and Industry	EDU	School of Education	BS
Wage Earning Home Economics Education	EDU	School of Education	BS
Art History	KEN	Liberal Arts & Sciences	BS
Fine Arts	KEN	Fine Arts/Foundation	BFA
Fine Arts Drawing	KEN	Fine Arts/Foundation	BFA
Fine Arts Drawing	KEN	Fine Arts/Foundation	MFA
Fine Arts Painting	KEN	Fine Arts/Foundation	BFA
Fine Arts Painting	KEN	Fine Arts/Foundation	MFA
Fine Arts Photography	KEN	Fine Arts/Foundation	BFA
Fine Arts Photography	KEN	Fine Arts/Foundation	MFA
Fine Arts Printmaking	KEN	Fine Arts/Foundation	BFA
Fine Arts Printmaking	KEN	Fine Arts/Foundation	MFA
Fine Arts Sculpture	KEN	Fine Arts/Foundation	BFA
Fine Arts Woodwork	KEN	Fine Arts/Foundation	BFA
Furniture Design	KEN	Design Studies	BFA
Illustration	KEN	Design Studies	BFA
Industrial Design	KEN	Design Studies	BFA
Interior Design	KEN	Design Studies	BFA
Visual Communications	KEN	Design Studies	BFA

Source: Office of Institutional Research and Testing

DEGREES/PROGRAMS

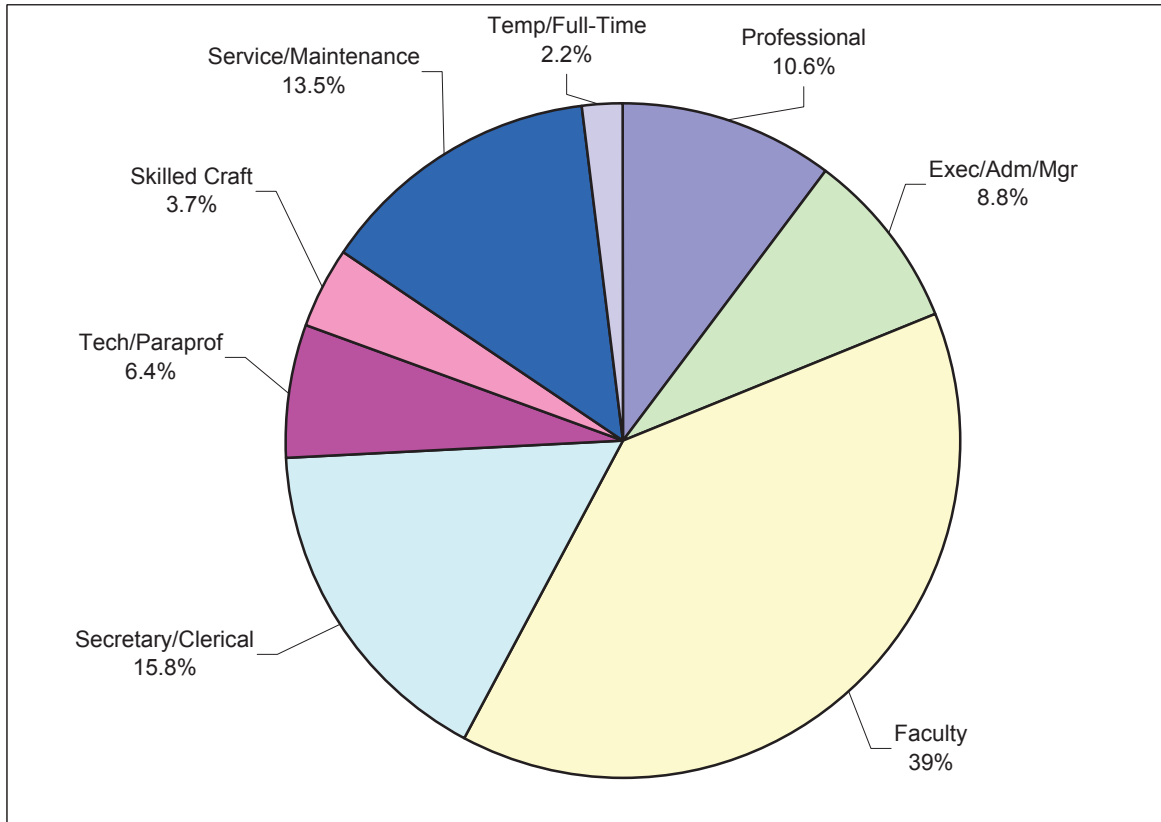
FERRIS STATE UNIVERSITY APPROVED PROGRAMS			
PROGRAM NAMES	COLLEGE	DEPARTMENT	DEGREE
Optometry	OPT	Optometry	OD
Doctor of Pharmacy	PHR	Pharmacy	Pharm.D.
Architectural Technology	TEC	Architectural Tech & Facilities Mgmt	AAS
Automotive and Heavy Equipment Management	TEC	Automotive	BS
Automotive Body	TEC	Automotive	AAS
Automotive Engineering Technology	TEC	Automotive	BS
Automotive Service Technology	TEC	Automotive	AAS
Building Construction Technology	TEC	Construction Tech & Management	AAS
CAD Drafting & Tool Design Technology	TEC	Mechanical Design	AAS
Civil Engineering Technology	TEC	Construction Tech & Management	AAS
Computer Networks & Systems	TEC	Electronics/CNS	BS
Construction Management	TEC	Construction Tech & Management	BS
Construction Management/Highway/Bridge track	TEC	Construction Tech & Management	BS
Construction Management/Comm/Indust Bldg track	TEC	Construction Tech & Management	BS
Electrical/Electronics Eng Tech	TEC	Electronics/CNS	BS
Facilities Management	TEC	Architectural Tech & Facilities Mgmt	BS
Heavy Equipment Service Engineering Technology	TEC	Heavy Equipment	BS
Heavy Equipment Service Technology	TEC	Heavy Equipment	AAS
HVACR Engineering Technology	TEC	HVACR	BS
HVACR Technology	TEC	HVACR	AAS
Industrial Electronics Technology	TEC	Electronics/CNS	AAS
Manufacturing Engineering Technology	TEC	Manufacturing Engineering Tech	BS
Manufacturing Tooling Technology	TEC	Manufacturing Engineering Tech	AAS
Mechanical Engineering Technology	TEC	Mechanical Design	AAS
Mechanical Engineering Technology	TEC	Mechanical Design	BS
New Media Printing & Publishing	TEC	Printing & Imaging Tech Management	BS
Plastics Engineering Technology	TEC	Plastics & Rubber	BS
Plastics Technology	TEC	Plastics & Rubber	AAS
Printing Management	TEC	Printing & Imaging Tech Management	BS
Printing & Digital Graphic Imaging Technology	TEC	Printing & Imaging Tech Management	AAS
Product Design Engineering Technology	TEC	Mechanical Design	BS
Quality Engineering Technology	TEC	Manufacturing Engineering Tech	BS
Rubber Engineering Technology	TEC	Plastics & Rubber	BS
Rubber Technology	TEC	Plastics & Rubber	AAS
Surveying Engineering	TEC	Surveying Engineering	BS
Surveying Technology	TEC	Surveying Engineering	AAS
Welding Engineering Technology	TEC	Welding Engineering Technology	BS
Welding Technology	TEC	Welding Engineering Technology	AAS

Source: Office of Institutional Research and Testing

Faculty / Staff

**UNIVERSITY STAFF BY JOB CATEGORY AND SEX
FALL 2004**

FULL-TIME



JOB CATEGORY	MALE		FEMALE		TOTAL	
	NUMBER	PERCENT	NUMBER	PERCENT	NUMBER	PERCENT
Professional	59	41.5%	83	58.5%	142	10.6%
Exec/Adm/Mgr	72	61.0%	46	39.0%	118	8.8%
Faculty	341	65.0%	184	35.0%	525	39.0%
Secretary/Clerical	3	1.4%	209	98.6%	212	15.8%
Tech/Paraprof	54	63.5%	31	36.5%	85	6.4%
Skilled Craft	49	98.0%	1	2.0%	50	3.7%
Service/Maintenance	94	51.9%	87	48.1%	181	13.5%
Temporary Full-Time *	13	43.3%	17	56.7%	30	2.2%
TOTAL	685	51.0%	658	49.0%	1,343	100.0%

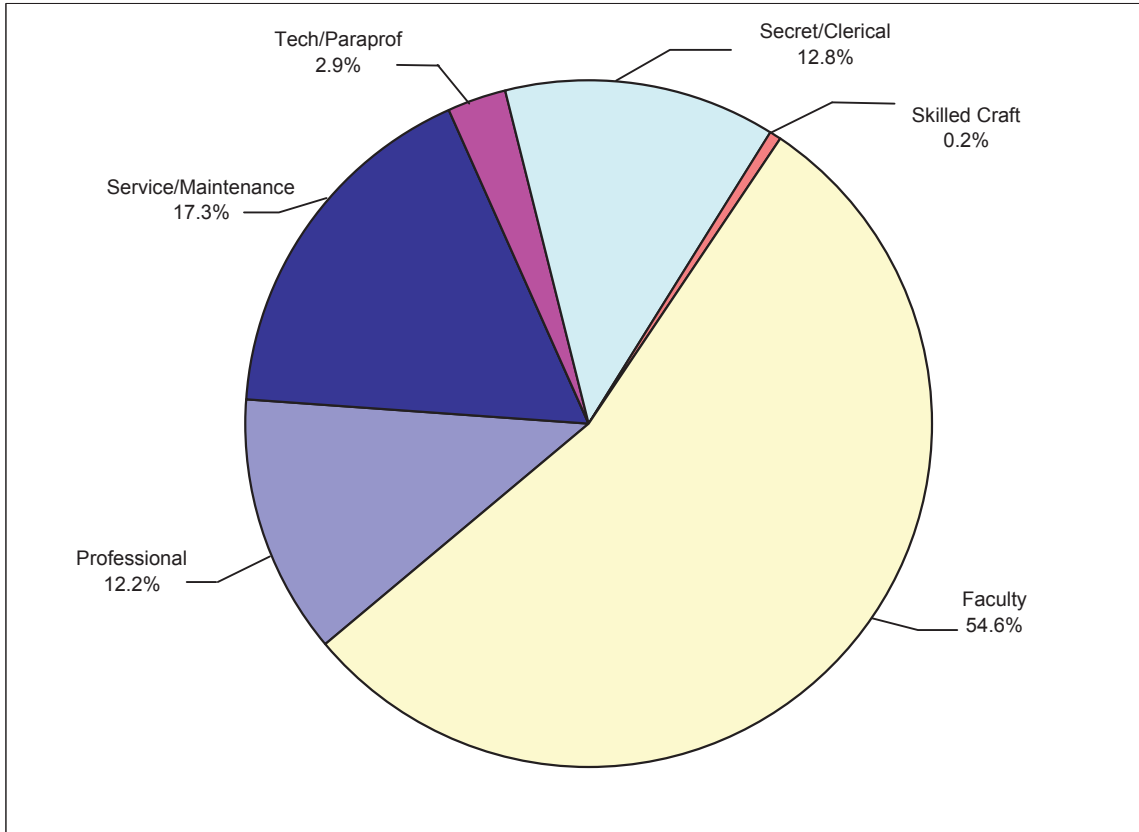
* Temporary Full-time includes all employees in an "O" assignment that are not permanent positions

Source: Office of Human Resource Development

FACULTY/STAFF

UNIVERSITY STAFF BY JOB CATEGORY AND SEX FALL 2004

PART-TIME

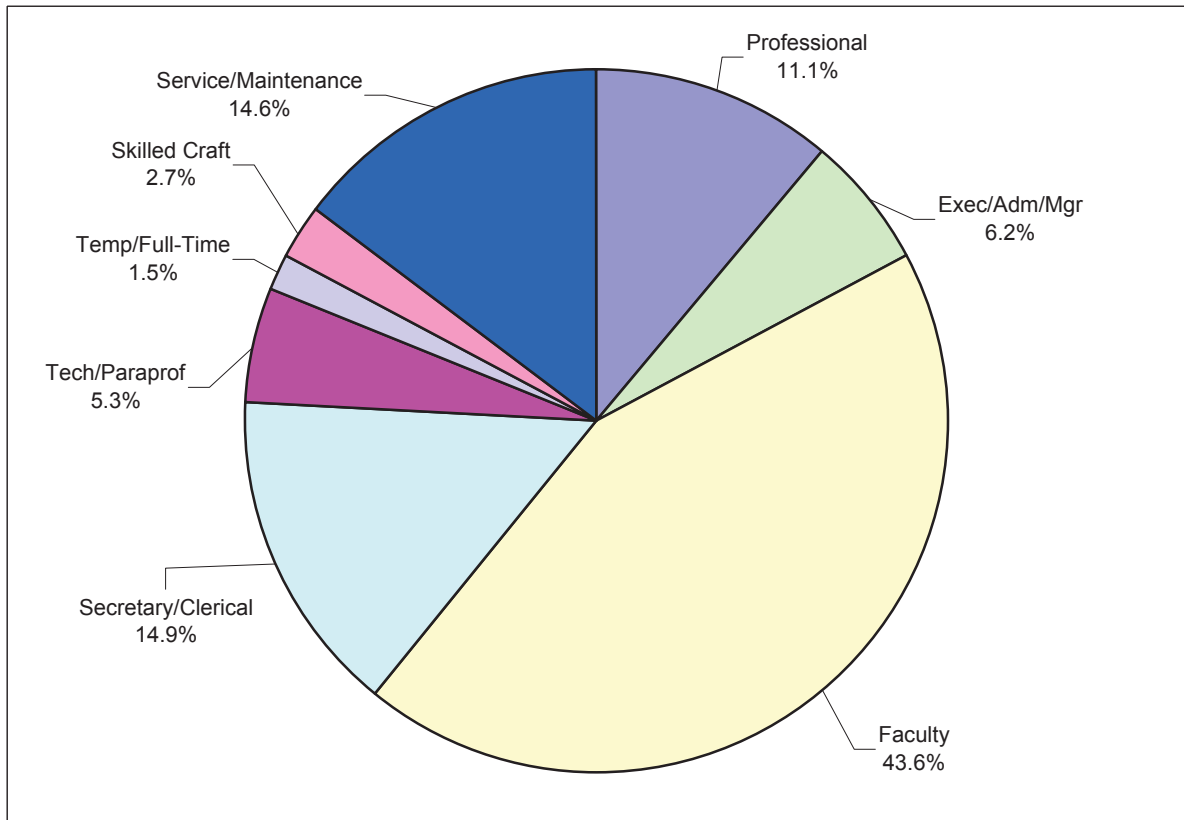


<u>JOB CATEGORY</u>	<u>MALE</u>		<u>FEMALE</u>		<u>TOTAL</u>	
	<u>NUMBER</u>	<u>PERCENT</u>	<u>NUMBER</u>	<u>PERCENT</u>	<u>NUMBER</u>	<u>PERCENT</u>
Professional	38	56.7%	29	43.3%	67	12.2%
Faculty	153	51.2%	146	48.8%	299	54.6%
Secretary/Clerical	5	7.1%	65	92.9%	70	12.8%
Tech/Paraprof	9	56.3%	7	43.8%	16	2.9%
Skilled Craft	1	100.0%	0	0.0%	1	0.2%
Service/Maintenance	26	27.4%	69	72.6%	95	17.3%
TOTAL	232	42.3%	316	57.7%	548	100.0%

Source: Office of Human Resource Development

**UNIVERSITY STAFF BY JOB CATEGORY AND SEX
FALL 2004**

TOTAL



JOB CATEGORY	MALE		FEMALE		TOTAL	
	NUMBER	PERCENT	NUMBER	PERCENT	NUMBER	PERCENT
Professional	97	46.4%	112	53.6%	209	11.1%
Exec/Adm/Mgr	72	61.0%	46	39.0%	118	6.2%
Faculty	494	60.0%	330	40.0%	824	43.6%
Secretary/Clerical	8	2.8%	274	97.2%	282	14.9%
Tech/Paraprof	63	62.4%	38	37.6%	101	5.3%
Skilled Craft	50	98.0%	1	2.0%	51	2.7%
Service/Maintenance	120	43.5%	156	56.5%	276	14.6%
Temporary Full-Time *	13	43.3%	17	56.7%	30	1.5%
TOTAL	917	48.5%	974	51.5%	1,891	100.0%

* Temporary Full-Time includes all employees in an "O" assignment that are not permanent positions

Source: Office of Human Resource Development

FACULTY/STAFF

WORK FORCE ANALYSIS SUMMARY FULL TIME EMPLOYEES - DECEMBER 2003

	<u>Female</u>	<u>Male</u>	<u>Total</u>
American Indian/Native Alaskan	4	6	10
Asian or Pacific Islander	7	23	30
Black	10	21	31
Hispanic	5	4	9
White	628	631	1,259
Unknown	4	0	4
Total	658	685	1,343

Source: Affirmative Action

DISTINGUISHED TEACHER AWARDS

The Ferris State University Academic Senate oversees the selection of the Distinguished Teacher Awards. Teachers receiving this award have been nominated by their peers based on the following criteria: Teaching excellence; participation in professional development activities; interest in students outside the classroom/laboratory; and exhibiting distinction as a member of the university community.

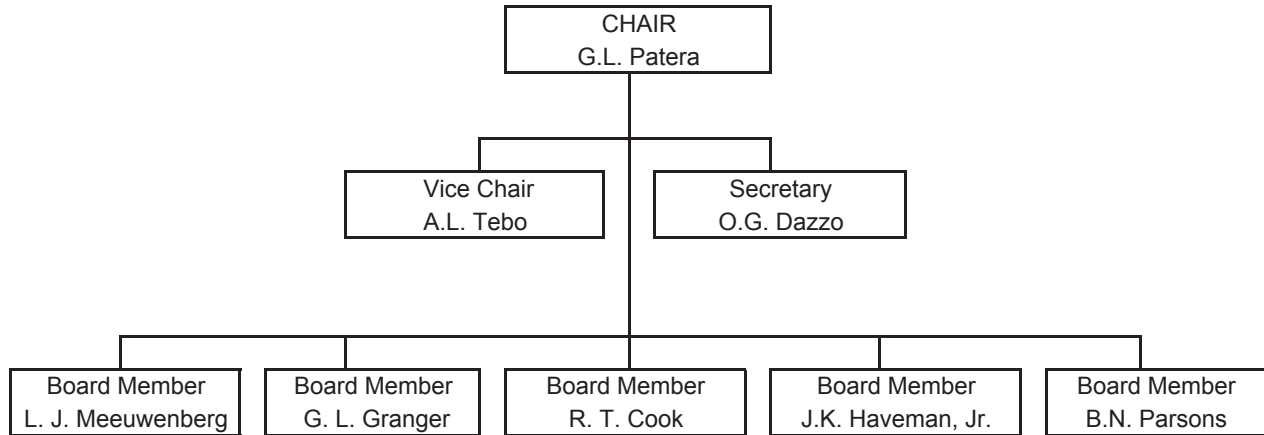
YEAR	RECIPIENT	COLLEGE	YEAR	RECIPIENT	COLLEGE
1963	Ralph E. Patullo	Arts & Sciences	1989	Mark A. Curtis	Technology
1964	June B. Carr	Arts & Sciences	1989	James D. Maas	Business
1965	Marguerite Jeserich	Arts & Sciences	1990	Dr. Marilyn Keigley	Business
1966	George Wells	Arts & Sciences	1990	Christine Towner	Allied Health
1967	Garnet Zimmerman	Technology	1991	Dr. Roxanne M. Cullen	Arts & Sciences
1968	Karlis Kazerovskis	Pharmacy	1991	Gary C. Horn	Arts & Sciences
1969	Frank Karas	Arts & Sciences	1992	Bruce L. Beetley	Arts & Sciences
1970	Robert K. Harry	Arts & Sciences	1992	John H. Landis	Allied Health Sciences
1971	Kenneth O. McManis	Arts & Sciences	1993	Doug Fonner	Arts & Sciences
1972	George N. Holcomb	Pharmacy	1993	Terry Nerbonne	Education
1973	Richard Hunter	Allied Health	1994	Fred Lovgren	Business
1974	Roger F. Kennedy	Technology	1994	Edward Stuart	Technology
1975	Everett J. Nienhouse	Arts & Sciences	1995	Maude Bigford	Arts & Sciences
1976	Barbara Sengelau	Allied Health	1995	Judy Schottle	Allied Health Sciences
1977	Max T. Yeley	Technology	1996	Michael Keating	MI College of Opt. at F.S.U.
1978	Richard L. Shaw	Technology	1996	Caroline Stern	Arts & Sciences
1979	Joseph J. Mitala	Pharmacy	1997	Dr. J. Randall Vance	MI College of Opt. at F.S.U.
1980	Sidney P. Sytsma	Business	1998	Dr. Walt Hoeksema	Arts & Sciences
1981	Richard A. Santer	Arts & Sciences	1998	Mitchell LeClaire	Technology
1982	Michael D. Ells	Allied Health	1999	Maryanne Heidemann	Arts & Sciences
1982	Neill H. Nutter	Arts & Sciences	1999	James (Ted) Walker	Arts & Sciences
1983	Herbert L. Carson	Arts & Sciences	2000	Daniel E. Noren	Arts & Sciences
1984	Robert E. Friar	Arts & Sciences	2000	Richard J. Pisacreta	Arts & Sciences
1984	Newell H. Johnson	Technology	2001	Abdollah Ferdowsi	Business
1985	Julia H. Bonkowski	Allied Health	2001	J. Randall Groves	Arts & Sciences
1985	James P. Lehnert	Arts & Sciences	2002	Sheila Squicciarini	Allied Health Sciences
1986	Ada Lou Carson	Arts & Sciences	2003	David Aiken	Arts & Sciences
1987	Michael C. Cooper	Business	2003	David Hanna	Technology
1987	Rose Ann Swartz	Business	2003	Phillip Middleton	Arts & Sciences
1988	Robert C. Ferguson	Arts & Sciences	2004	David Pilgrim	Arts & Sciences
1988	Garth S. McHattie	Education			

Source: Academic Senate

Organizational Charts

FERRIS STATE UNIVERSITY

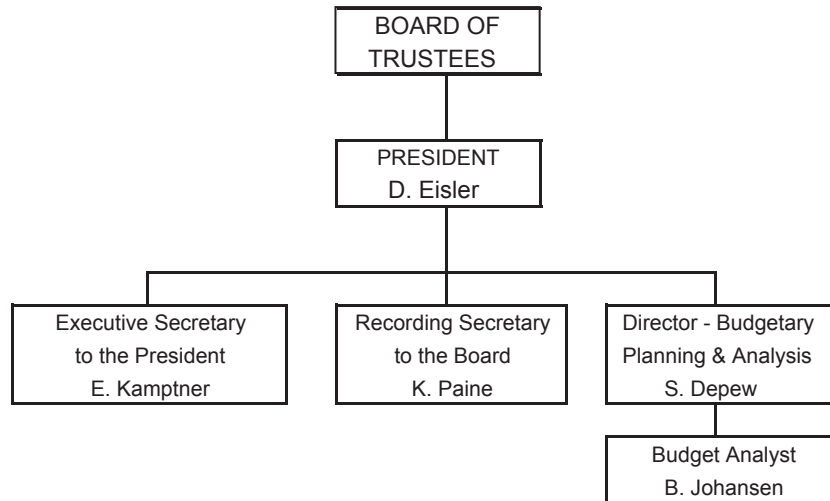
BOARD OF TRUSTEES



ORGANIZATIONAL CHARTS

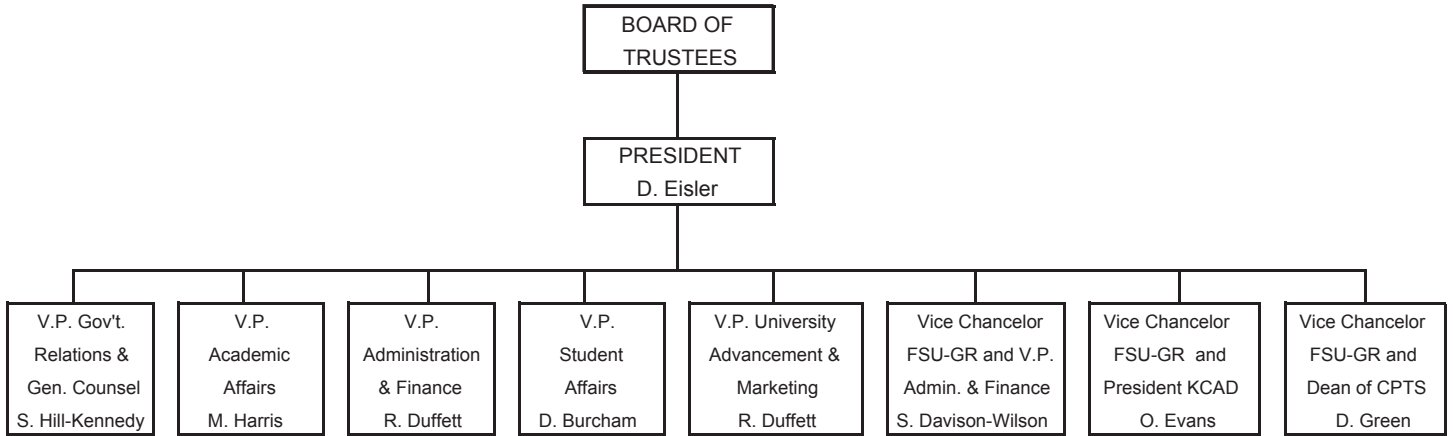
FERRIS STATE UNIVERSITY

EXECUTIVE DIVISION



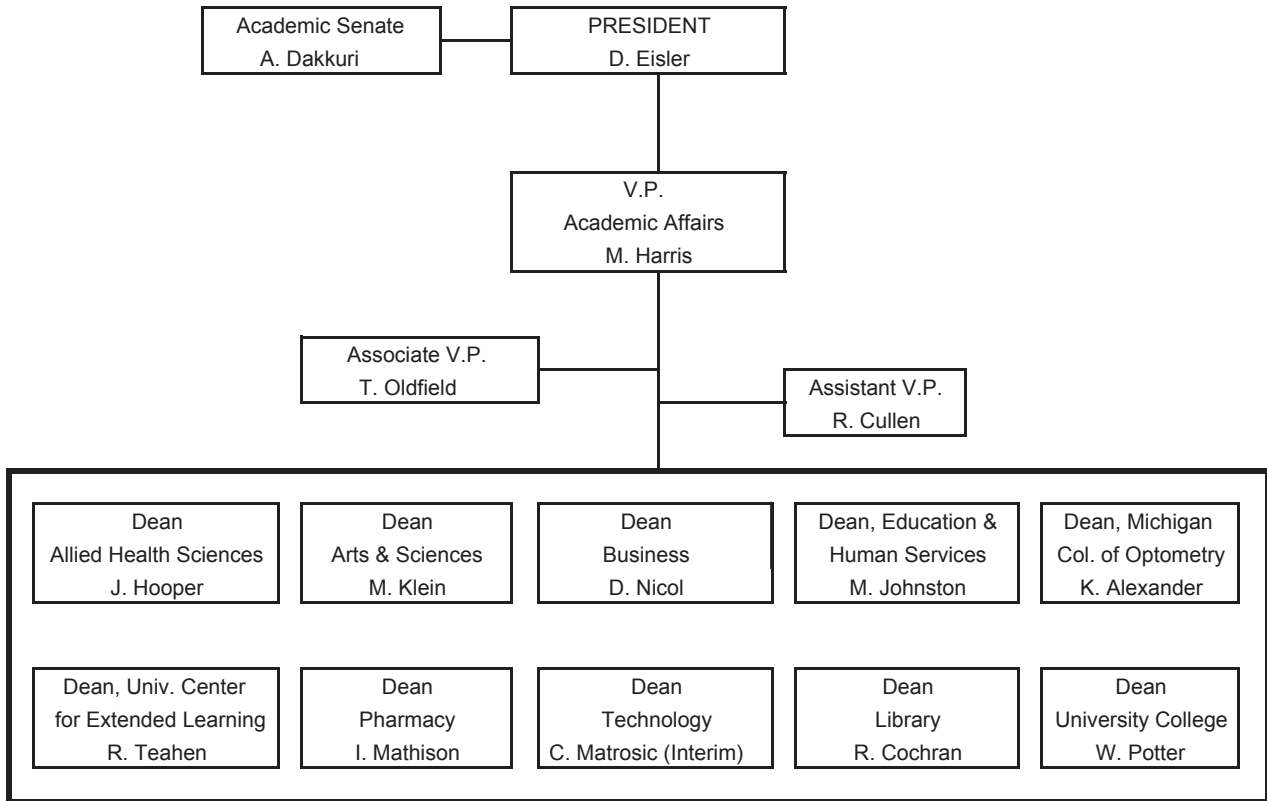
FERRIS STATE UNIVERSITY

PRESIDENT'S COUNCIL

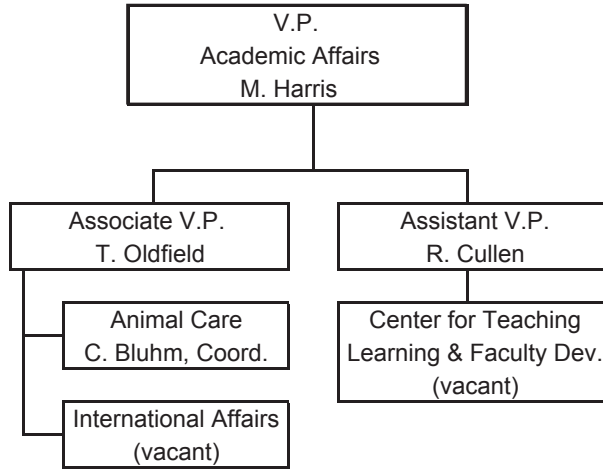


ORGANIZATIONAL CHARTS

FERRIS STATE UNIVERSITY ACADEMIC AFFAIRS DIVISION



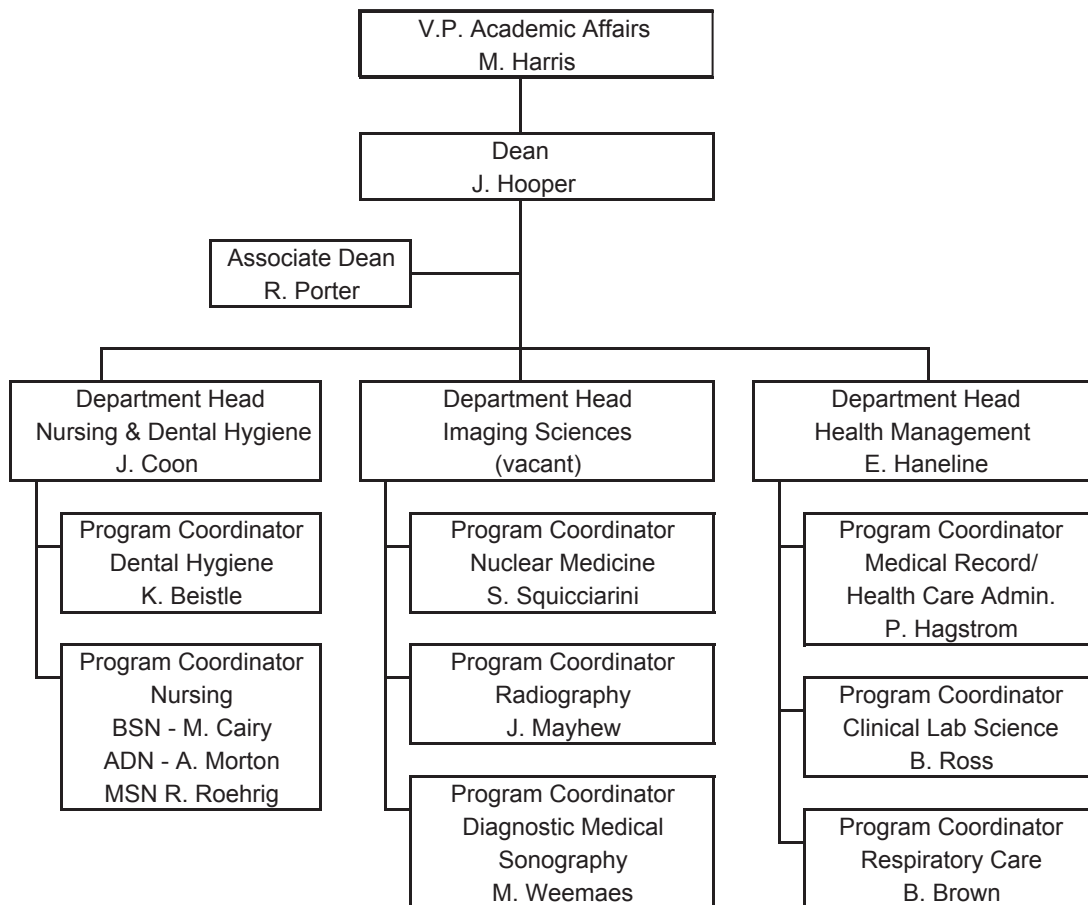
FERRIS STATE UNIVERSITY
OFFICE OF ACADEMIC AFFAIRS



ORGANIZATIONAL CHARTS

FERRIS STATE UNIVERSITY ACADEMIC AFFAIRS DIVISION

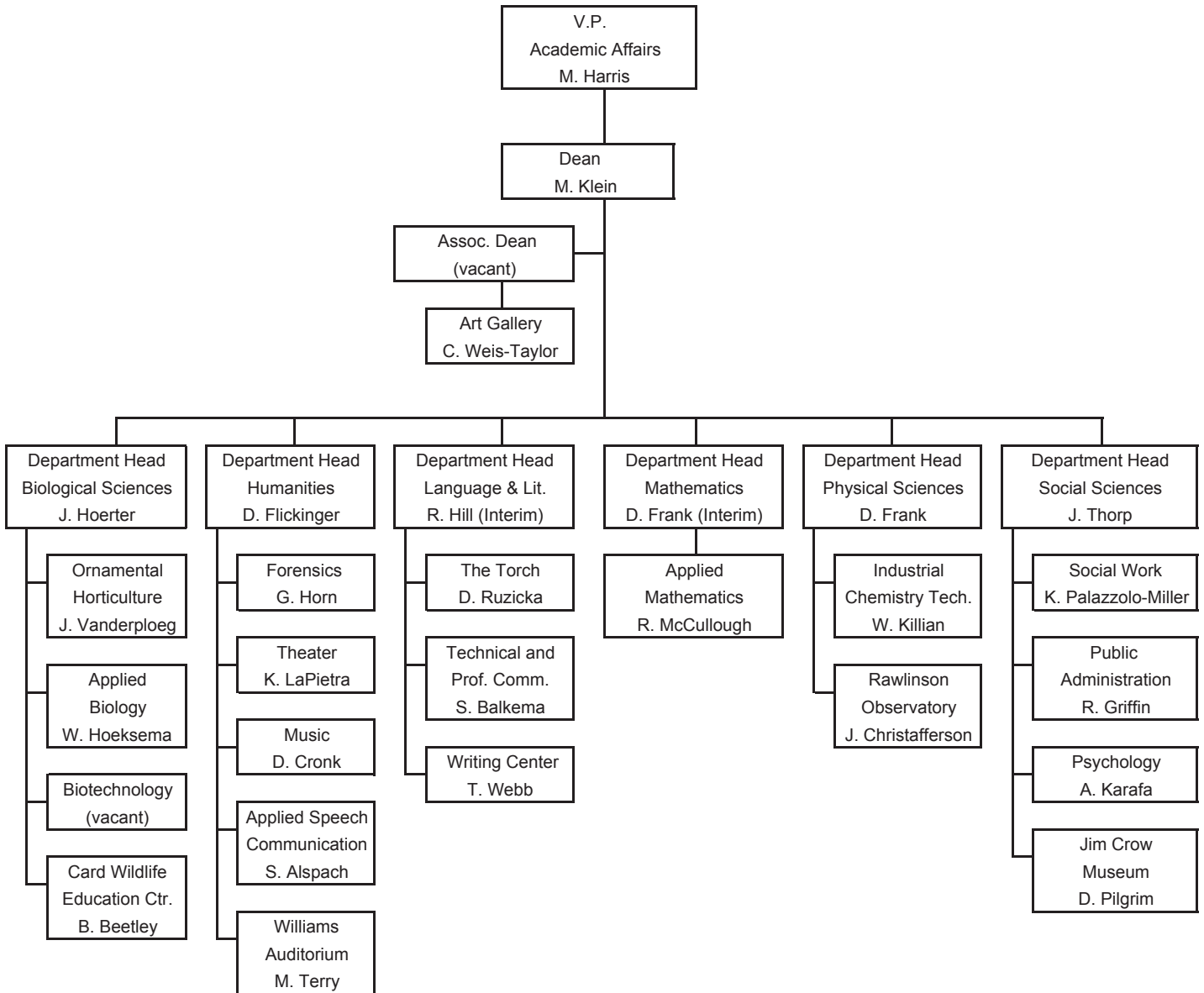
COLLEGE OF ALLIED HEALTH SCIENCES



ORGANIZATIONAL CHARTS

FERRIS STATE UNIVERSITY ACADEMIC AFFAIRS DIVISION

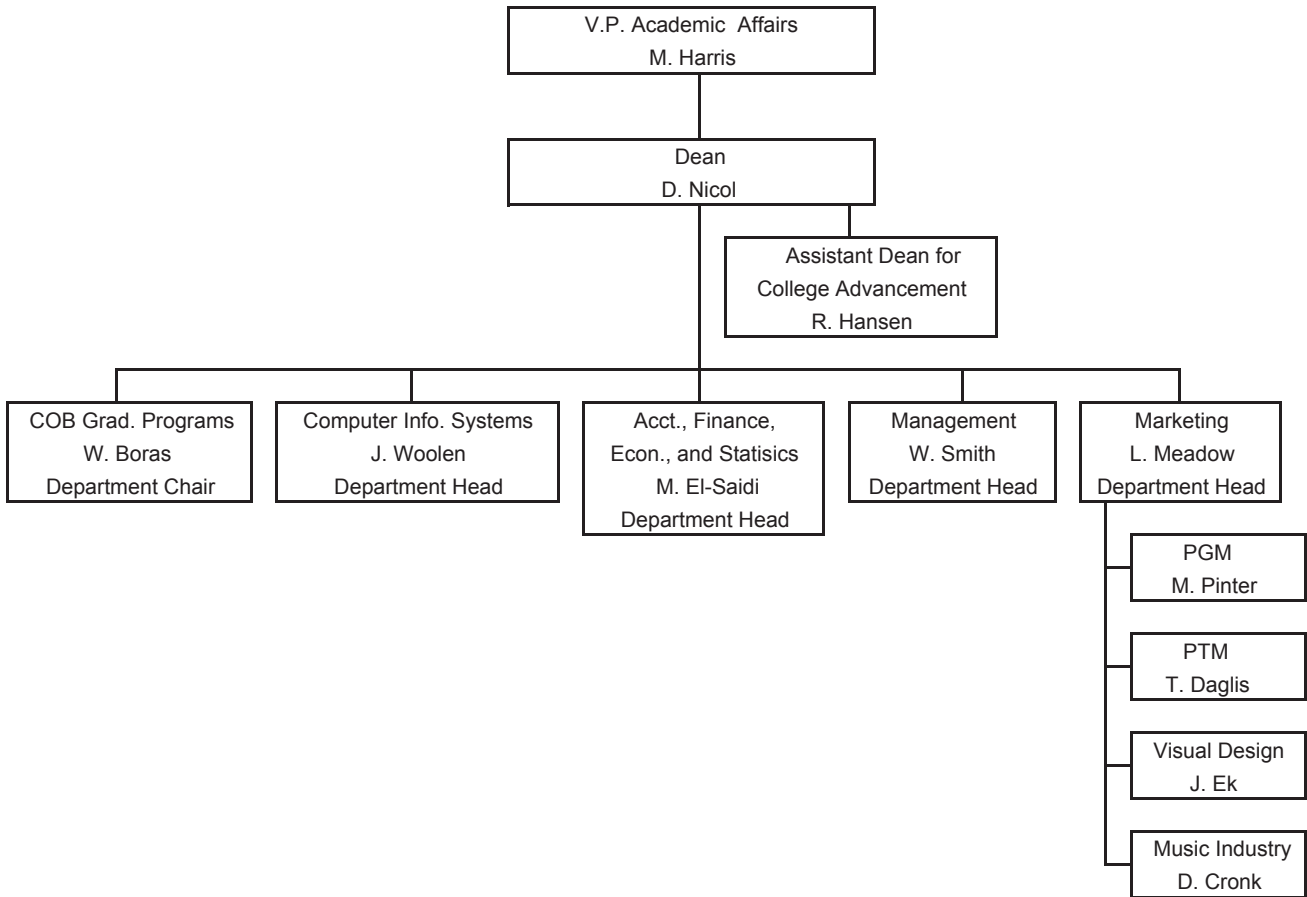
COLLEGE OF ARTS & SCIENCES



ORGANIZATIONAL CHARTS

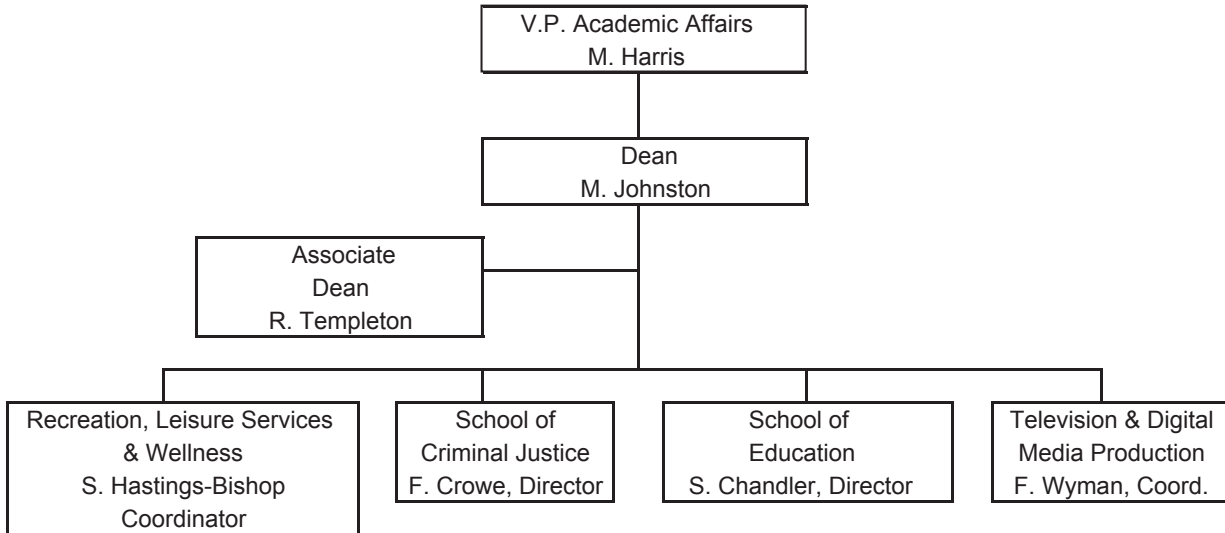
FERRIS STATE UNIVERSITY ACADEMIC AFFAIRS DIVISION

COLLEGE OF BUSINESS



**FERRIS STATE UNIVERSITY
ACADEMIC AFFAIRS DIVISION**

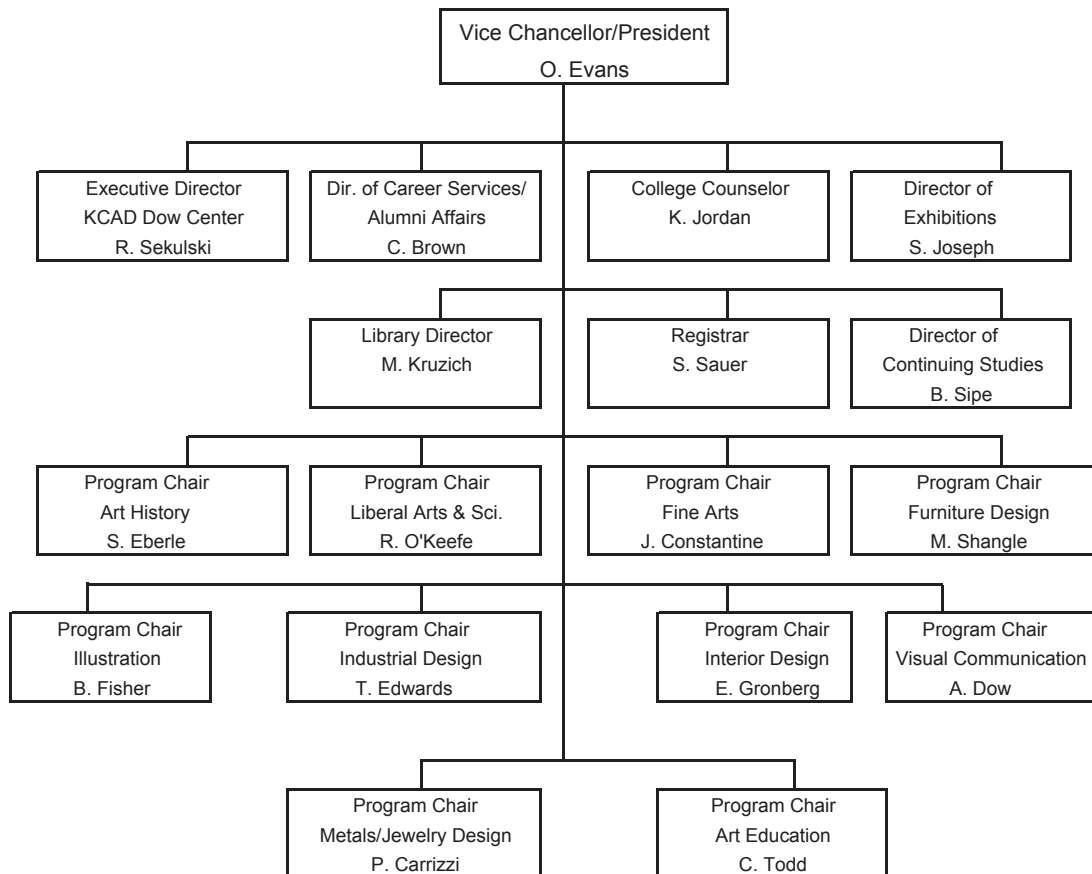
COLLEGE OF EDUCATION & HUMAN SERVICES



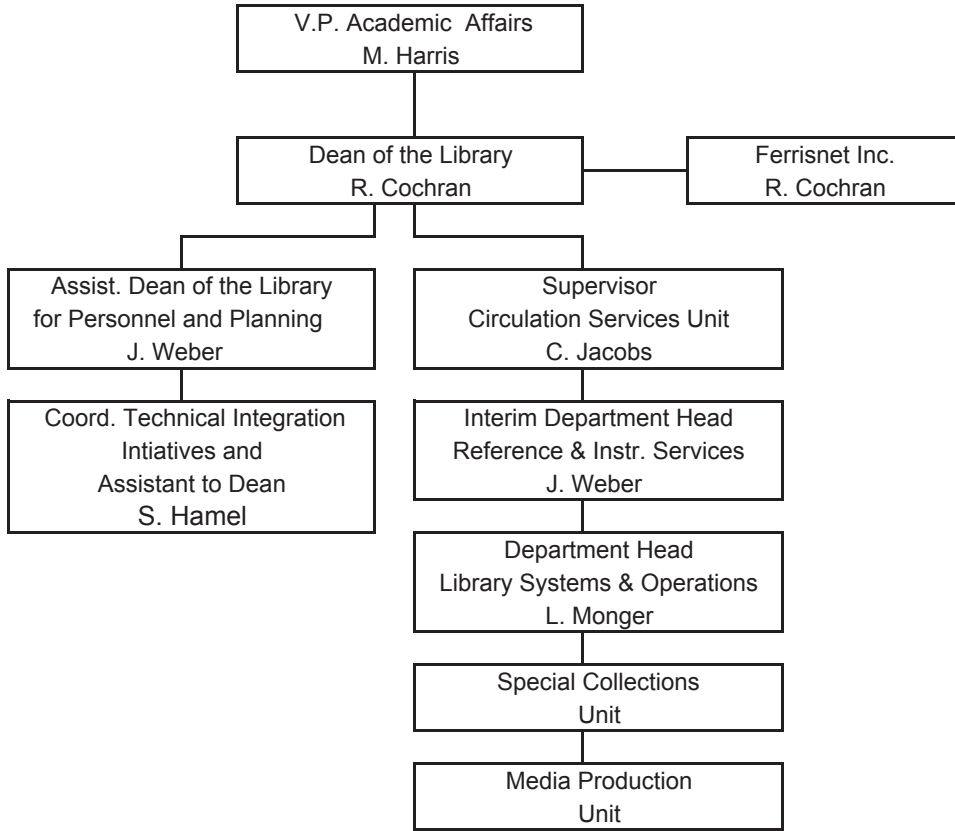
ORGANIZATIONAL CHARTS

FERRIS STATE UNIVERSITY

KENDALL COLLEGE OF ART & DESIGN OF FERRIS STATE UNIVERSITY



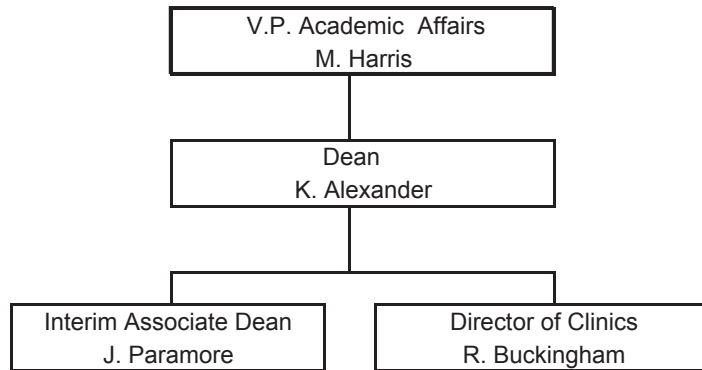
FERRIS STATE UNIVERSITY
ACADEMIC AFFAIRS DIVISION
LIBRARY & INSTRUCTIONAL SERVICES



ORGANIZATIONAL CHARTS

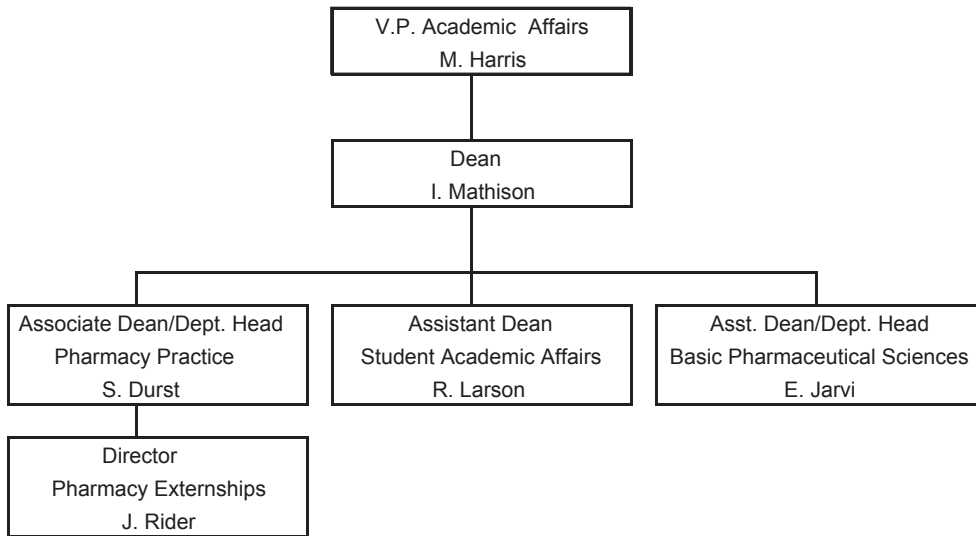
FERRIS STATE UNIVERSITY ACADEMIC AFFAIRS DIVISION

MICHIGAN COLLEGE OF OPTOMETRY AT F.S.U.



**FERRIS STATE UNIVERSITY
ACADEMIC AFFAIRS DIVISION**

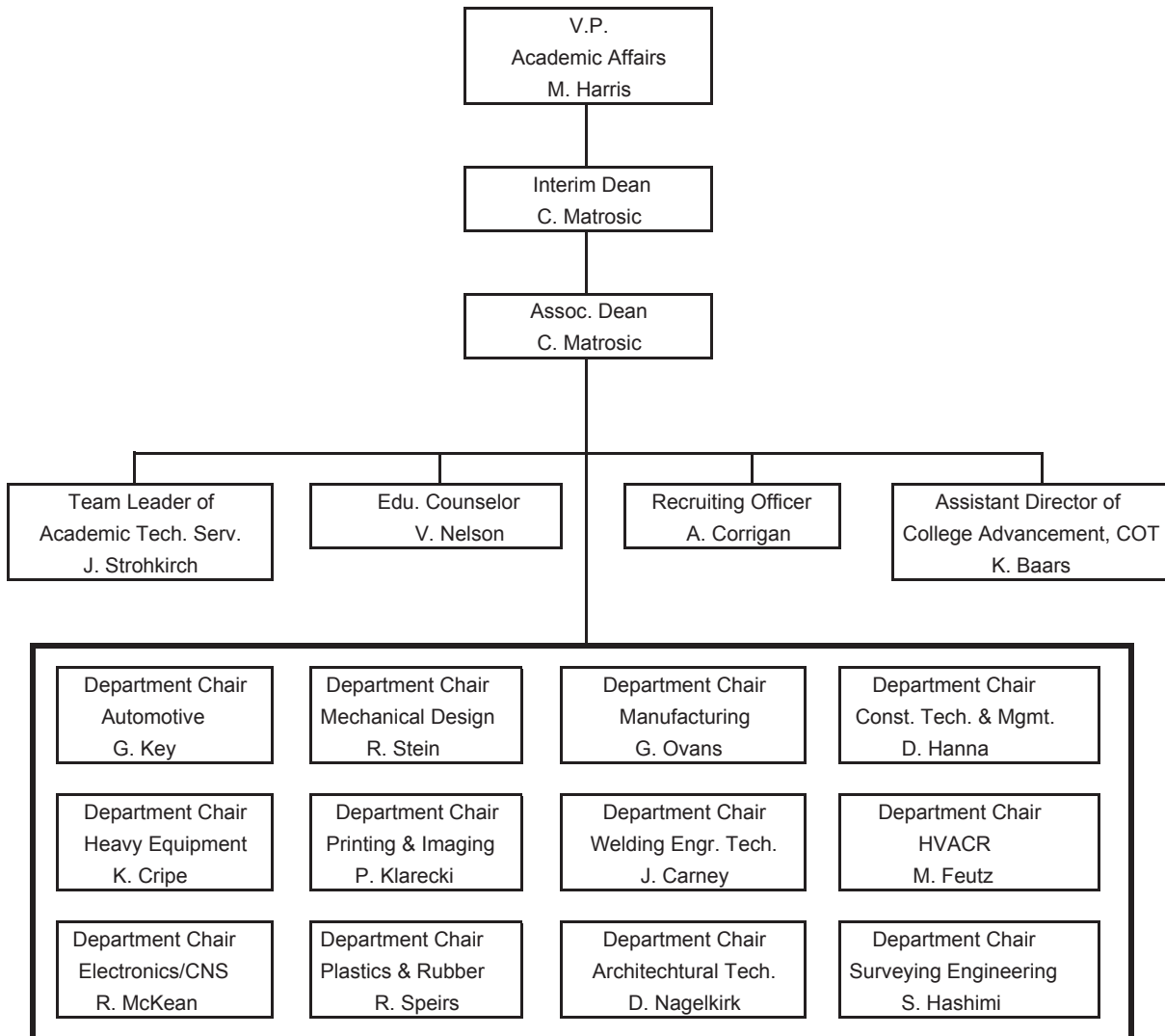
COLLEGE OF PHARMACY



ORGANIZATIONAL CHARTS

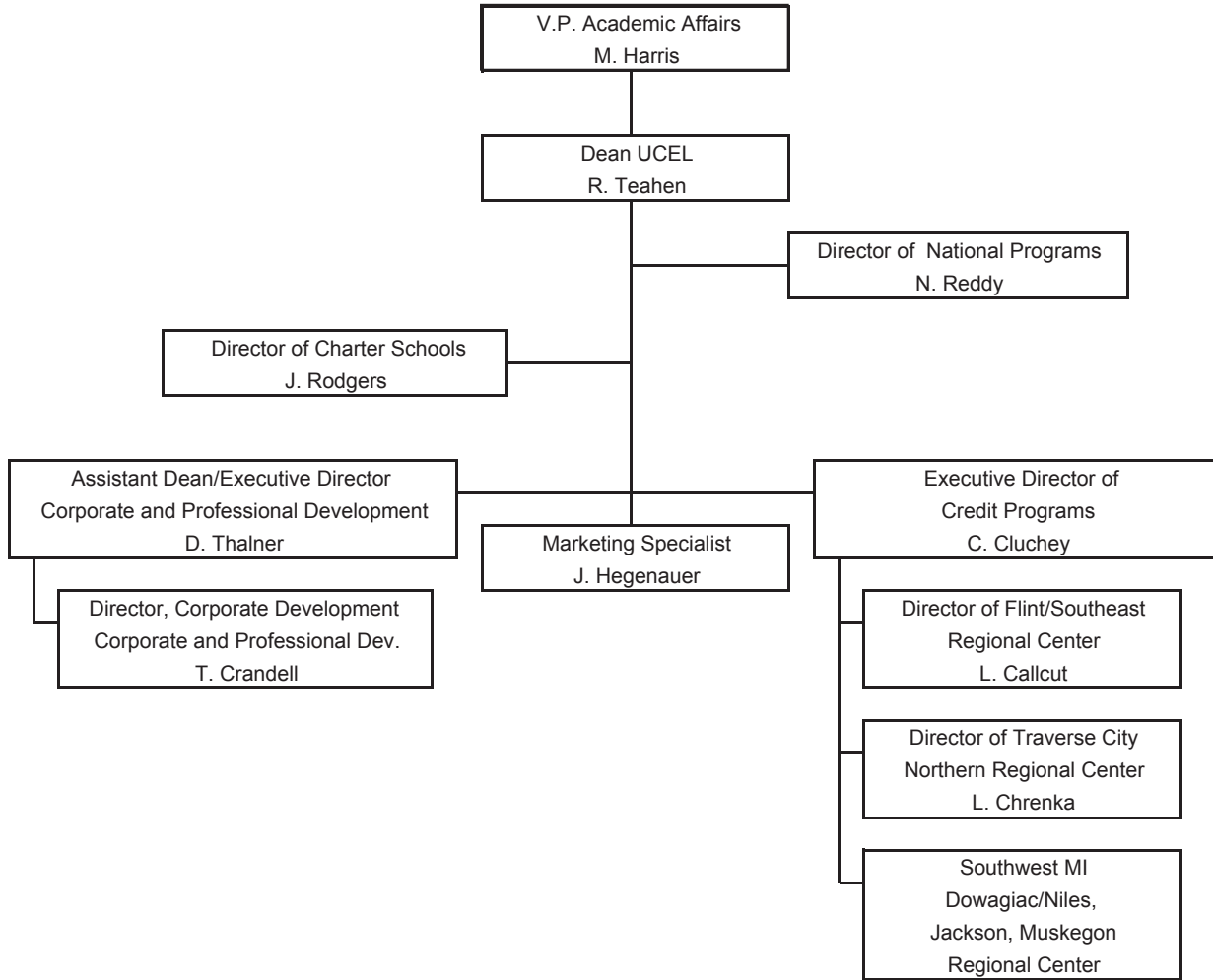
FERRIS STATE UNIVERSITY ACADEMIC AFFAIRS DIVISION

COLLEGE OF TECHNOLOGY



**FERRIS STATE UNIVERSITY
ACADEMIC AFFAIRS DIVISION**

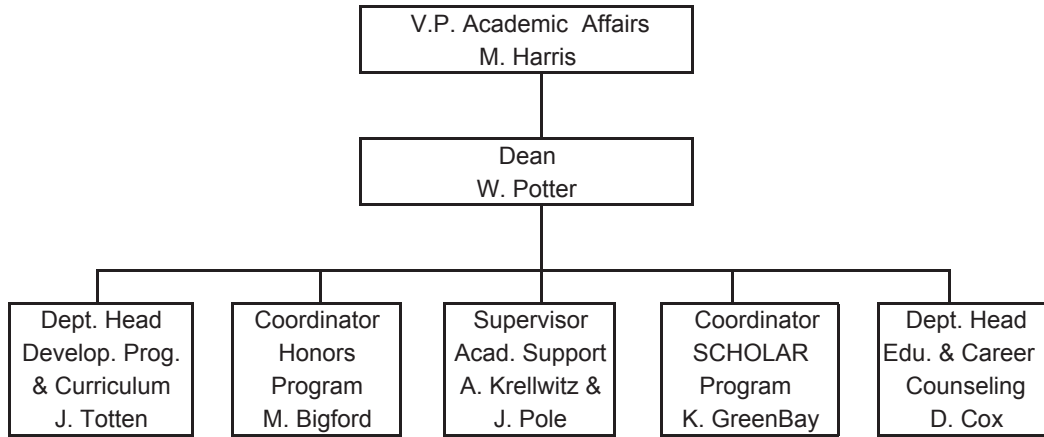
UNIVERSITY CENTER FOR EXTENDED LEARNING



ORGANIZATIONAL CHARTS

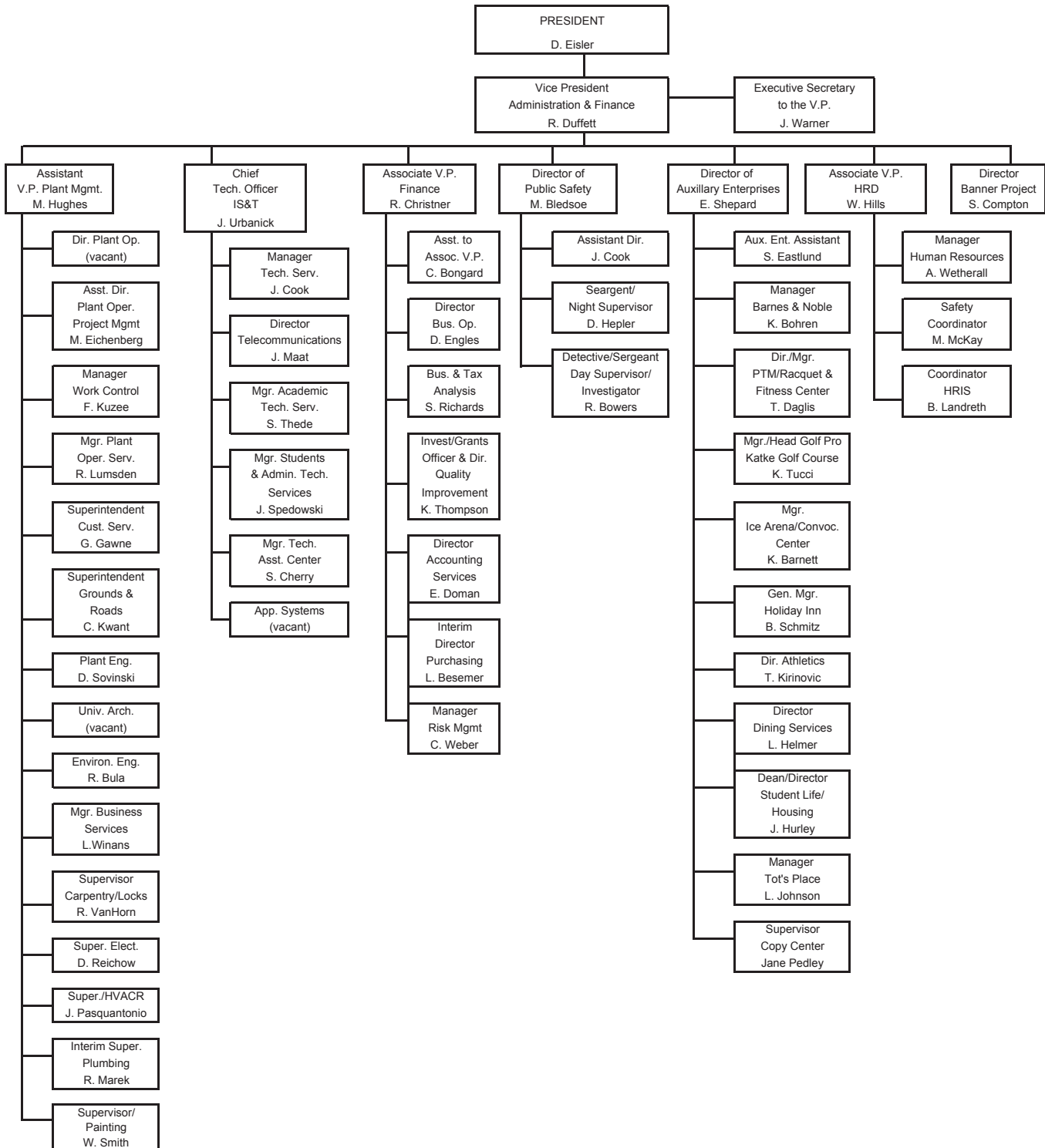
FERRIS STATE UNIVERSITY ACADEMIC AFFAIRS DIVISION

UNIVERSITY COLLEGE



ORGANIZATIONAL CHARTS

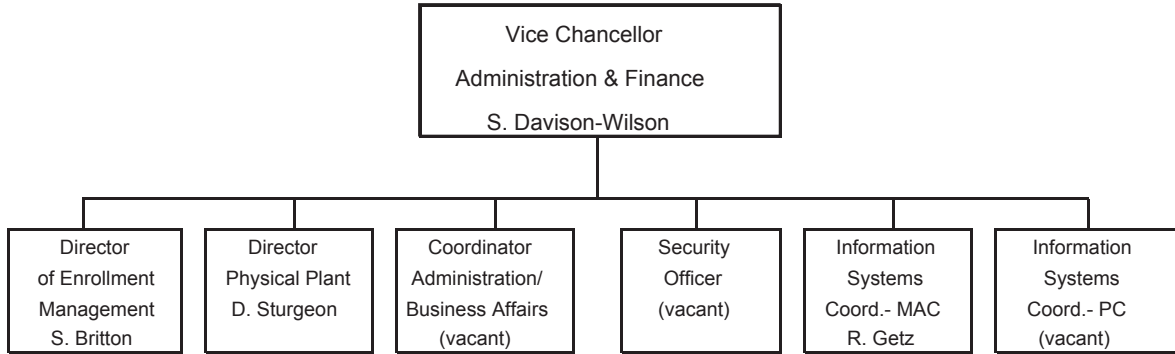
FERRIS STATE UNIVERSITY ADMINISTRATION & FINANCE DIVISION



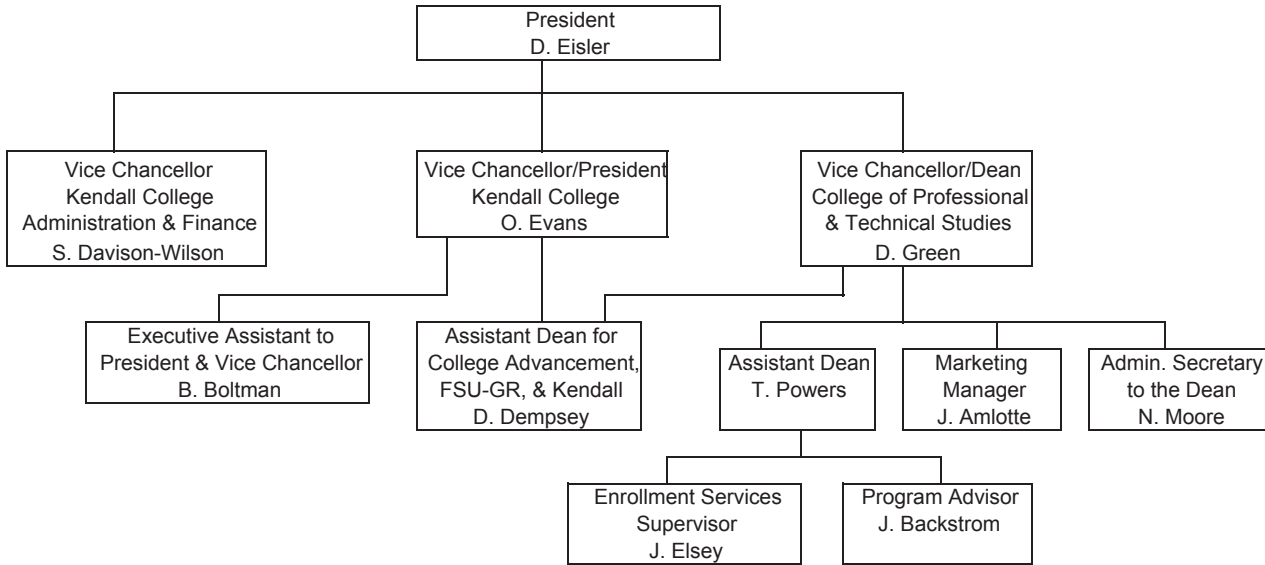
ORGANIZATIONAL CHARTS

FERRIS STATE UNIVERSITY

**KENDALL COLLEGE OF ART & DESIGN OF FERRIS STATE UNIVERSITY
ADMINISTRATION & FINANCE**

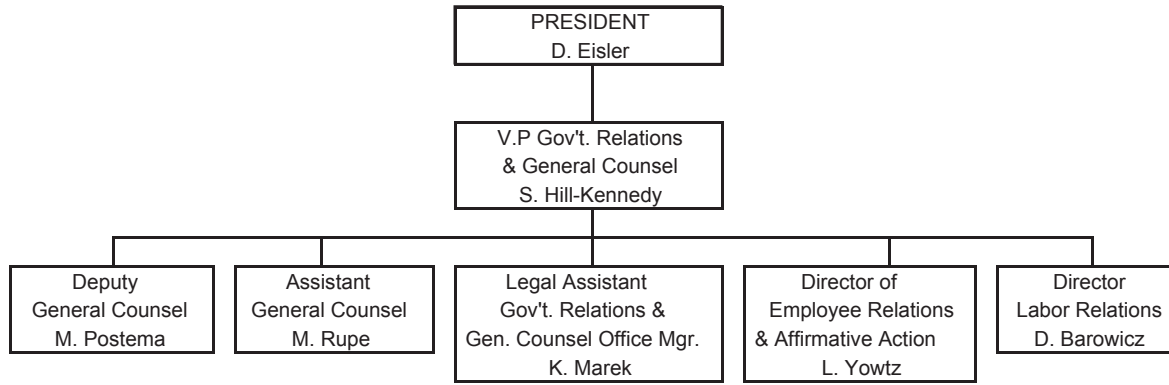


**FERRIS STATE UNIVERSITY
GRAND RAPIDS**

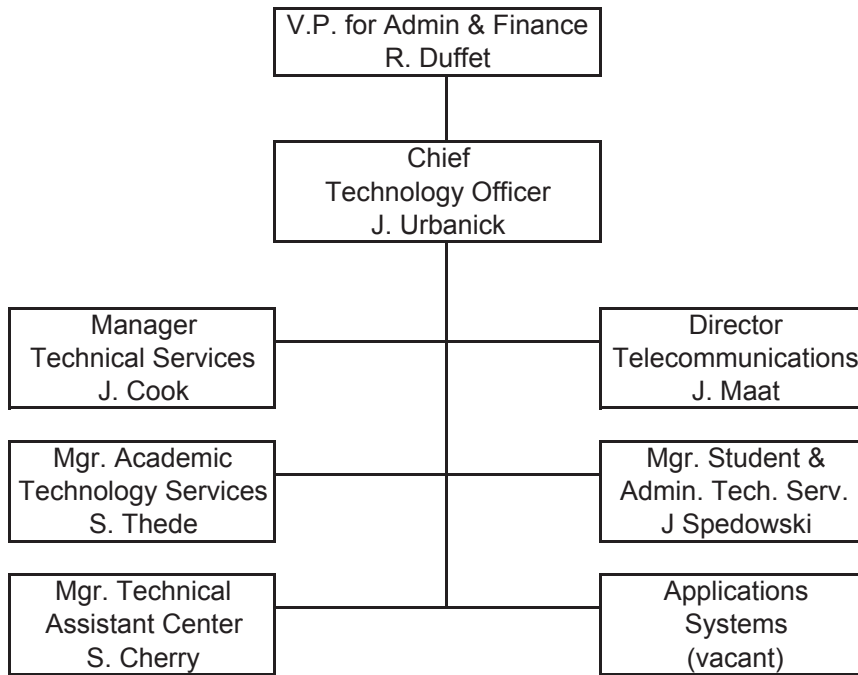


ORGANIZATIONAL CHARTS

Ferris State University
GOVERNMENTAL RELATIONS & GENERAL COUNSEL DIVISION

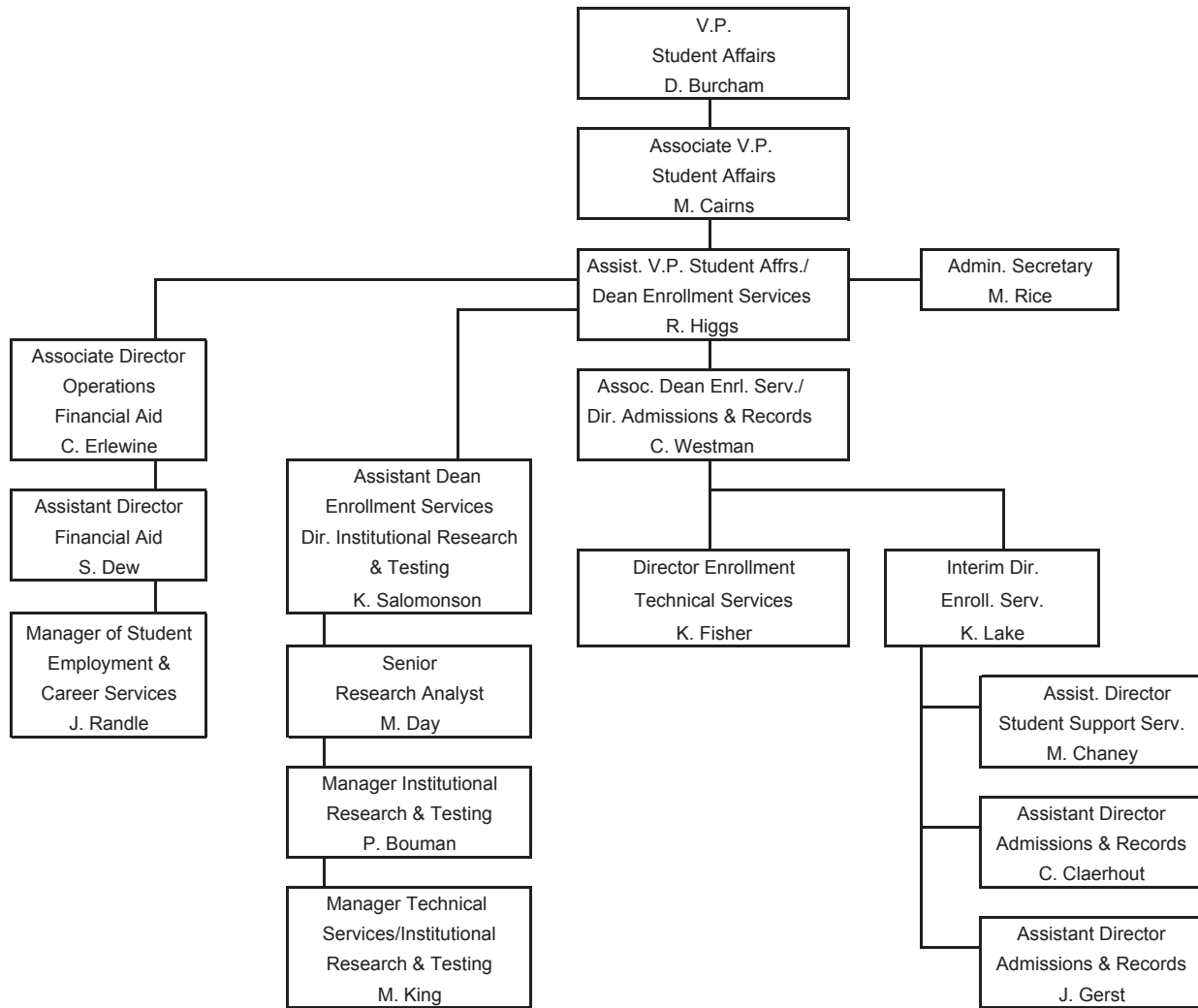


Ferris State University
Information Technology Administration

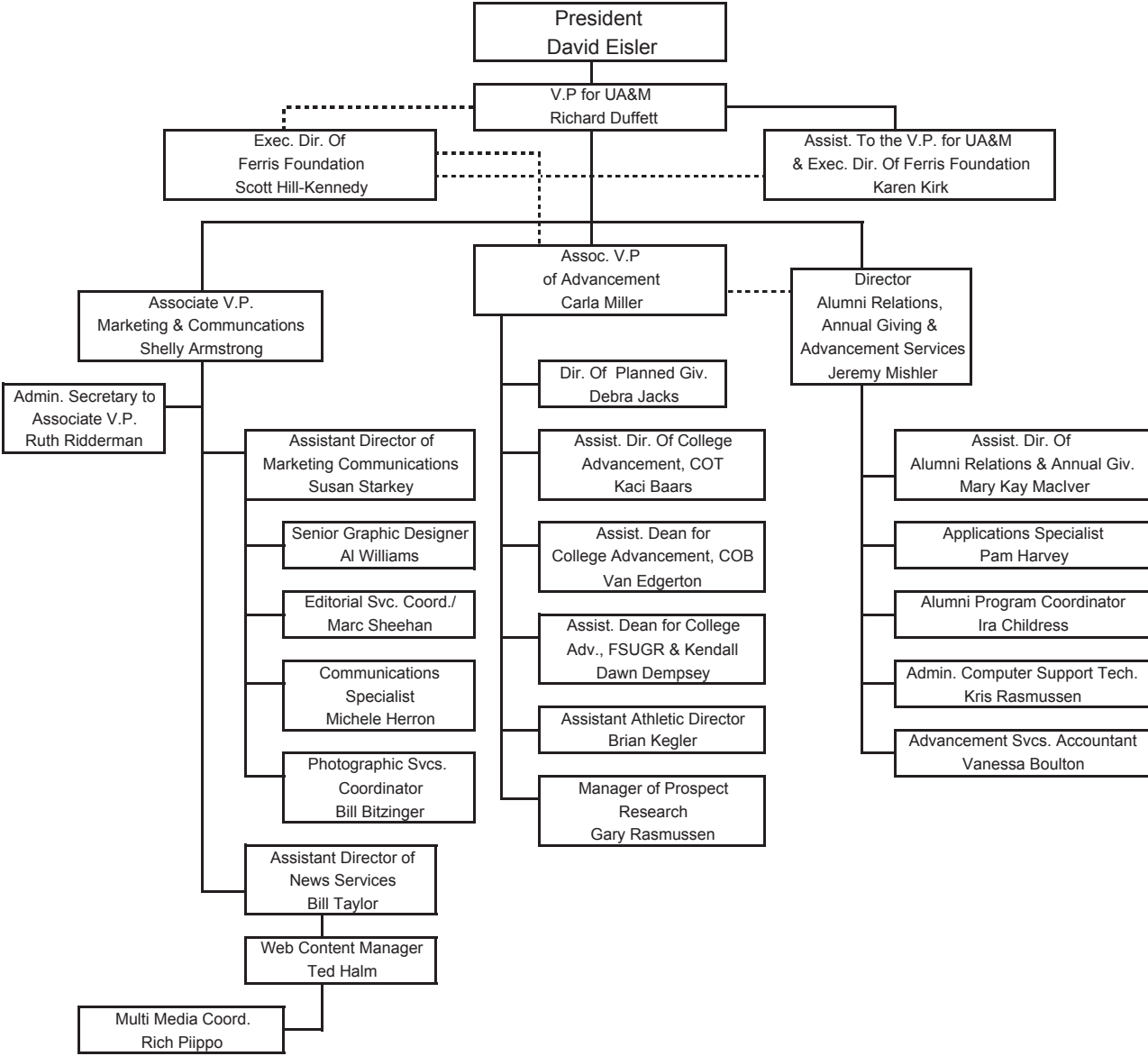


**FERRIS STATE UNIVERSITY
STUDENT AFFAIRS DIVISION**

ENROLLMENT SERVICES



Ferris State University
 University Advancement & Marketing



Alumni

ALUMNI BY STATE 2004

Alabama	119	Kentucky	196	Oregon	127
Alaska	93	Louisiana	45	Pennsylvania	358
Arizona	721	Maine	149	Rhode Island	18
Arkansas	85	Maryland	213	South Carolina	284
Armed Forces California	9	Massachusetts	149	South Dakota	39
Armed Forces Florida	1	Michigan	58,217	Tennessee	351
Armed Forces New York	18	Minnesota	384	Texas	893
California	1,126	Mississippi	34	Utah	51
Colorado	575	Missouri	240	Vermont	32
Connecticut	107	Montana	48	Virginia	412
Delaware	41	Nebraska	54	Washington	270
District of Columbia	28	Nevada	205	West Virginia	43
Florida	1,980	New Hampshire	52	Wisconsin	856
Georgia	533	New Jersey	173	Wyoming	37
Hawaii	45	New Mexico	93		
Idaho	64	New York	366		
Illinois	1,506	North Carolina	537		
Indiana	1,198	North Dakota	19		
Iowa	133	Ohio	1,177		
Kansas	104	Oklahoma	93		
Canada	286				
Other Countries	775				

Source: University Advancement & Marketing

ALUMNI

ALUMNI BY COLLEGE 2004

	<u>Active Alumni</u>	<u>Total Alumni</u>
Allied Health Sciences	12,843	13,011
Arts & Sciences	12,221	15,799
Business	32,315	36,228
Education & Human Services	10,011	10,449
Michigan College of Optometry at FSU	1,644	1,662
Pharmacy	5,898	7,928
Technology	23,083	23,871
Total	98,015	108,948

Total Donations - Fiscal Year 2004

\$7,330,499

Numbers may be duplicated if a degree was earned from more than one college.

Active includes everyone except deceased alumni.

Source: University Advancement & Marketing

PLACEMENT RATES

<u>Categories</u>	<u>1998-99</u>	<u>1999-00</u>	<u>2000-01</u>	<u>2001-02</u>	<u>2002-03</u>
Placement rate includes graduates who are continuing their education or are employed.	98%	98%	97%	96%	97%
Individuals in job market who found jobs.	97%	97%	96%	94%	95%
Graduates in job market employed in their field.	92%	90%	91%	90%	91%
Response rate of grads completing follow-up survey.	62.8%	63.8%	52.8%	59.3%	49.0%

Associate Degree students continuing their education	66%	62%	61%	62%	64%
--	-----	-----	-----	-----	-----

In 2002-03 58% continued at Ferris State University
 In 2001-02 57% continued at Ferris State University
 In 2000-01 57% continued at Ferris State University
 In 1999-00 58% continued at Ferris State University

Respondents who are working and continuing their education concurrently are reported in both of these categories. The placement rate includes individuals only once and does not include not seeking.

Source: Office of Institutional Research & Testing

ALUMNI

RECIPIENTS OF ALUMNI AWARDS

Since 1956, Commencement week activities have included the presentation by the Ferris State University Alumni Association of Distinguished Alumni Awards recognizing exceptional career success and noteworthy fidelity and devotion to the University. Recipients are:

1956

Frederick L. Caldena
Ralph Pino
Nate S. Shapero

1957

Walter R. Braund
Jean DeBoer
Edward M. Sharpe

1958

C. V. Burnett
John H. Butts
Ray M. Hardy
Maurice C. LaClaire
Charles W. Martin
Fred B. Post
W. C. Taggart
Robert H. Wisner

1959

Howard C. Grimes
James T. Jones
Willard J. Nash
Arthur R. Sherk

1960

Manley M. Ellis
Thomas F. Heatley
Thaddeus B. Taylor

1961

C. V. Buttleman
Merta L. Reed
Gideon E. Smith

1962

Walter Armbruster
Joseph C. Hirschfield
Hattie Smith Lear Baribeau

1963

Clare F. Jarecki
Charles S. Neithercut
John W. Tenny

1964

Bess Rose Fishman
Lewie H. Hull
J. Arthur Pino

1965

Leo F. Duggan
C. Gordon Phillips
George C. Quinnell

1966

L. Dale Faunce
Carlton H. Runcieman

1967

Albert F. Cleveland
Roy A. Darling
James C. Finney, Sr.
Willard J. Nash

1968

Norman E. Borgerson
Ann W. Sawasky
Reuben E. Trippensee

1969

Carroll Boutell
Elmon Cataline

1970

Charles E. Fairman
Ethel Taylor Pierce
John Stahlin

1971

Stanley J. Byington
Gerald McKessey
Raymond Sines

1972

Clarence Freeman
Delbert Long
Ramsay Wardrop

1973

Bert C. Brennan
Albert B. Doherty, III
John W. Spicer
Fred A. Westerman

1974

Frank Curtis
Phillip Runkel
Colin Smith

1975

Rex O. Graff
Fred Schnarr
Chester I. Williams

1976

S. John Byington
Gerald L. DeHaan
Clare G. Johnson
H. James Renaud

1977

James R. Hess
Florence I. Holden
Robert J. Norsworthy

1978

Ruth Gibson Butler
Leonard W. Gopp
Robert C. Redman

1979

Peggy A. Frazier
Thomas P. Scholler
Lee A. Westberg

1980

E. Elaine Davies
Kuno Hammerberg
John F. Mangrum

1981

Alvin L. Burrigge
Floyd E. Curtis
Avis J. Ericson

1982

Howard L. Dell
Jack M. Newcomb
Rena D. Westra

1983

Douglas W. Call
Darnell E. Cole
Margaret Ethel Denise
Elton "Ott" Gingrich

1984

Richard C. Andresen
Edmund D. Farhat
Kenneth J. Hicks

1985

Jean D. Deupree
Arnold L. Johnson
Bruce N. Parsons

1986

Richard L. Antonini
Bertil G. Carlson
Kenneth L. Cook
Jack D. Lewis

1987

Maurice Q. Bectel
Roger W. Anderson
H. Kearney Walters

1988

Marjorie L. Fleming
George H. Ryan, Sr.
Gordon E. Kamstra
Charles E. Lippert

1989

Albert J. Coudron
Kenneth W. Kirk
George J. Menoutes
Jerry R. Tubbs

1990

Philip E. Hoffman
Dennis B. Lerner
Roger G. Stoll
Clinton L. Swinehart

1991

Darroll Z. Howard
Jane Reagan Jones
Kenneth E. McCourt

1992

Paul E. Boyer
Richard E. Hurst
Carolyn C. Kilpatrick
James Middaugh

1993

Eugene A. DeFouw
Douglas P. Johnson
Barbara L. Ottinger
Louis M. Sesti

1994

Joseph C. Barney, Jr.
Vernita Burrows
R. Thomas Cook
Kenneth Hoexum

1995

Robert N. Tenney
William Adrian
Jack Bates
John Bradac

1996

Lawrence Marfechuk
Ronald Snead

1996

David V. Dellar

1997

John Wheeler

1998

Steve Harvey

1999

Jerry Woodcock

2000

Daniel F. Niccolai

2001

Robert S. Buckingham

John D. Chinonis

Robyn D. Myers

Robert K. Scranton

2002

John C. Bond

Joseph J. Corcoran II

James B. Meyer

2003

William J. Buckingham

Suzette Compton

2004

Mark E. Alley

Stephen R. Ehardt

Dr. Gary Kadlec

Richard Sauve

The Pacesetter Award recognizes alumni who have been in the job field up to 13 years with exceptional success. Recipients are:

1998

Debra Schults
Jacquelyn Keehne-Miron

1999

Brenda Bartz
Lisa Dexter

2000

Frank (Luke) Wyckoff

2001

Paul M. Eichenberg
Thomas L. Miller

2002

Mechele A. Churchfield
Scott M. Mark

2003

MaryLee Pakieser
James P. Chenier

2004

Bradley A. Henion
Kenneth W. Mance
Mathew M. Vivona

Source: University Advancement and Marketing

Budget

**FERRIS STATE UNIVERSITY
FY 2004-05 GENERAL FUND OPERATING BUDGET**

(AMOUNTS IN THOUSANDS)

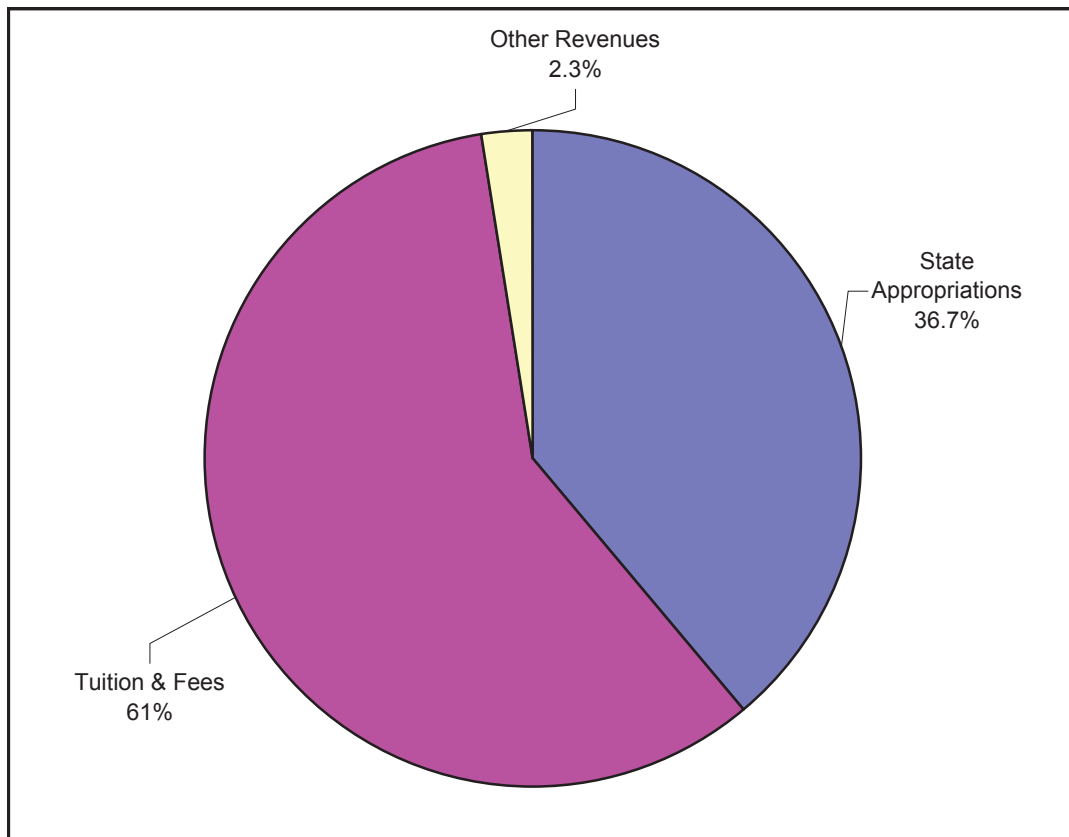
<u>REVENUES</u>	<u>FY 2004-05 OPERATING BUDGET</u>
STATE APPROPRIATIONS	\$48,969
TUITION/FEES	81,277
OTHER REVENUES	<u>3,039</u>
TOTAL REVENUE	\$133,285
<u>EXPENDITURES</u>	
SALARY/WAGE/BENEFIT	\$95,819
OPERATING EXPENSE	30,407
STUDENT ASSISTANCE	7,059
EQUIPMENT	<u>0</u>
TOTAL EXPENDITURES	\$133,285
REVENUE/EXPENDITURE NET	0

Source: Office of Budgetary Planning & Analysis, General Fund Operating Budget FY-04/05

BUDGET

**FERRIS STATE UNIVERSITY
REVENUE SUMMARY**
(AMOUNTS IN THOUSANDS)

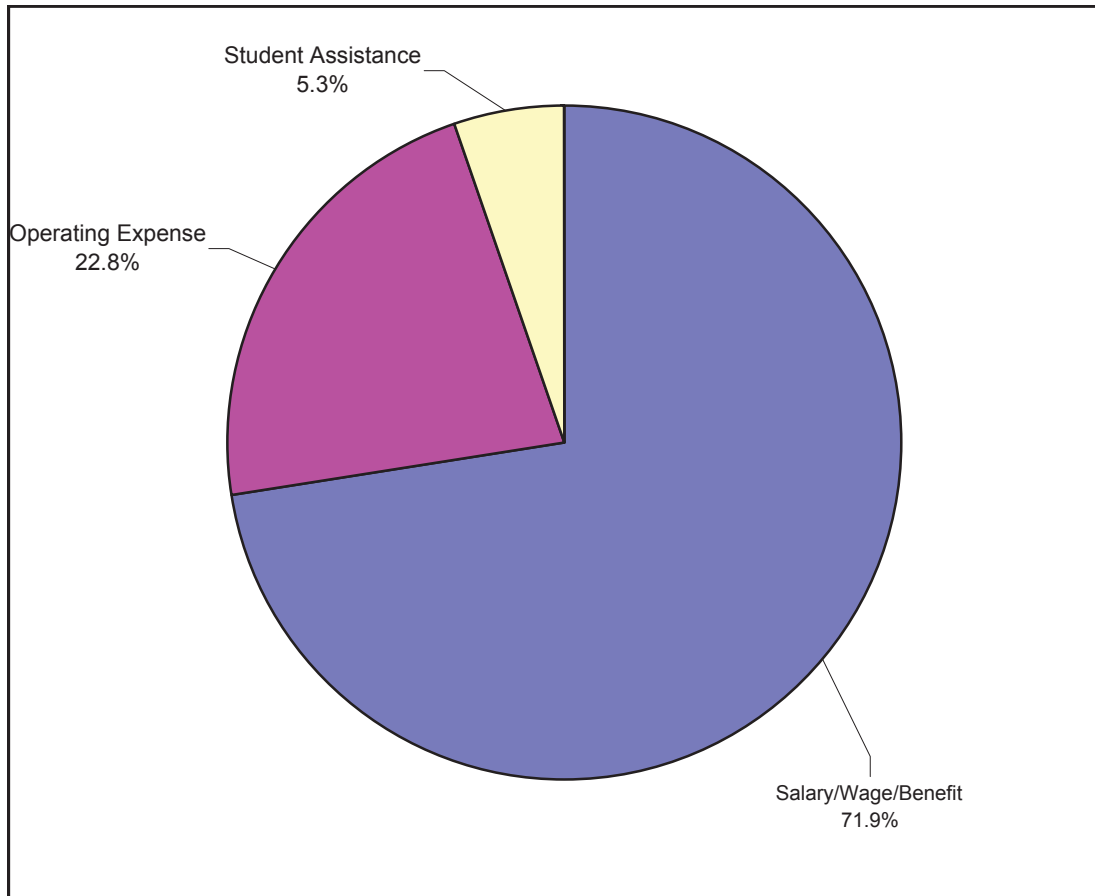
	AMOUNT	PERCENT
STATE APPROPRIATIONS	\$48,969	36.7%
TUITION AND FEES	81,277	61.0%
OTHER REVENUES	3,039	2.3%
TOTAL	\$133,285	



Source: Office of Budgetary Planning & Analysis, General Fund Operating Budget FY-04/05

**FERRIS STATE UNIVERSITY
EXPENDITURE SUMMARY**
(AMOUNTS IN THOUSANDS)

	AMOUNT	PERCENT
SALARY/WAGE/BENEFIT	\$95,819	71.9%
OPERATING EXPENSE	30,407	22.8%
STUDENT ASSISTANCE	7,059	5.3%
EQUIPMENT	0	0.0%
TOTAL	\$133,285	



Source: Office of Budgetary Planning & Analysis, General Fund Operating Budget FY-04/05

Facilities

**SUMMARY OF ALL CAMPUS FACILITIES OWNED OR RENTED
BY FERRIS STATE UNIVERSITY**

BUILDING	SQUARE FEET	CUBIC FEET	CONSTRUCTED OR IMPROVED
GENERAL FUNDED FACILITIES			
ALUMNI BUILDING	34,600	510,000	1929
APPLIED TECHNOLOGY CENTER (RENTED)	223,000		
ARTS & SCIENCE COMMONS	79,259	1,054,984	1996-99
AUTOMOTIVE CENTER	77,000	1,235,400	1956-88
BISHOP HALL	50,900	480,600	1968-87
BUSINESS BUILDING	90,600	700,000	1970
CARILLON TOWER	100	4,900	1968
CONSTRUCTION TECHNOLOGY	75,299	1,358,200	1962, 2003
CREATIVE ARTS	7,200	93,900	1965
DEPT. OF PUBLIC SAFETY	400	3,200	1959-83-99-03
ELASTOMER/PLASTICS CENTER	43,392	510,555	1987-99
EWIGLEBEN SPORTS COMPLEX	76,600	1,280,806	1974-82-99
FLITE LIBRARY	173,484	2,081,800	2001
GENERAL SERVICES BLDG	27,143	490,330	1984-88
GRANGER CENTER (CTC)	75,298	1,358,200	1962-03
GROUNDS FACILITIES	9,032	98,856	1979
HEALTH CENTER (50%)	9,200	91,250	1959-67
HEAVY EQUIPMENT TECH	52,000	1,188,000	1987
INSTR RESOURCE CENTER	54,700	630,000	1969
JOHNSON HALL	33,600	328,600	1959
KENDALL COLLEGE OF ART & DESIGN	92,344		
MCKESSY BARN	2,000	36,000	1989
MCKESSY HOUSE	2,800	23,000	1989-97
MUSIC CENTER	10,000	137,900	1962
NORTH STORAGE FACILITY	10,711	152,900	2001
PENNOCK HALL	50,900	480,600	1968-77
PHARMACY BUILDING	62,200	1,214,300	1972
POWER PLANT	19,900	421,900	1955-88
PRAKKEN BUILDING	42,100	503,900	1952
SCIENCE BUILDING	109,148	1,697,000	1955-67-97-99
SOUTH STORAGE FACILITY	12,640	120,080	2004
STARR BUILDING	86,400	1,607,200	1962-96
STUDENT RECREATION CENTER	116,051	2,397,416	1962-99
SWAN BUILDING	133,680	1,706,200	1966-88-04
TIMME CENTER FOR STUDENT SERVICES	59,179	752,227	1967-02
TOP TAGGART (WHEELER PAVILION)	10,593	152,000	2001
VFS ALLIED HEALTH BLDG	67,400	1,493,800	1979
WEST BUILDING	23,700	292,500	1952-85
WEST COMMONS	19,800	269,300	1968
TOTAL GENERAL FUNDED	2,124,353	26,957,804	

Source: University Architect

FACILITIES

SUMMARY OF ALL CAMPUS FACILITIES OWNED OR RENTED BY FERRIS STATE UNIVERSITY

BUILDING	SQUARE FEET	CUBIC FEET	CONSTRUCTED OR IMPROVED
NON-GENERAL FUNDED FACILITIES			
BOND HALL	90,500	820,400	1966
BROPHY HALL	47,000	482,750	1962
CARLISLE HALL	47,200	423,000	1957
CLARK HALL	41,500	360,900	1960
CONFERENCE CENTER	25,238	380,000	1990
COPY CENTER	4,064	39,872	1969
COUNTY STORAGE (RENTED)	20,000	240,000	1989
CRAMER HALL	91,700	824,700	1969
EAST CAMPUS APARTMENTS	72,600	636,200	1955
HALLISY HALL	44,700	406,000	1958
HEALTH CENTER (50%)	9,200	91,250	1959-67
HELEN FERRIS HALL	44,300	383,000	1956
HENDERSON HALL	44,900	405,500	1965
HOLIDAY INN HOTEL	72,789	582,000	1990
ICE ARENA	69,460	980,570	1974-99
KATKE GOLF CART STORAGE	2,800	27,600	1984
KATKE GOLF CLUB HOUSE	5,700	57,000	2000
KATKE GOLF MAINTENANCE BLDG	3,200	44,800	1974
KNOLLCREST COMMONS	11,094	292,860	1961
MASSELINK COMPLEX	104,700	942,300	1955-58
MCNERNEY HALL	47,000	482,750	1962
MERRILL HALL	51,700	515,050	1961
MILLER HALL	47,382	444,245	1963
PICKELL HALL	50,400	468,600	1964
PUTERBAUGH HALL	46,400	436,400	1965
RACQUET BALL FACILITY	50,884	1,244,000	1980-87-01
RANKIN CENTER	109,100	1,385,900	1958-87
SOUTH CAMPUS APARTMENTS	53,200	466,400	1958
SOUTH COMMONS	32,460	400,217	1963-64-94
SOUTHWEST COMMONS	19,500	253,600	1965-86
SOUTHWEST POWER PLANT	2,200	33,200	1964
TAGGART HALL	47,800	450,600	1964
TECHNOLOGY TRANSFER CENTER	16,836	192,612	1985-87
TRAVIS HALL	51,700	515,050	1961
VANDERCOOK HALL	41,500	386,350	1957-98
WARD HALL	41,320	407,260	1963
WEST CAMPUS APARTMENTS	242,870	5,100,270	1995
WEST CAMPUS COMMUNITY BLDG	5,785	52,000	1996
WOMEN'S SOFTBALL FACILITY	1,008	25,200	2001
TOTAL NON-GENERAL FUNDED	1,811,690	21,680,406	
GRAND TOTAL	3,525,400	47,040,010	

Source: University Architect

Michigan
Public University
Comparisons

MICHIGAN PUBLIC UNIVERSITY COMPARISONS

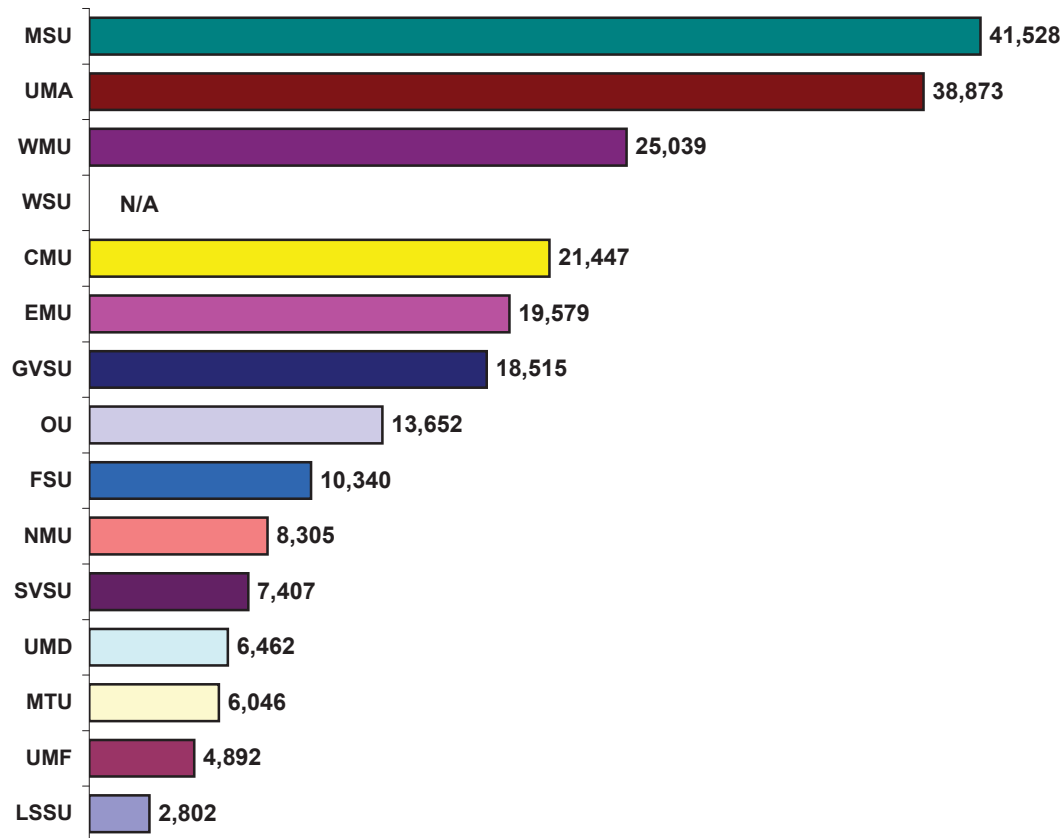
ENROLLMENT MICHIGAN PUBLIC UNIVERSITIES

	<u>Fall 2000</u>	<u>Fall 2001</u>	<u>Fall 2002</u>	<u>Fall 2003</u>	<u>Fall 2004</u>
Central Michigan University	23,877	24,492	24,730	28,003	24,875
Eastern Michigan University	23,517	24,521	24,505	N/A	23,883
Ferris State University	9,847	10,930	11,074	11,822	11,803
Grand Valley State University	18,579	19,762	20,407	21,524	22,063
Lake Superior State University	3,085	3,218	3,322	3,259	2,830
Michigan State University	43,366	44,227	44,937	44,542	44,836
Michigan Tech University	6,336	6,582	6,597	6,538	6,536
Northern Michigan University	8,401	8,557	9,004	9,326	8,999
Oakland University	15,235	15,875	16,059	16,576	16,902
Saginaw Valley State University	8,622	8,936	9,189	9,168	9,448
University of Michigan - Ann Arbor	37,480	38,090	38,618	39,031	39,284
University of Michigan - Dearborn	8,484	8,381	8,725	9,022	8,631
University of Michigan - Flint	6,316	6,397	6,434	6,152	6,188
Wayne State University	30,408	31,040	31,167	33,091	N/A
Western Michigan University	28,657	28,931	29,732	29,178	27,829

Source: President's Council Enrollment Report

MICHIGAN PUBLIC UNIVERSITY COMPARISONS

Full Year-Equated Students FY 2004

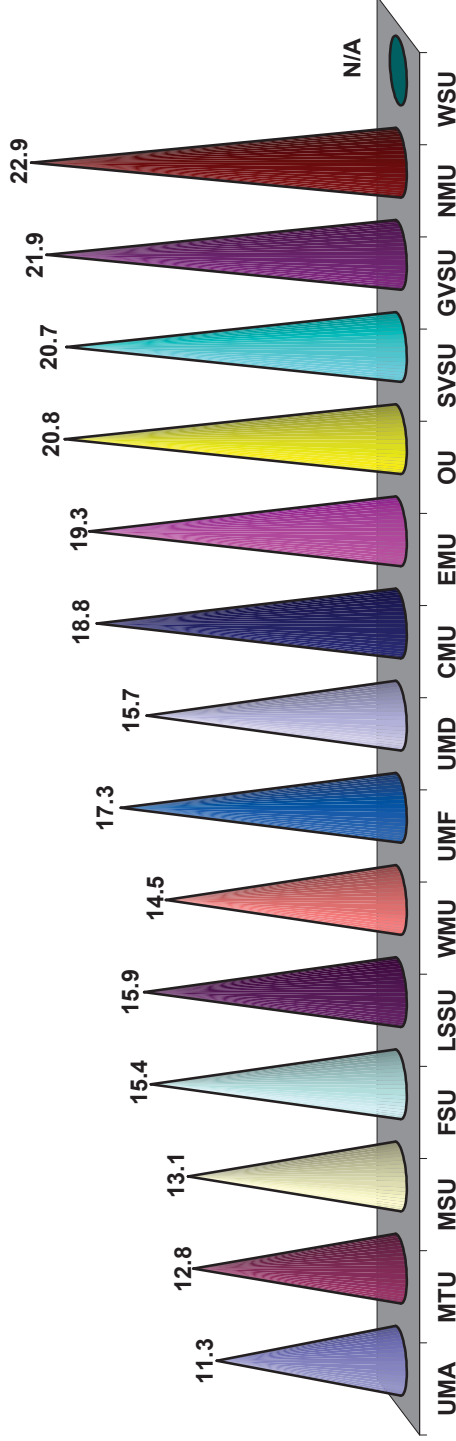


Five Year Trend

	FY '00	FY '01	FY '02	FY '03	FY '04
<i>LSSU</i>	2,779	2,749	2,819	2,900	2,802
<i>UMF</i>	5,050	4,954	5,056	5,019	4,892
<i>MTU</i>	6,109	5,887	5,916	6,008	6,046
<i>UMD</i>	5,773	5,973	6,062	6,335	6,462
<i>SVSU</i>	6,277	6,632	6,857	7,130	7,407
<i>NMU</i>	7,133	7,396	7,718	8,047	8,305
<i>FSU</i>	8,527	8,979	9,568	9,841	10,340
<i>OU</i>	11,359	11,970	12,619	13,070	13,652
<i>GVSU</i>	14,477	15,512	16,779	17,566	18,515
<i>EMU</i>	18,539	18,657	19,256	19,582	19,579
<i>CMU</i>	19,438	20,349	20,961	21,307	21,447
<i>WSU</i>	23,095	22,811	23,754	23,704	n/a
<i>WMU</i>	22,833	23,693	24,906	25,461	25,039
<i>UMA</i>	37,134	37,026	37,998	38,651	38,873
<i>MSU</i>	39,455	40,060	40,936	41,586	41,528

Source: Office of Budgetary Planning & Analysis

Student-to-Faculty Ratio FY 2004



Five Year Trend

	FY '00	FY '01	FY '02	FY '03	FY '04
UMA	12.0	11.4	11.2	12.1	11.3
MTU	14.0	12.4	13.0	12.6	12.8
MSU	12.0	12.0	12.3	12.8	13.1
FSU	16.0	15.6	15.4	15.1	15.4
LSSU	17.0	16.3	15.7	15.9	15.9
WMU	17.0	15.0	15.1	16.7	14.5
UMF	18.0	16.7	17.7	16.7	17.3
UMD	16.0	16.3	16.2	17.0	15.7
CMU	19.0	18.7	18.6	18.3	18.8
EMU	19.0	19.1	19.6	19.7	19.3
OU	20.0	19.6	20.0	19.9	20.8
SVSU	17.0	19.3	21.0	20.1	20.7
GVSU	19.0	18.0	18.6	20.3	21.9
NMU	20.0	20.9	21.2	22.3	22.9
WSU	11.0	11.0	11.5	N/A	N/A

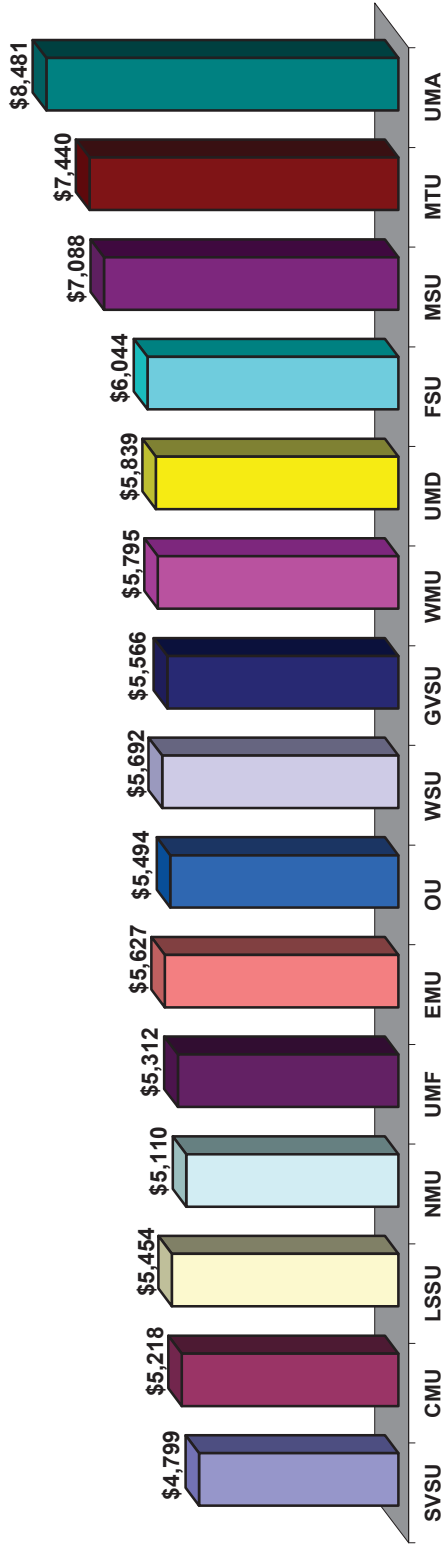
MICHIGAN PUBLIC UNIVERSITY COMPARISONS

BUDGETARY PLANNING AND ANALYSIS SUMMARY OF 2004-05 TUITION/FEES AND ROOM/BOARD MICHIGAN PUBLIC UNIVERSITIES

	<u>FY-05 TUITION</u>	<u>TUITION RANK</u>	<u>FY-05 RM/BRD</u>	<u>ROOM/ BOARD RANK</u>	<u>FY-05 TOTAL COST</u>	<u>TOTAL COST RANK</u>
University of Michigan	8,722	1	7,030	1	15,752	1
Michigan Tech	7,610	2	6,096	9	13,706	2
Ferris State	6,190	4	6,522	3	12,712	3
Michigan State	7,395	3	5,458	13	12,853	4
Western Michigan	5,934	6	6,496	4	12,430	5
Wayne State	5,828	8	6,700	2	12,528	6
Eastern Michigan	5,762	9	6,082	10	11,844	7
Lake Superior	5,736	10	6,228	5	11,964	8
Grand Valley	5,888	7	6,160	7	12,048	9
Central Michigan	5,375	13	6,160	8	11,535	10
Oakland	5,590	11	5,790	12	11,380	11
Northern Michigan	5,334	14	6,182	6	11,516	12
Saginaw Valley	4,913	15	5,850	11	10,763	13
UM - Flint	5,461	12	N/A	N/A	5,461	N/A
UM - Dearborn	6,002	5	N/A	N/A	6,002	N/A
UNWEIGHTED AVERAGE	6,116		6,212		12,328	

Source: Presidents Council, State Universities of Michigan
December 2004

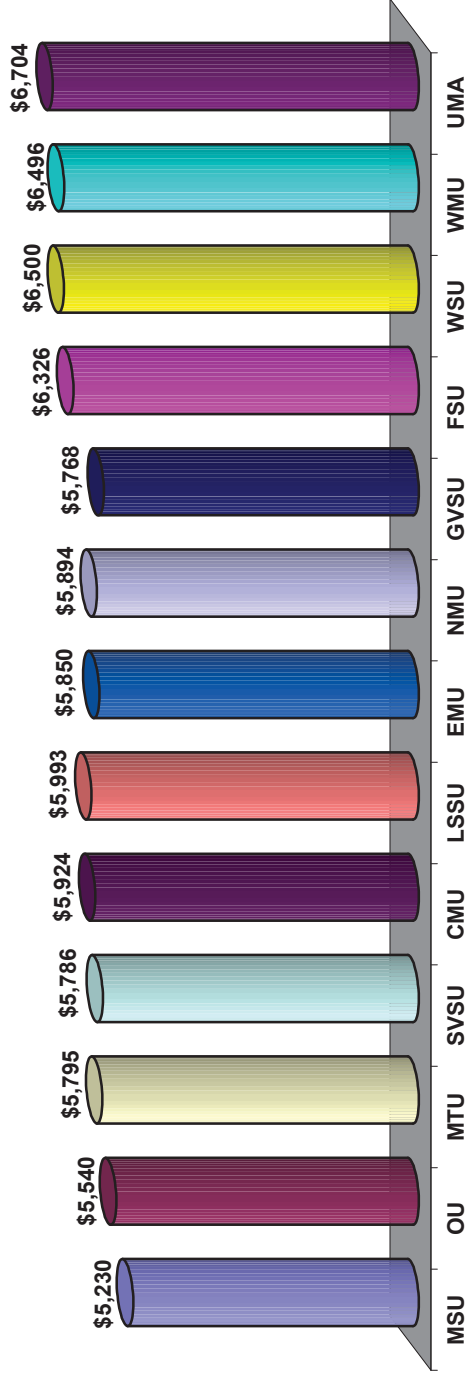
Tuition and Required Fees FY 2004



Five Year Trend

	FY '00	FY '01	FY '02	FY '03	FY '04
SVSU	\$3,512	\$3,608	\$3,897	\$4,382	\$4,799
CMU	3,630	3,775	4,247	4,747	5,218
LSSU	4,034	4,014	4,334	4,758	5,454
NMU	3,146	4,004	4,357	4,780	5,110
UMF	3,830	3,946	4,364	4,786	5,312
EMU	3,736	3,887	4,603	5,027	5,627
OU	4,167	4,279	4,638	5,031	5,494
WSU	4,127	4,291	4,679	5,104	5,692
GVSU	4,184	4,351	4,745	5,148	5,566
WMU	4,147	4,304	4,730	5,155	5,795
UMD	4,516	4,492	5,088	5,332	5,839
FSU	4,118	4,284	5,070	5,500	6,044
MSU	5,255	5,473	5,912	6,454	7,088
MTU	4,766	4,773	6,101	6,591	7,440
UMA	6,735	6,926	7,375	7,960	8,481

Annual Room and Board Costs FY 2004

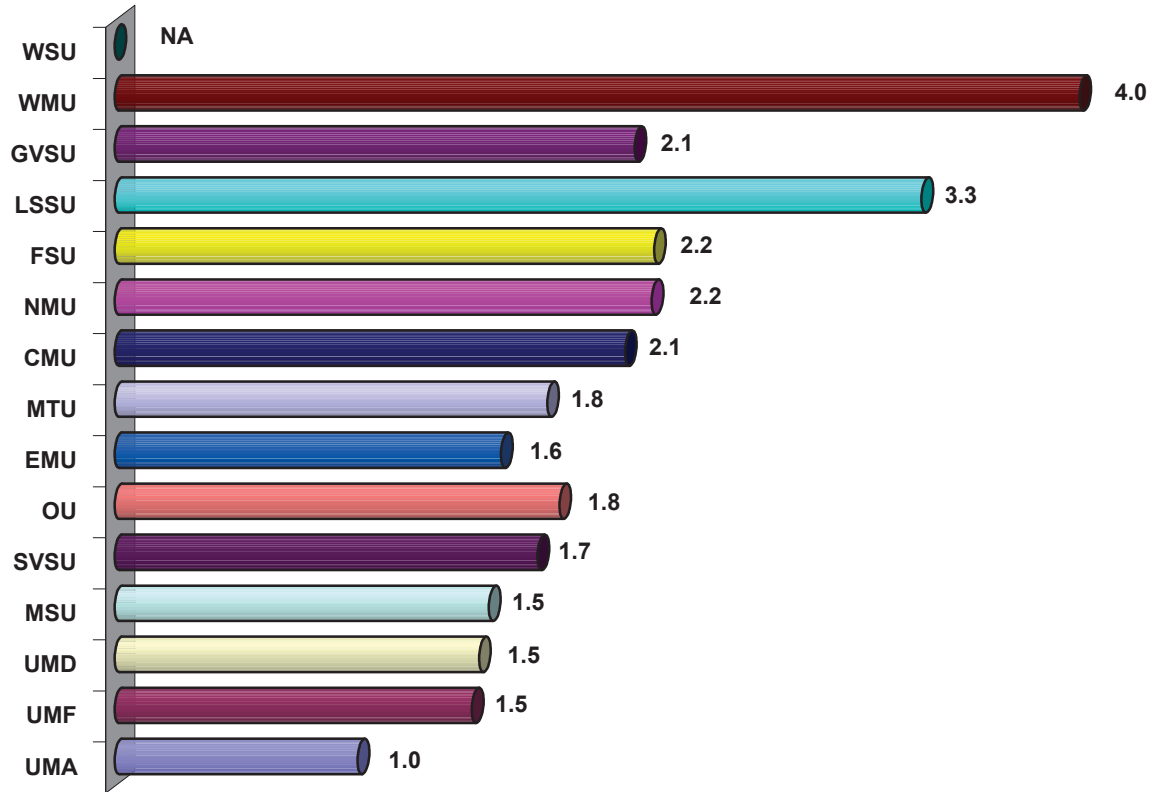


Five Year Trend

	FY '00	FY '01	FY '02	FY '03	FY '04
MSU	\$4,298	\$4,472	\$4,678	\$4,932	\$5,230
OU	4,715	4,833	4,978	5,252	5,540
MTU	4,726	4,917	5,201	5,465	5,795
SVSU	4,800	5,015	5,200	5,485	5,786
CMU	4,620	4,828	5,220	5,524	5,924
LSSU	4,930	5,078	5,281	5,548	5,993
EMU	4,842	5,031	5,268	5,597	5,850
NMU	4,640	4,976	5,436	5,630	5,894
GVSU	4,910	5,030	5,380	5,656	5,768
FSU	5,110	5,258	5,628	5,968	6,326
WSU	n/a	n/a	n/a	6,100	6,500
WMU	4,831	5,073	5,517	6,128	6,496
UMA	5,614	5,780	6,068	6,366	6,704

MICHIGAN PUBLIC UNIVERSITY COMPARISONS

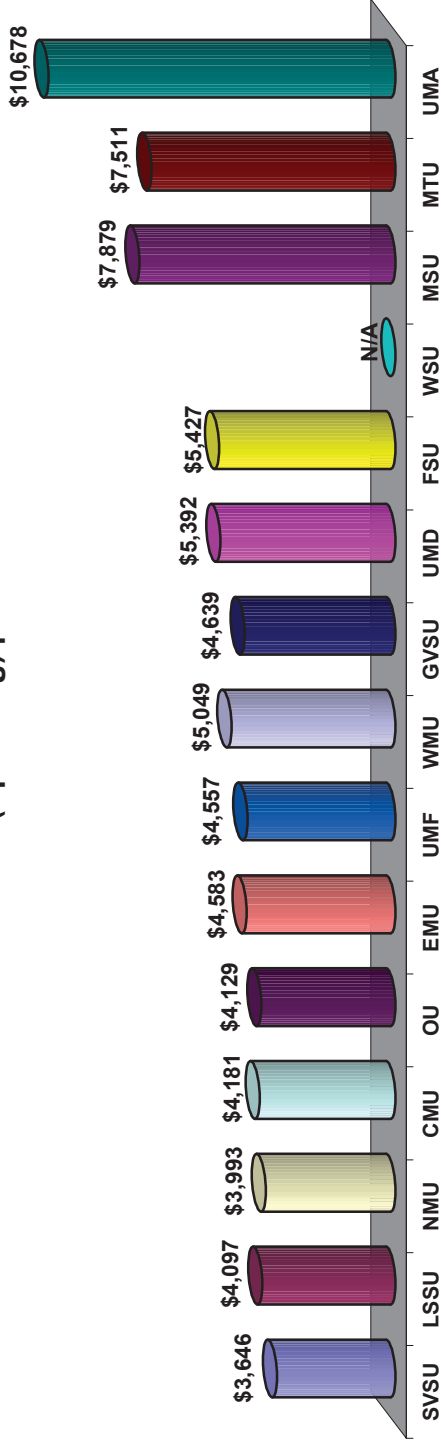
Faculty to Administrator Ratio FY 2004



Five Year Trend

	FY '00	FY '01	FY '02	FY '03	FY '04
<i>UMA</i>	1.0	0.9	0.9	0.8	1.0
<i>UMF</i>	1.5	2.1	1.7	1.2	1.5
<i>UMD</i>	1.5	1.4	1.4	1.4	1.5
<i>MSU</i>	1.6	1.6	1.6	1.6	1.5
<i>SVSU</i>	2.0	1.8	1.6	1.6	1.7
<i>OU</i>	2.2	2.1	2.1	1.8	1.8
<i>EMU</i>	1.9	1.9	1.8	1.8	1.6
<i>MTU</i>	1.4	1.7	1.7	1.8	1.8
<i>CMU</i>	1.9	2.1	2.2	2.1	2.1
<i>NMU</i>	2.3	2.2	2.2	2.1	2.2
<i>FSU</i>	2.2	1.9	2.3	2.2	2.2
<i>LSSU</i>	2.6	2.6	2.2	2.3	3.3
<i>GVSU</i>	2.6	2.7	2.6	2.4	2.1
<i>WMU</i>	2.7	3.8	3.8	3.9	4.0
<i>WSU</i>	2.3	2.2	2.1	n/a	n/a

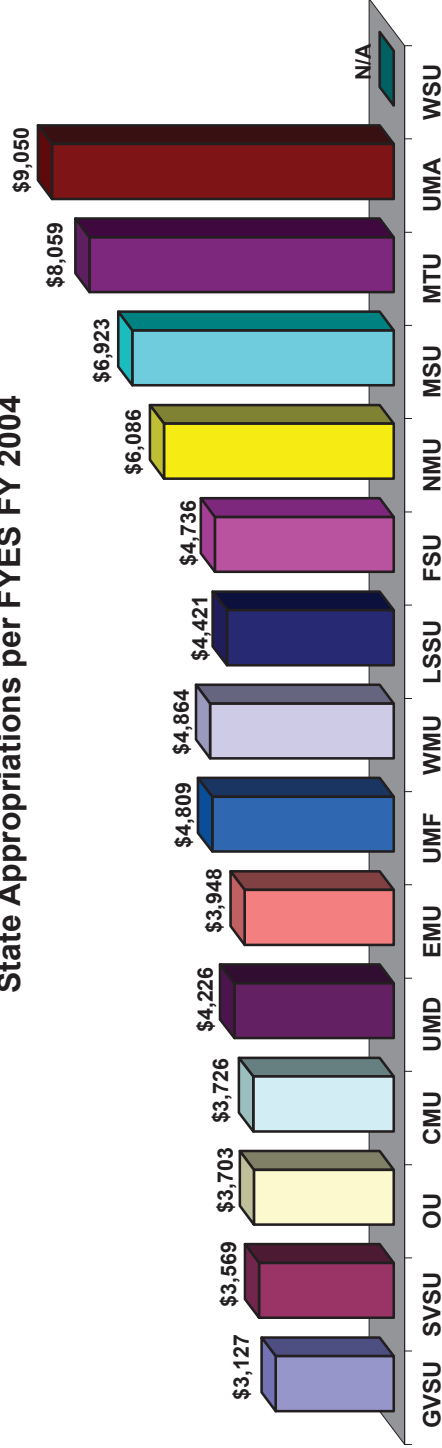
Instructional Cost (Spending) per Student FY 2004



Five Year Trend

	FY '00	FY '01	FY '02	FY '03	FY '04
SVSU	\$3,263	\$3,599	\$2,968	\$3,553	\$3,646
LSSU	4,357	3,771	3,680	3,923	4,097
NMU	4,186	4,524	4,078	4,005	3,993
CMU	3,759	3,759	3,814	4,136	4,181
OU	4,125	4,155	4,236	4,227	4,129
EMU	3,945	3,995	4,113	4,451	4,583
UMF	4,142	4,374	4,598	4,647	4,557
WMU	4,174	4,383	4,667	4,649	5,049
GVSU	4,024	4,288	4,367	4,679	4,639
UMD	4,532	4,585	5,032	5,350	5,392
FSU	5,215	5,376	5,506	5,860	5,427
WSU	6,320	6,943	7,166	6,852	n/a
MSU	7,051	7,376	7,724	7,809	7,879
MTU	7,306	8,276	8,090	8,328	7,511
UMA	9,439	10,019	10,240	10,672	10,678

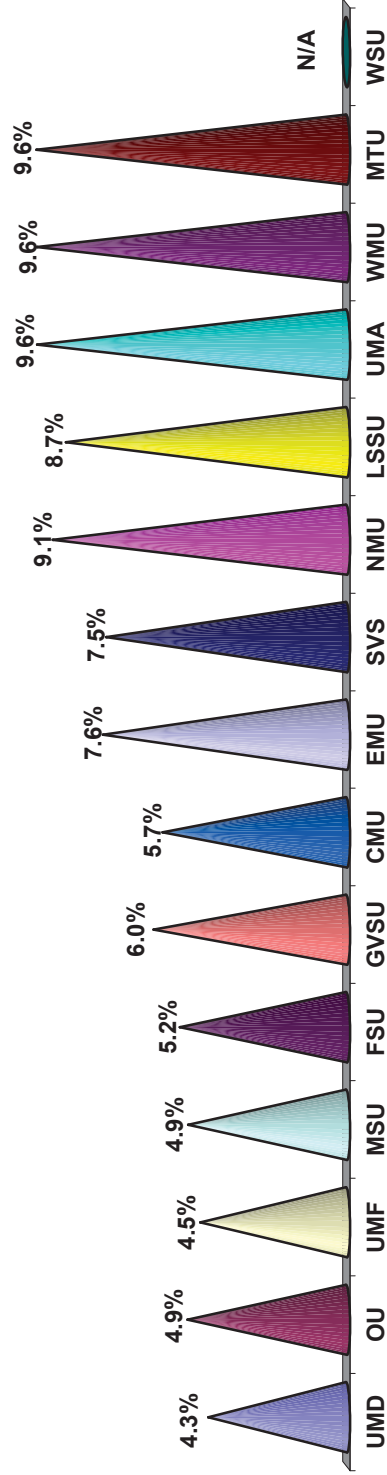
State Appropriations per FYES FY 2004



Five Year Trend

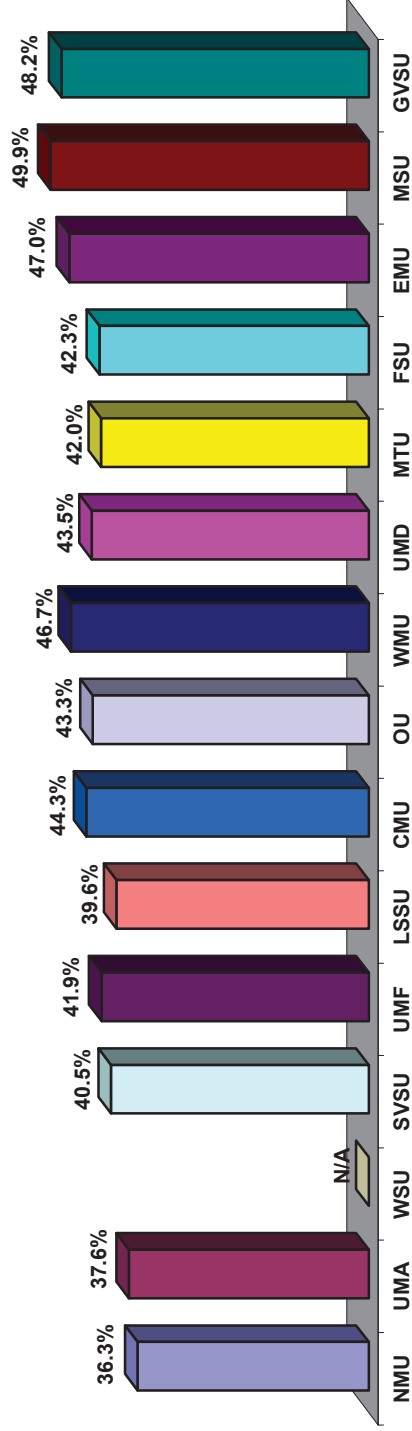
	FY '00	FY '01	FY '02	FY '03	FY '04
GVSU	\$3,779	\$3,808	\$3,582	\$3,301	\$3,127
SVSU	3,976	4,063	3,995	3,708	3,569
OU	4,281	4,305	4,151	3,868	3,703
CMU	4,140	4,351	4,294	4,147	3,726
UMD	4,547	4,617	4,618	4,312	4,226
EMU	4,502	4,629	4,551	4,340	3,948
UMF	4,473	4,788	4,760	4,687	4,809
WMU	5,103	5,228	5,046	4,783	4,864
LSSU	3,943	5,115	5,062	4,844	4,421
FSU	6,229	6,094	5,803	5,481	4,736
NMU	6,844	6,931	6,739	6,281	6,086
MSU	7,701	8,017	7,963	7,586	6,923
MTU	8,487	9,248	9,338	8,933	8,059
UMA	9,300	9,674	9,568	9,102	9,050
WSU	10,308	10,958	10,678	10,352	n/a

Financial Aid as % of Total General Fund Spending FY 2004



	FY '00	FY '01	FY '02	FY '03	FY '04
UMD	3.4%	3.5%	3.6%	4.3%	4.3%
OU	5.1%	4.9%	4.7%	4.7%	4.9%
UMF	4.7%	4.8%	4.6%	4.7%	4.5%
MSU	4.9%	4.9%	4.7%	4.9%	4.9%
FSU	3.7%	4.1%	5.7%	5.1%	5.2%
GVSU	4.9%	4.1%	4.9%	5.3%	6.0%
CMU	4.1%	4.5%	4.9%	5.4%	5.7%
EMU	5.5%	6.0%	6.4%	6.5%	7.6%
SVS	5.6%	5.3%	6.1%	6.7%	7.5%
NMU	6.1%	6.6%	7.2%	7.9%	9.1%
LSSU	7.3%	7.7%	8.3%	8.3%	8.7%
UMA	10.0%	9.0%	9.4%	9.3%	9.6%
WMU	8.5%	2.8%	6.5%	9.6%	9.6%
MTU	11.7%	10.0%	9.4%	9.9%	9.6%
WSU	5.8%	4.0%	4.5%	n/a	n/a


Instruction as a % of Total General Fund Spending FY 2004



Five Year Trend

	FY '00	FY '01	FY '02	FY '03	FY '04
NMU	40.1%	40.2%	36.1%	35.6%	36.3%
UMA	36.7	36.3	36.0	37.1	37.6
WSU	39.9	40.6	40.1	40	n/a
SVSU	41.1	41.7	36.1	40.6	40.5
UMF	44.7	45.9	45.7	42.6	41.9
LSSU	47.2	41.6	37.8	42.7	39.6
CMU	42.1	42.5	41.6	42.8	44.3
OU	45.8	44.1	45.1	44.4	43.3
WMU	42.3	47.6	45.4	44.8	46.7
UMD	43.0	43.1	44.3	45.4	43.5
MTU	46.0	46.1	44.1	45.4	42.0
FSU	45.3	43.4	44.3	45.6	42.3
EMU	46.4	45.0	44.3	46.2	47.0
MSU	48.6	48.8	48.8	48.9	49.9
GVSU	46.0	46.5	47.3	49.6	48.2

Plant Spending as a % of Total General Fund Spending FY 2003



Five Year Trend

	FY '00	FY '01	FY '02	FY '03	FY '04
MTU	8.4%	8.5%	7.5%	7.0%	7.5%
CMU	8.2%	8.6%	9.4%	8.0%	8.0%
OU	9.3%	9.5%	9.8%	8.3%	8.6%
UMD	8.6%	8.7%	9.4%	8.9%	10.6%
FSU	9.0%	10.4%	10.0%	9.0%	6.3%
MSU	9.4%	9.5%	9.4%	9.3%	9.4%
EMU	9.2%	8.8%	9.4%	9.7%	9.2%
SVSU	10.2%	9.8%	11.2%	10.4%	10.1%
NMU	11.4%	11.2%	10.9%	10.9%	11.6%
WMU	11.6%	12.2%	10.5%	11.1%	10.1%
WSU	11.2%	11.2%	8.5%	11.2%	n/a
GVSU	11.2%	11.4%	11.0%	11.8%	11.8%
UMF	9.5%	12.4%	12.2%	12.6%	12.2%
UMA	13.2%	13.4%	12.7%	12.8%	12.8%
LSSU	11.8%	13.3%	12.6%	14.1%	12.1%